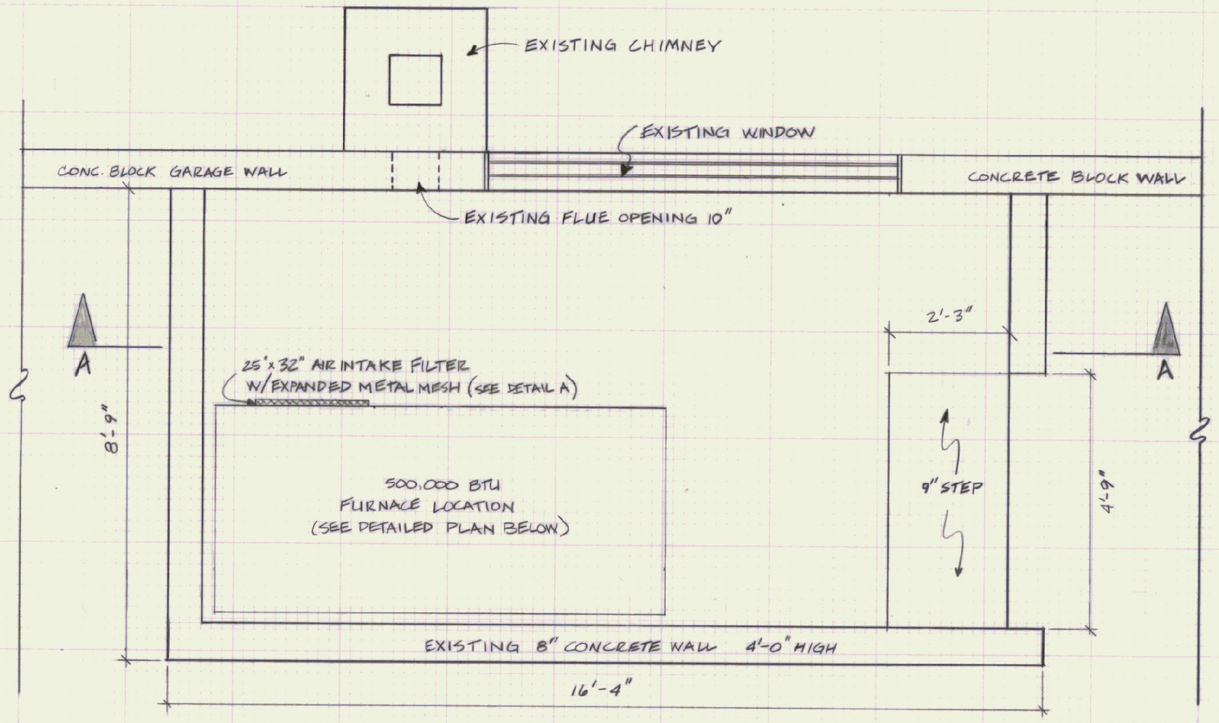

FURNACE ROOM PLAN

SCALE: 1/2" = 1'-0"

NOTES:

1) ALL DUCTWORK .22 GA. GALVANIZED STEEL.
2) WELDED SMOKEPIPE TO BE .16 GA. 10" DIAMETER EXCEPT AS NOTED IN DETAIL
3) SUPPLY REGISTER 24" x 8", ADJUSTABLE DEFLECTOR, ALUMINUM ANEMOSTAT - MODEL NO. X1 HO - OR EQUAL.
4) PROVIDE U.L. APPROVED FIRE DAMPERS - TWO FOR 24" x 12" SUPPLY DUCT; ONE FOR 6" DIAMETER AIR INTAKE.
5) PROVIDE FIVE (5) - 3" x 3" x 3/8" ANGLE DUCT SUPPORTS.
6) PROVIDE 212 °F FUSEABLE LINKS ON ALL FIRE DAMPERS.
7) PROVIDE .24 GA. GALVANIZED HEAT DEFLECTOR OVER STOVE PIPE, 4' x 7'-6" W/ MIN. 1 3/4" CERAMIC INSULATORS.
8) .16 GA. WELDED STOVEPIPE DIMENSIONS:
   - FROM FURNACE LIP TO HEEL OF PIPE, VERTICAL DIMENSION - 6'-6"
   - FROM HEEL OF PIPE TO CHIMNEY THIMBLE, HORIZONTAL DIMENSION - 7'-1"

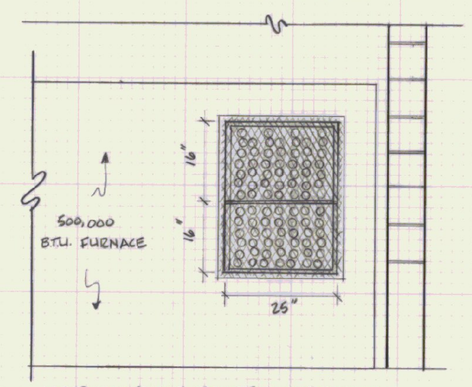

AIR INTAKE FILTER DETAIL A

SCALE: 1/2" = 1'-0"

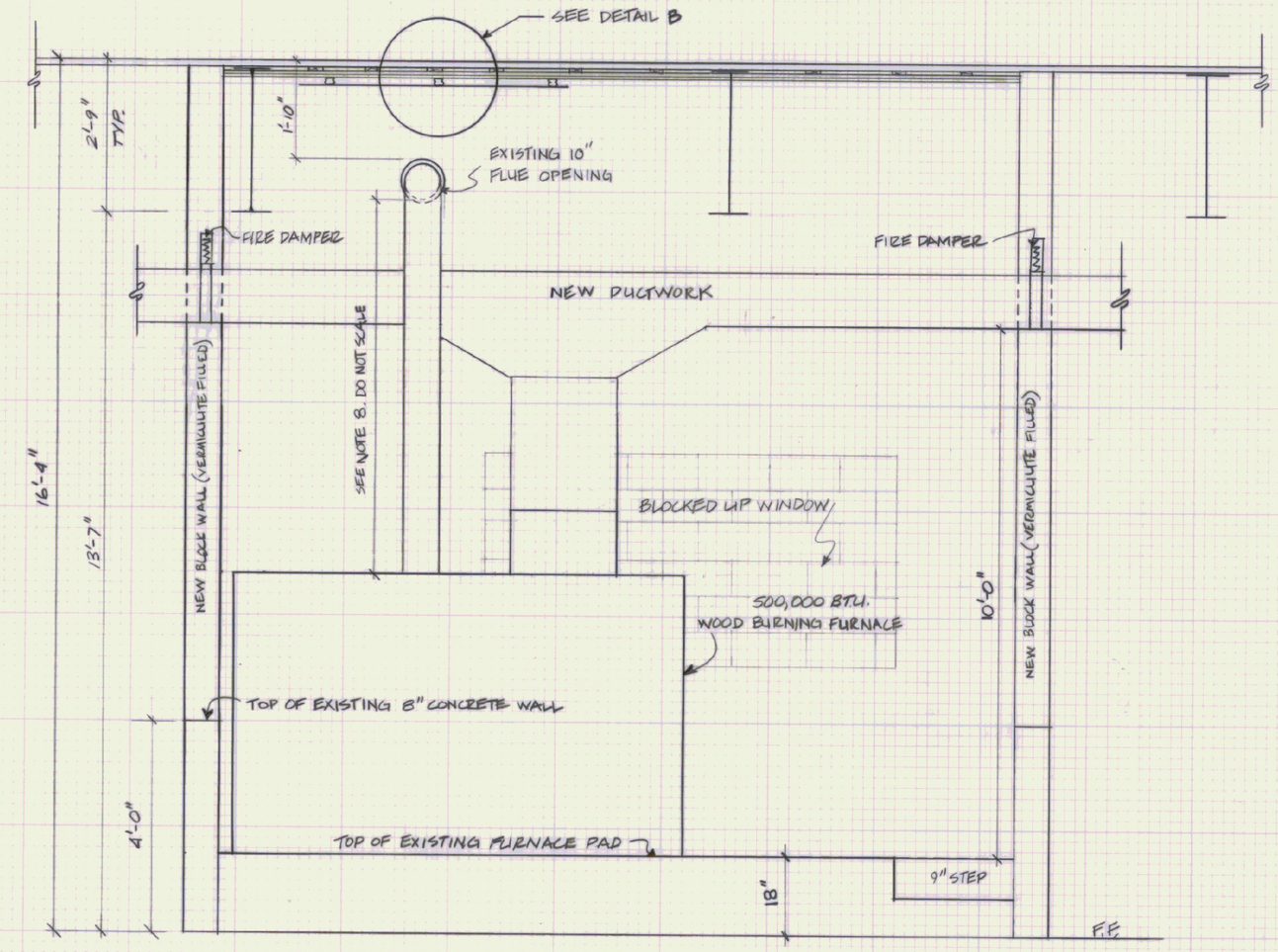

FURNACE ROOM SECTION A-A

SCALE: 1/2" = 1'-0"

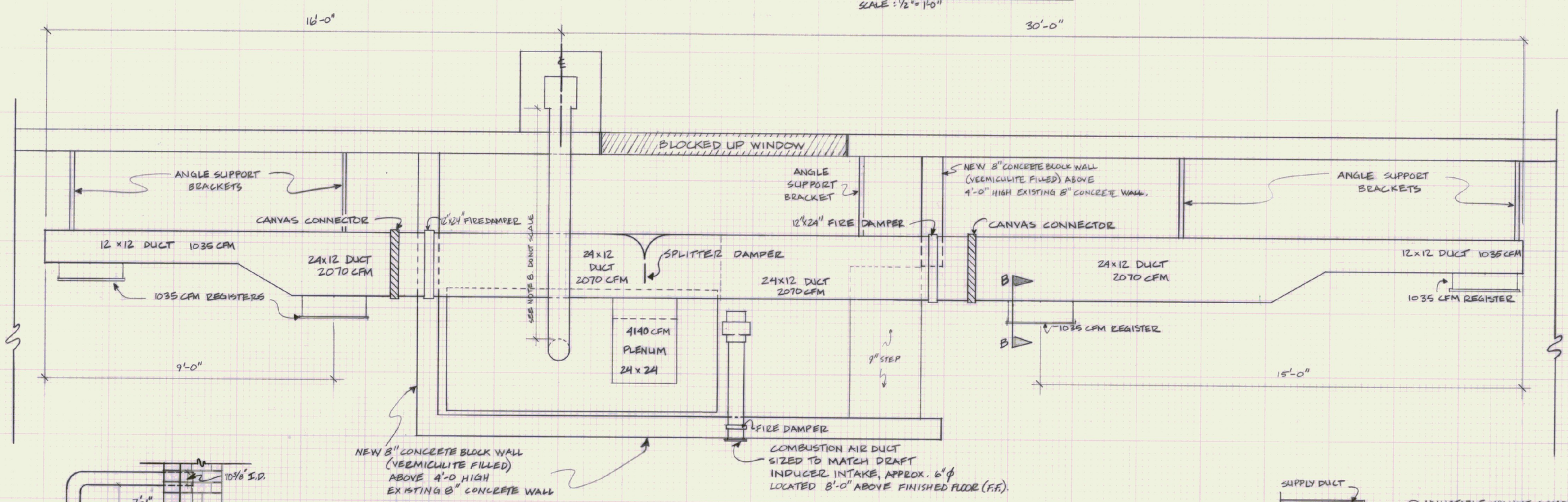

DETAILED FURNACE ROOM & DUCTWORK PLAN

SCALE: 1/2" = 1'-0"

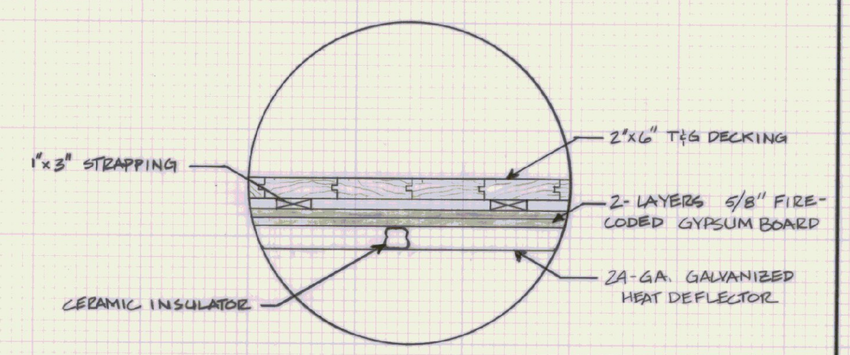

CEILING HEAT DEFLECTOR - DETAIL B

SCALE: 1 1/2" = 1'-0"

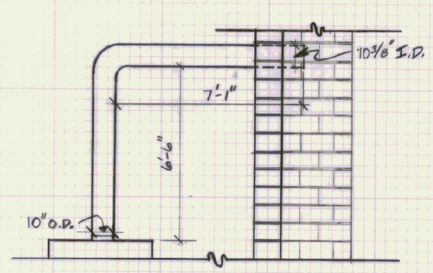

STOVEPIPE DIMENSION DETAIL

SCALE: 1/4" = 1'-0"

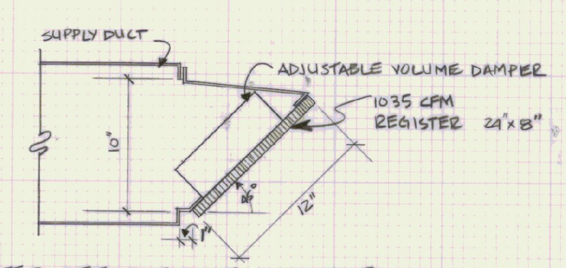

REGISTER DEFLECTOR SECTION B-B

SCALE: 1 1/2" = 1'-0"

STATE OF VERMONT
DEPARTMENT OF STATE BUILDINGS
AGENCY OF ADMINISTRATION
MONTPELIER, VERMONT

WOOD BURNING FURNACE INSTALLATION
AGENCY OF TRANSPORTATION GARAGE
ST. JOHNSBURY, VERMONT

DATE: 5-3-85	SCALE: AS NOTED	REVISIONS:	DWG. NO. M-1
DRAWN BY: J.B WINTER	APPROVED BY: F. PERRIT		1 OF 1