GENERAL NOTES
CONCRETE

1. ALL CONCRETE WORK & REINFORCING STEEL DETAILS SHALL CONFORM TO THE LATEST A.C.I. CODE & DETAILING MANUAL.
2. CONCRETE FOOTINGS, SLAB ON GROUND, WALLS, PIERS, SIDEWALKS & CURBS SHALL BE 3000 PSI @ 28 DAYS WITH MAX. SLUMP 4". ALL CONCRETE IS TO BE CURED. ALL EXPOSED SLABS/GROUND TO BE COVERED WITH SISALKRAFT PAPER FOR DURATION OF PROJECT.
3. CONCRETE FOR EQUIPMENT PADS, FLAGPOLE BASES, AND FILLING OF CONCRETE BLOCK SHALL BE 2500 # PSI @ 28 DAYS.
4. REINFORCEMENT SHALL BE INTERMEDIATE GRADE (# 300) DEFORMED STEEL BARS - fs = 20,000 PSI.
5. ALL FOOTING KEYS SHALL BE CONTINUOUS 2x4 WITH BEVELED SIDES.
6. ALL EXPOSED CONCRETE SHALL BE RUBBED.
7. ALL EXPOSED EDGES SHALL HAVE 1" CHAMFERS. ALL CONSTRUCTION JOINTS SHALL HAVE 1/2" V-JOINTS ON EXPOSED FACE. SEE FLOOR PLAN FOR LOCATIONS - IN NO CASE SHALL MAX. LENGTH OF POUR BE MORE THAN 50 LINEAL FEET.
8. CLEAR CONCRETE PROTECTION SHALL BE IN ACCORDANCE WITH REQUIREMENTS OF THE ACI 318-63 OR AS SHOWN ON DRAWINGS. SPLICES FOR REINFORCING STEEL SHALL BE 40 DIAMETERS.
9. THE CONTRACTOR SHALL SUBMIT SHOP DRAWINGS FOR ALL REINFORCING STEEL FOR APPROVAL BEFORE FABRICATION.
10. PROVIDE HAUNCHED SLABS FOR SLABS/GROUND FOR PARTITIONS MADE OF CONCRETE BLOCK - ADD 2 # 5 CONT. LENGTH OF PARTITIONS - SEE PLAN.
11. PROVIDE ADDITIONAL THICKNESS FOR S/G IN ANY AREAS WHERE REQUIRED FOR CONDUIT, SUMP PITS, TRAPS, AND DRAINS.
12. THE CONTRACTOR SHALL VERIFY ALL DIMENSIONS AND LOCATIONS OF ALL SLOTS, SLEEVES, ANCHOR BOLTS, BRICK SHELVES, ETC. AS MAY BE REQUIRED BY OTHER TRADES BEFORE CONCRETE IS POURED - SEE ELECTRICAL & MECHANICAL DRAWINGS.
13. TOLERANCE FOR SLAB/GROUND 1/4" - 10'

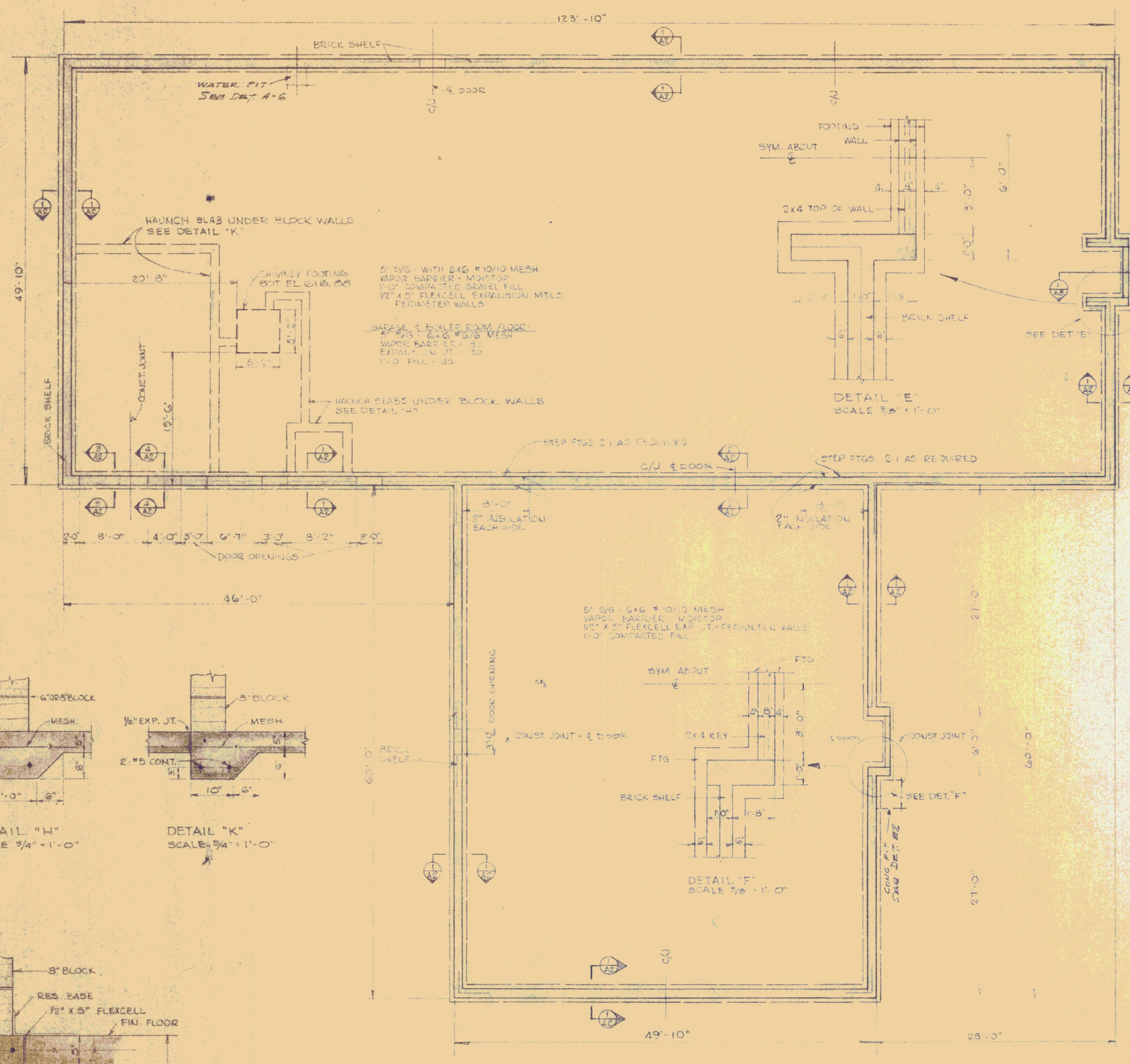

FOUNDATION PLAN
SCALE 1/8" = 1'-0"

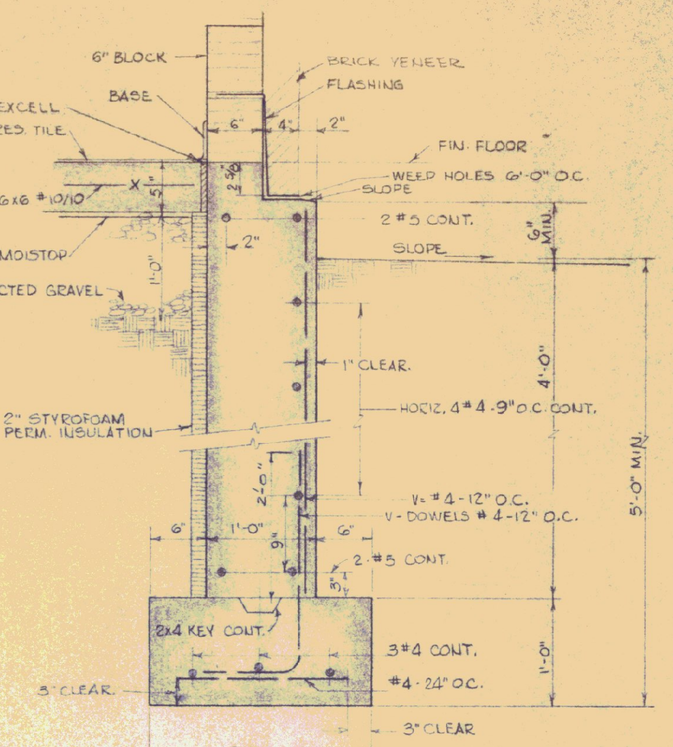

TYPICAL WALL SECTION
SCALE 1" = 1'-0"

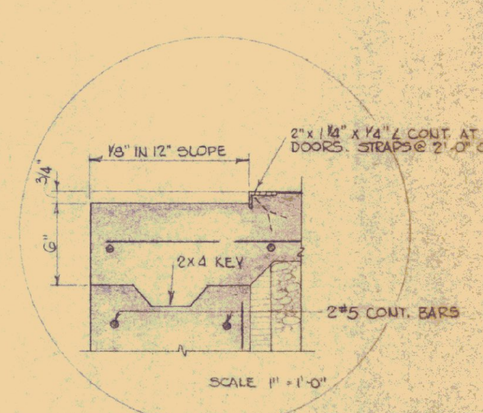

SCALE 1" = 1'-0"

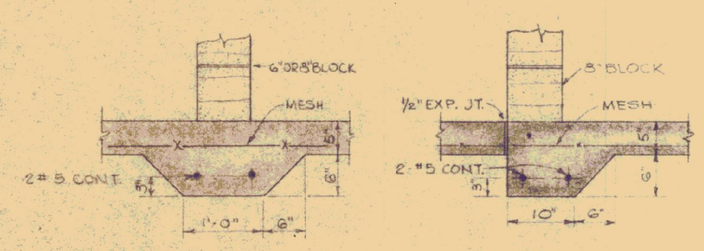

DETAIL "H"
SCALE 3/4" = 1'-0"

DETAIL "K"
SCALE 3/4" = 1'-0"

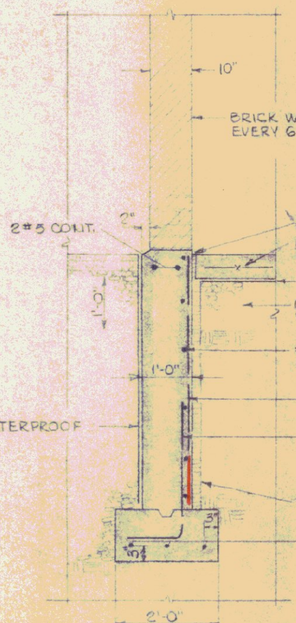

SECTION 4/A2
SCALE 1/2" = 1'-0"

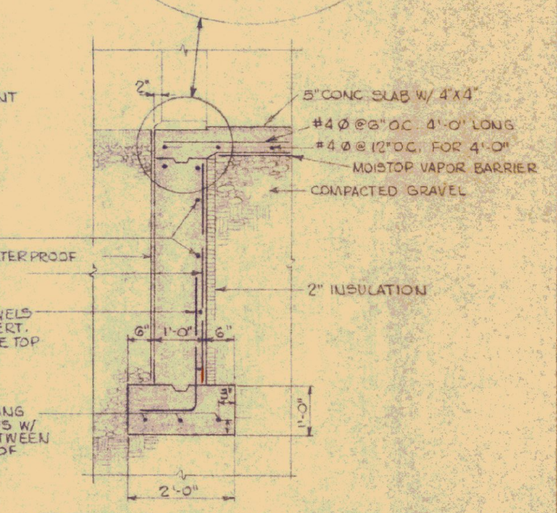

SECTION THRU GARAGE DOOR 3/A2
SCALE 1/2" = 1'-0"

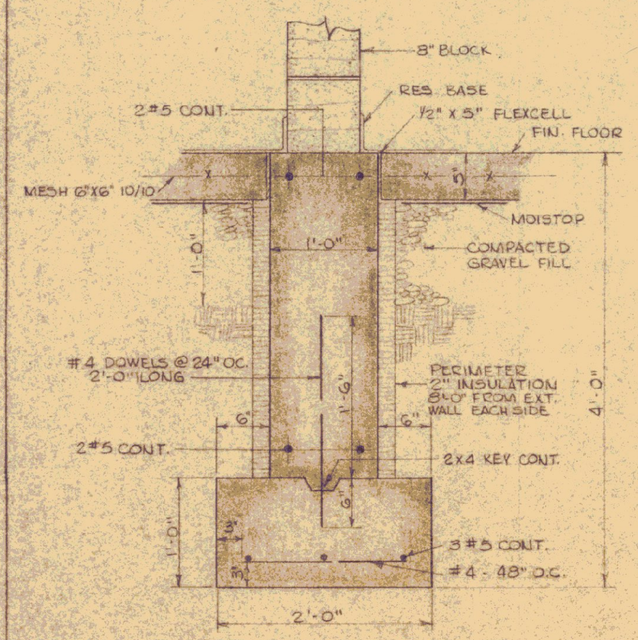

SECTION THRU PARTY WALL 2/A2
SCALE 1" = 1'-0"

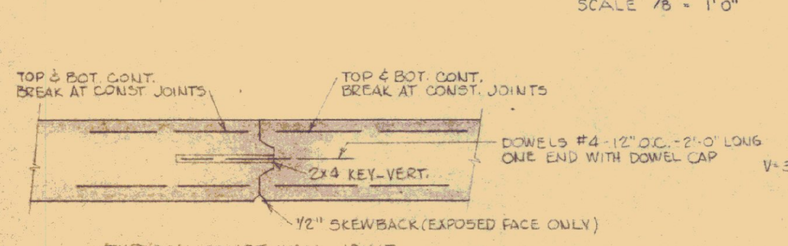

TYPICAL CONST. WALL JOINT
SCALE 3/4" = 1'-0"

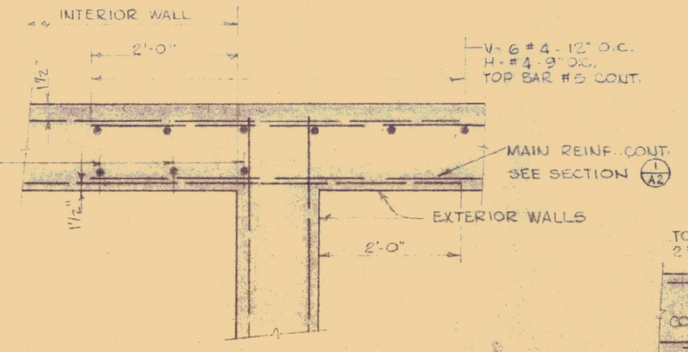

DETAIL OF INTERSECTING WALLS
REINFORCING STEEL
SCALE 3/4" = 1'-0"

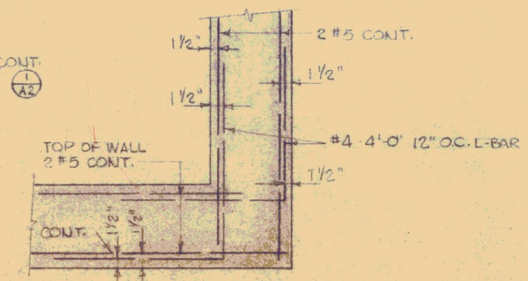

TYPICAL WALL CORNER REINFORCING
SCALE 3/4" = 1'-0"

REVISIONS

REVISION	BY	DATE

STATE OF VERMONT
STATE BUILDINGS DIVISION
DEPARTMENT OF ADMINISTRATION
MONTPELIER, VERMONT

ST. JOHNSBURY OFFICE BUILDING

Foundation Plan & Concrete Details

DATE: 4·27·72	DESIGNED BY:	CHECKED BY: JJS	DWG. NO. A·2
DRAWN BY: PW	APPROVED BY:	DATE 6/30/72	3 OF 17