DO NOT REMOVE T.J.S.

STATE OF VERMONT

AGENCY OF ADMINISTRATION
DIVISION OF STATE BUILDINGS
ST. JOHNSBURY OFFICE BUILDING

BORING LOG

BORING #1 — STA. 0+97, NORTH 145' — ELEV. 616.40: GRAVEL 4', COARSE GRAV. 6'

BORING #2 — STA. 0+97, NORTH 45' — ELEV. 616.30: GRAVEL 5', SAND 5'

BORING #3 — STA. 1+45, NORTH 197' — ELEV. 615.70: GRAVEL 4', SAND 6'

BORING #4 — STA. 1+47, NORTH 114' — ELEV. 616.60: GRAVEL 5', SAND 5'

BORING #5 — STA. 1+75, NORTH 50' — ELEV. 616.10: CLAY 1', GRAVEL 9'

LOCATION MAP

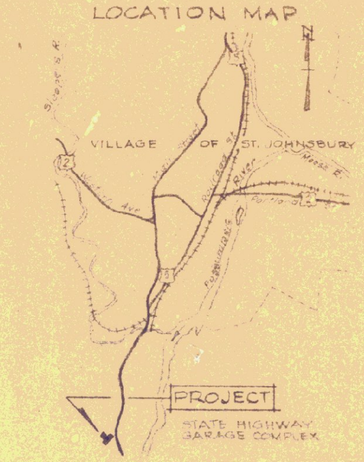

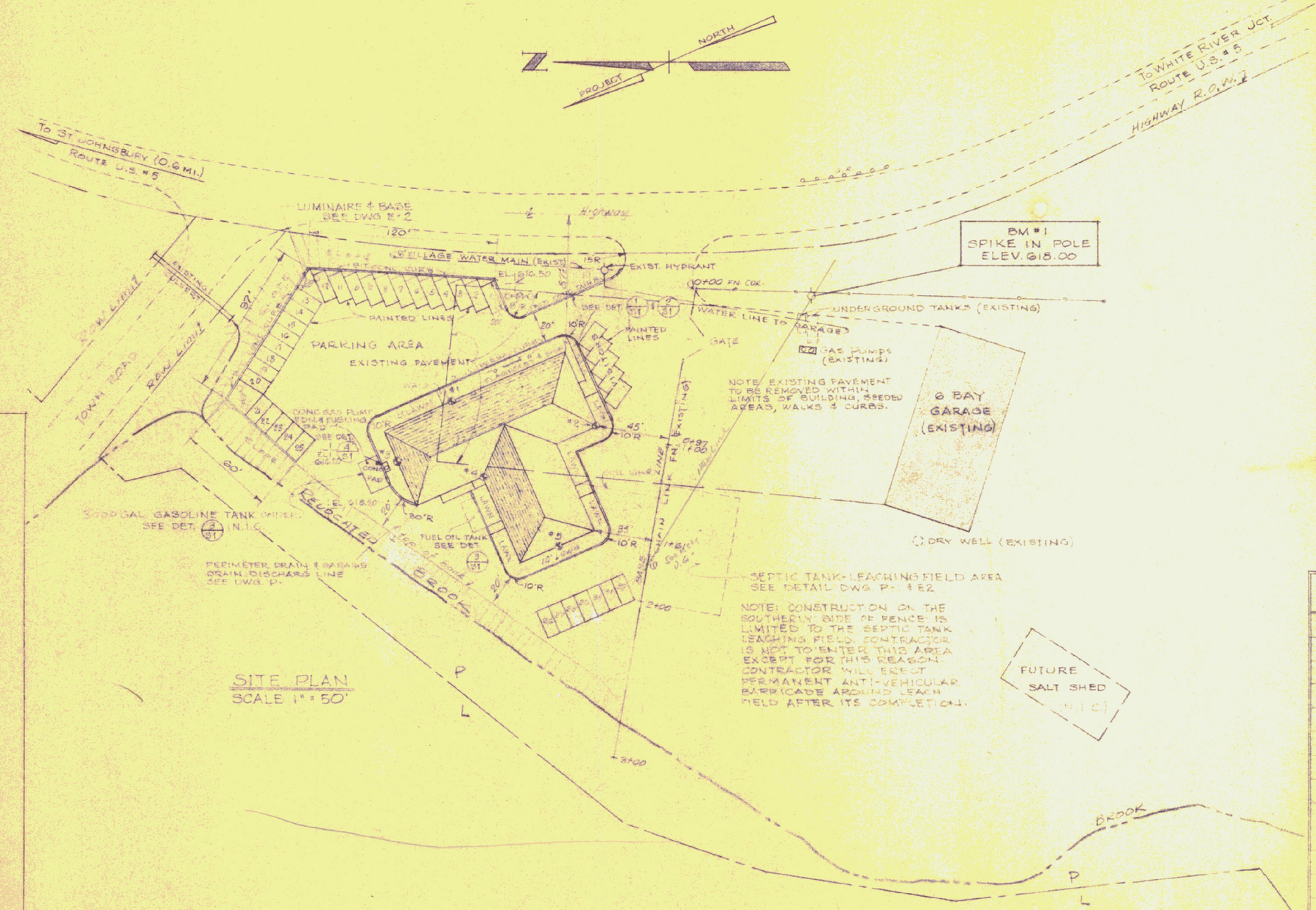

SITE PLAN
SCALE 1" = 50'

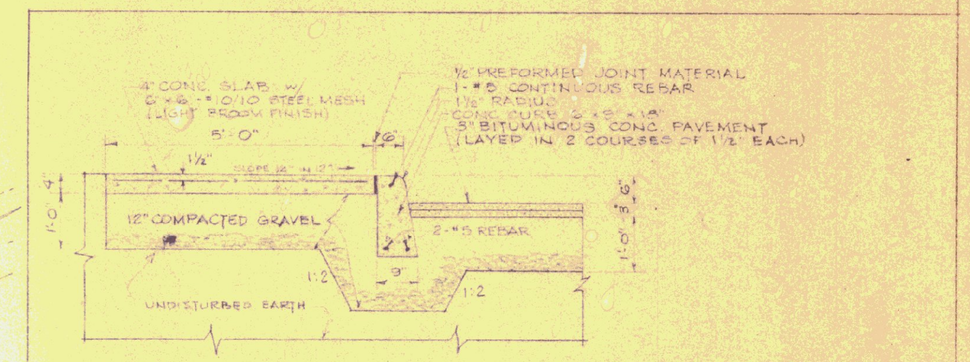

TYPICAL SIDEWALK & CURB CROSS SECTION (1/31)
SCALE ½" = 1'-0" (ALTERNATE #1)

NOTE:
PROVIDE ½" EXPANSION JOINTS IN CURB @ 10'-0" O.C.
PROVIDE ½" EXPANSION JOINTS IN SIDEWALK @ 20'-0" O.C.
PROVIDE DUMMY JOINTS IN SIDEWALK @ 5'-0" O.C.

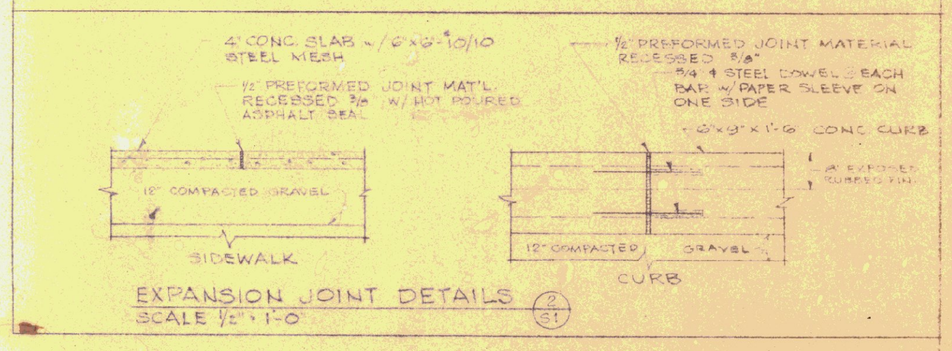

EXPANSION JOINT DETAILS (2/31)
SCALE ½" = 1'-0"

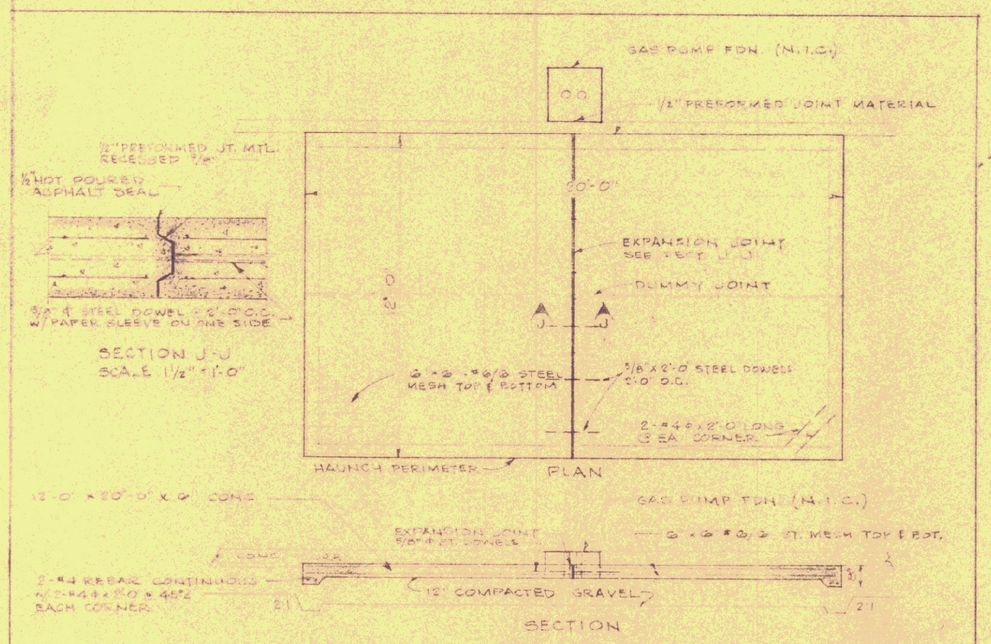

GAS PUMP FOUDATION & FUELING PAD (4/31)
SCALE ¼" = 1'-0" N.I.C.

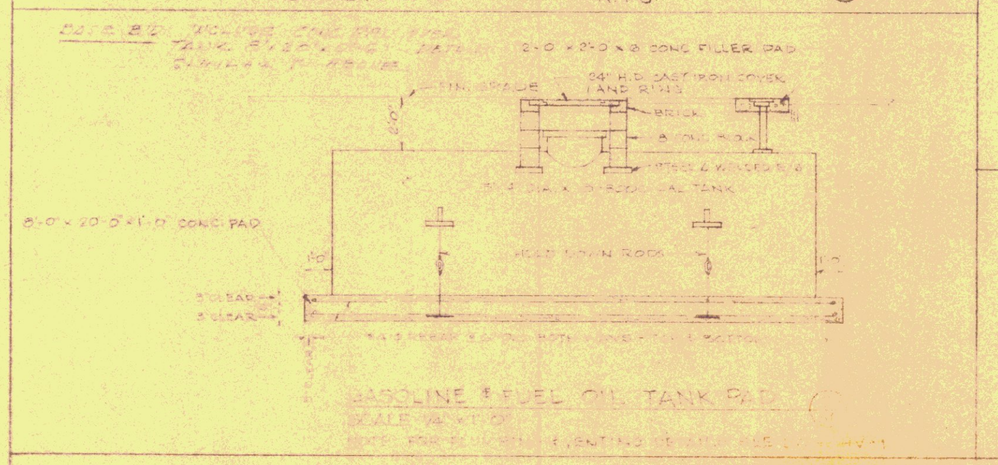

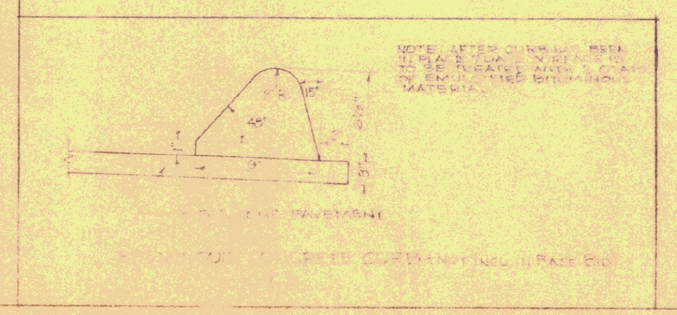

INDEX OF DRAWINGS

SHEET NO.	DRAWING NO.	DESCRIPTION
1	S-1	TITLE PAGE, SITE PLAN, AND DETAILS
2	A-1	FIRST FLOOR PLAN AND DOOR SCHEDULE
3	A-2	FOUNDATION PLAN AND CONCRETE DETAILS
4	A-3	ROOF FRAMING PLAN AND DETAILS
5	A-4	ELEVATIONS, AND FLAGPOLE AND SIGN BASE DETAILS
6	A-5	BUILDING CROSS SECTIONS AND DETAILS
7	A-6	ROOM FINISH SCHEDULE, DOOR JAMB DETAILS, COUNTER DETAILS, AND ONE-WAY MIRROR DETAILS
8	A-7	WINDOW DETAILS, GARAGE LOUVER DETAILS, CHIMNEY DETAILS
9	A-8	MAIN ENTRANCE DETAILS AND TYPICAL WINDOW ELEVATIONS
10	A-9	TOILET DETAILS AND INTERIOR ELEVATIONS
11	A-10	MISC. DETAILS (LOCKERS, CABINETS, CHALKBOARD, COAT ROOM, SHELVING)
12	E-1	ELECTRICAL PLAN AND SCHEDULES
13	E-2	UTILITIES PLOT PLAN AND DETAILS
14	P-1	PLUMBING PLAN AND SCHEDULE
15	HV-1	HEATING PLAN AND SCHEDULE
16	HV-2	HEATING DETAILS
17	HV-3	VENTILATING PLAN AND DETAILS

#1

REVISIONS		
Revision	by	date

APPROVED: [signature] Director — Date: 6/30/72
APPROVED: Thomas B. Oakes, Chief Engineering Consultant — Date: 6/30/72

Drawn by CEH	Date 6/1/72	Dwg. No. S-1
Checked by TJS	Date 6/30/72	Sheet 1 of 17

Offices for Dept. of Public Safety, Dept. of Motor Vehicles & Dept. of Highways

T. 170

PROJ. ENGR. COPY