




I-91 SOUTH

I-91 NORTH

ROUTE 302

INDUSTRIAL PARK ROAD



REPLANT TREES IN THIS AREA

WELL

OUTSIDE WOOD PILE

WOOD SHED

COLD STORAGE

SALT SHED

SAND SHED

PAVED AREA

BERM


FENCE

GARAGE (4 BAY PLUS WASH BAY)

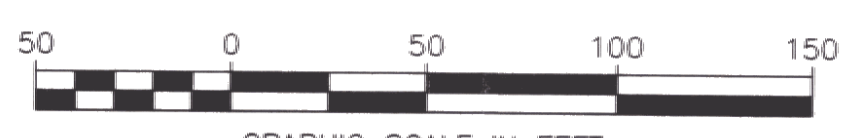
LEACH FIELD

PARKING

OPTIONAL OUTSIDE PLACEMENT OF CALCIUM CHLORIDE TANK (BUILDING)



LUMBER MILL



GRAPHIC SCALE IN FEET  
1"=50'

REVISIONS

SCALE: AS NOTED

A