




I-91 SOUTH

I-91 NORTH

ROUTE 302

INDUSTRIAL PARK ROAD



REPLANT TREES IN THIS AREA

WELL

BERM

OUTSIDE WOOD PORCH

FENCE

WOOD SHED

GARAGE (4 BAY PLUS WASH BAY)

LEACH FIELD

COLD STORAGE


PARKING

SALT SHED

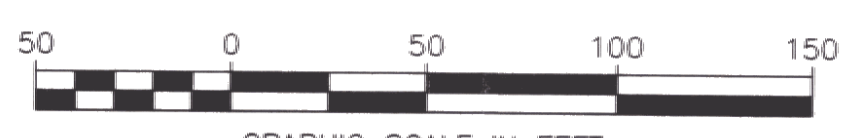
OPTIONAL OUTSIDE PLACEMENT OF CALCIUM CHLORIDE TANK (BUILDING)

SAND SHED

PAVED AREA



LUMBER MILL



GRAPHIC SCALE IN FEET
1"=50'

REVISIONS

SCALE: AS NOTED

A