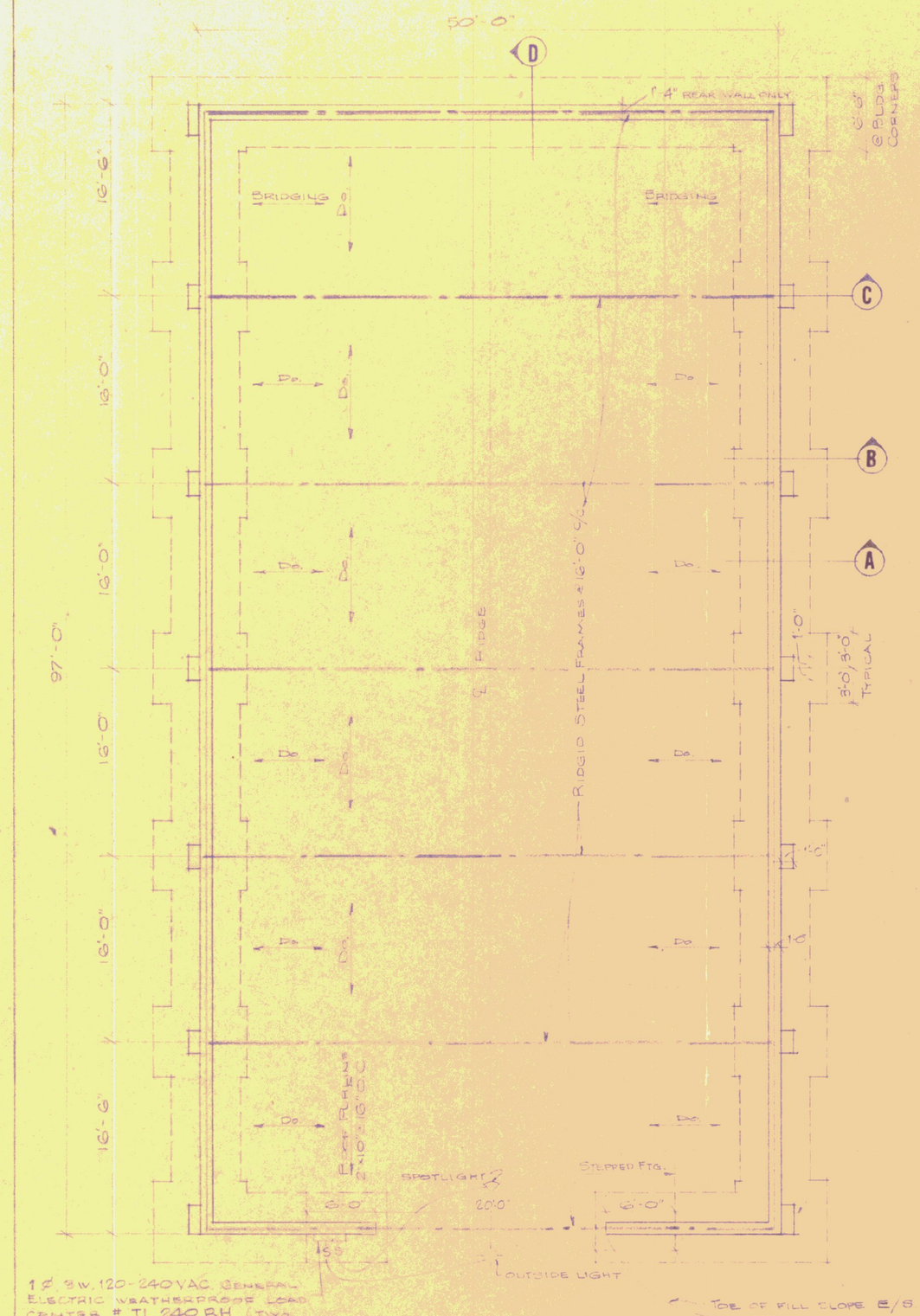

1 ⌀ 3W. 120-240 VAC GENERAL ELECTRIC WEATHERPROOF LOAD CENTER # TL 240 RH (TWO 1-POLE BREAKERS) OR APPR. EQUAL

PLAN

SCALE 1/8" = 1'-0"

PARTIAL PLAN SHOWING LOCATION OF I-BEAMS AND GALV. POSTS

SCALE 1/4" = 1'-0"





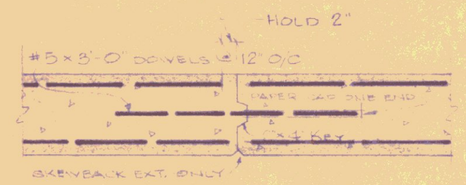

TYPICAL CONSTRUCTION JOINT

SCALE 3/4" = 1'-0"

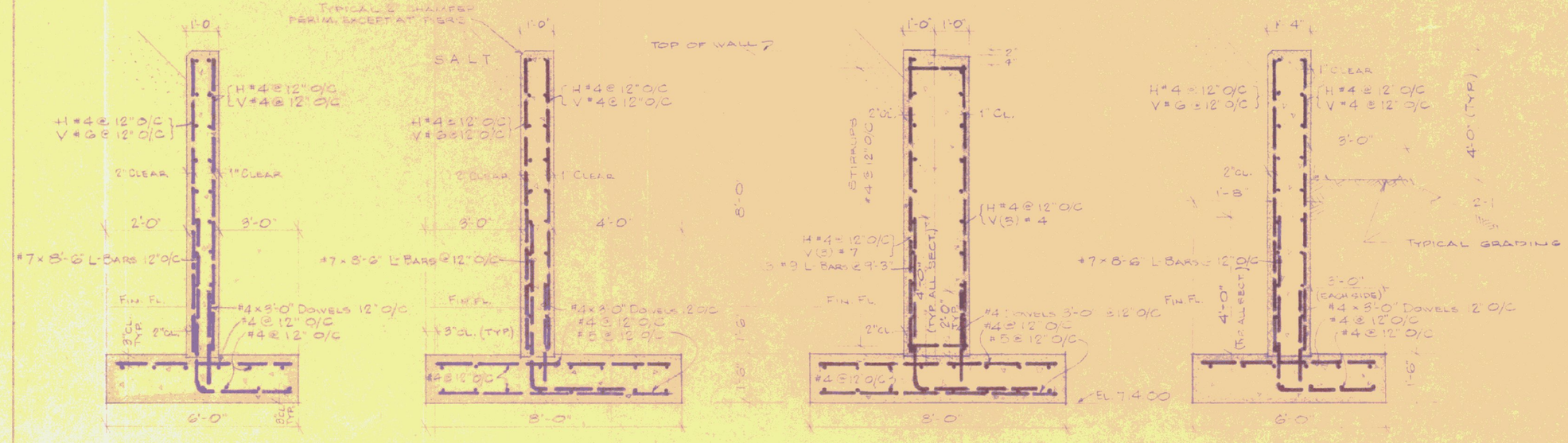

GENERAL NOTES

1. SEE SITE PLAN S-1 FOR BUILDING LOCATION AND BURIED ELECTRICAL CONDUIT LOCATION.
2. CONCRETE SHALL BE 3000 P.S.I. @ 28 DAYS AND SHALL HAVE A MAXIMUM SLUMP OF 4 IN.
3. ALL EXPOSED CONCRETE SHALL BE RUBBED TO A SMOOTH UNIFORM FINISH.
4. ALL FRAMING LUMBER SHALL BE "CONSTRUCTION GRADE WITH "f" = 1500 P.S.I.
5. ALL BOLTS AND WASHERS FOR FOUNDATION SHALL BE GALVANIZED.
6. DOOR JAMBS AND HEAD SHALL BE METAL COVERED ALL SIDES.

REVISIONS	
By	Date

STATE OF VERMONT
DIVISION OF STATE BUILDINGS
AGENCY OF ADMINISTRATION
MONTPELIER, VERMONT

VERMONT HIGHWAY DEPARTMENT

Standard Salt Storage Building
Type II

DATE: 10/18/74	DESIGNED BY: T.J.S.	DWG. NO. SH-1
DRAWN BY: C.E.H.	APPROVED BY:	___ OF ___