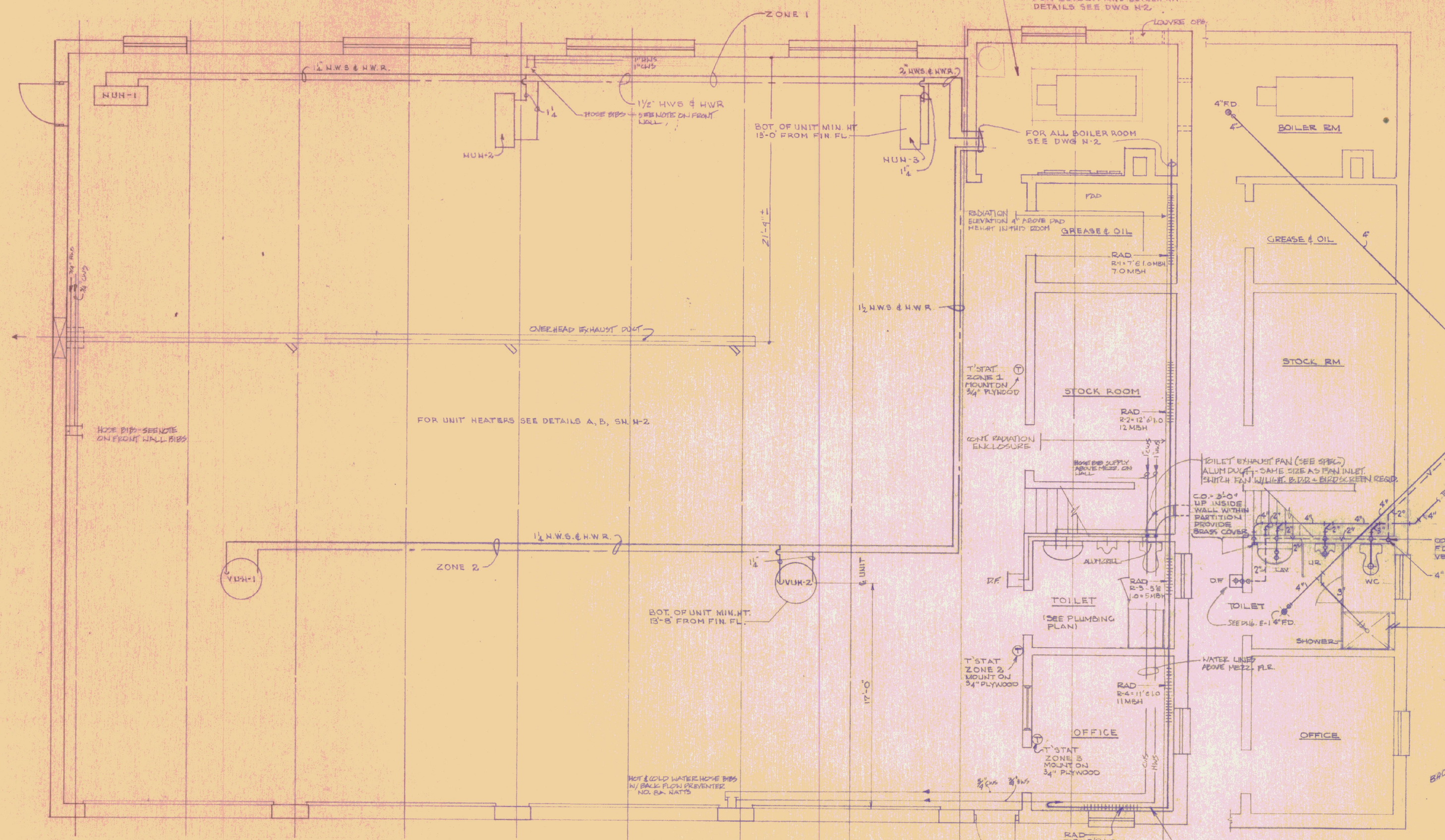

HEATING PLAN
4 BAY
SCALE: 1/4" = 1'-0"

PLUMBING ISOMETRIC DIAGRAM

DOMESTIC WATER DISTRIBUTION DETAIL

PLUMBING PLAN
SCALE: 1/4" = 1'-0"

SEE DRAWING H-2 FOR SCHEDULE & GENERAL NOTES

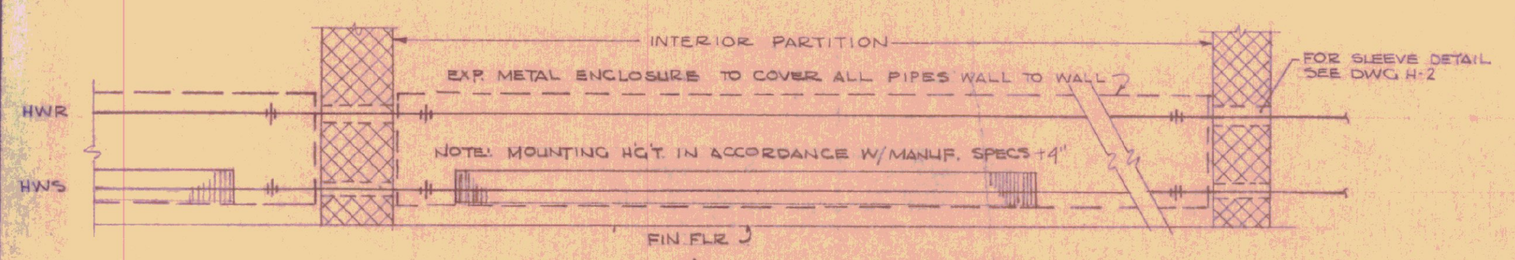

TYPICAL BASEBOARD RADIATION PIPING
SCALE: 1" = 1'-0"

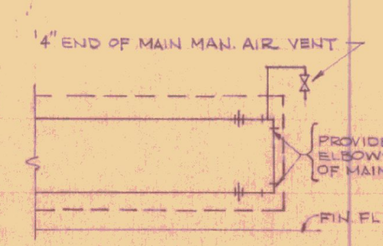

END OF MAIN DETAIL
SCALE: 1" = 1'-0"
GARAGE OFFICE

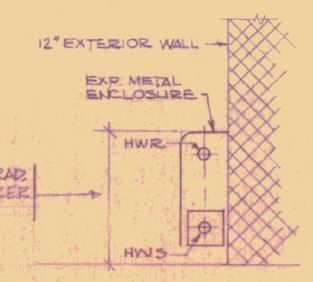

TYPICAL SECTION
SCALE: 1" = 1'-0"

LEGEND

H.W.S.	———
H.W.R.	— · —
S&B	BURNER SAFETY SWITCH (MTD. 6'-0" ABOVE FIN FLR)
(T)	THERMOSTAT
VUH	PIPE SUPPLY TO BOTTOM & RETURN TO TOP
HUH	do
	GATE VALVE
	CHECK VALVE
	BALANCING COCK
	FLOW CONTROL VALVE
	UNION
	FUSIBLE LEVER-MATIC VALVE
	STRAINER
	P.R.V. - ALL BRONZE

REVISIONS	DATE	REVISION
	7-6-78	RCH - FAI RELOCATION

STATE OF VERMONT
DIVISION OF STATE BUILDINGS
AGENCY OF ADMINISTRATION
MONTPELIER, VERMONT

Standard Four Bay Highway Garage Bldg.

HEATING PLAN

SCALE: As noted

DATE: 10-18-74	DESIGNED BY: GUS MASTRO	DWG. NO. H-1
DRAWN BY: Studio Seven Inc.	APPROVED BY: [signature]	1 of 2