STATE OF VERMONT

PROPOSED STATE HIGHWAY MAINTENANCE GARAGE

LOCATED IN NEWBURY, VERMONT

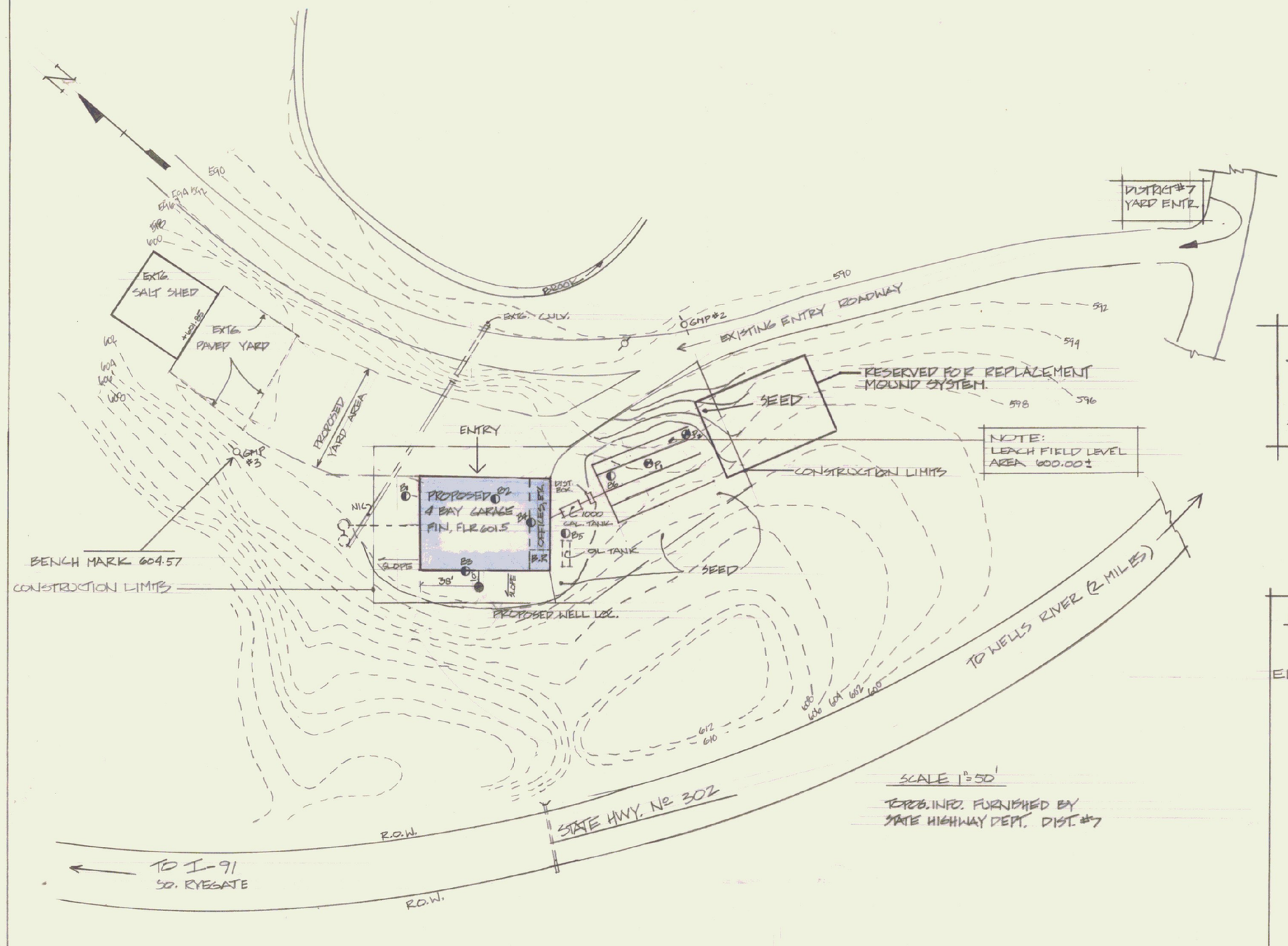

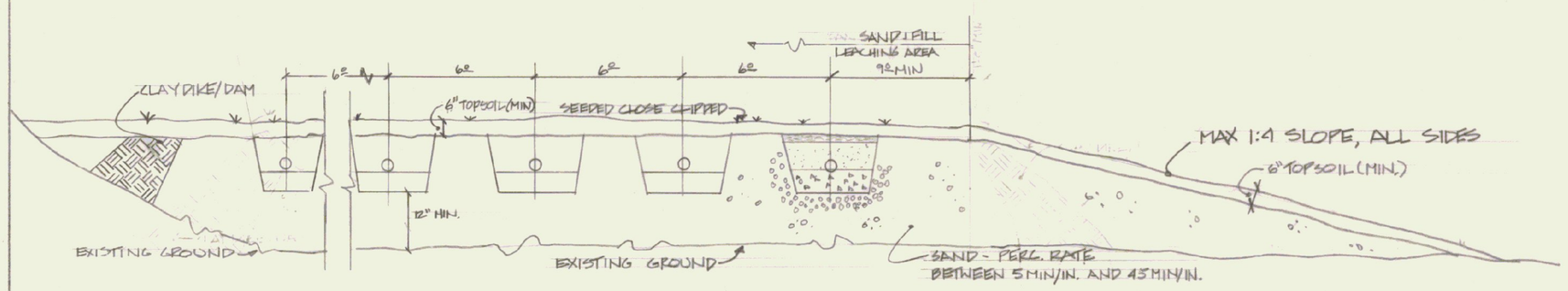

SECTION A-A THRU LEACHING FIELD

N.T.S.

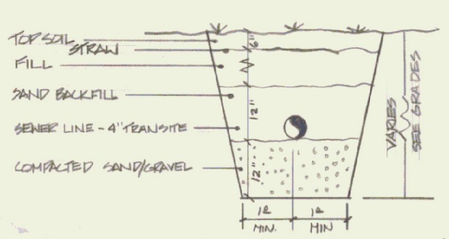

TYPICAL SECTION OF TRENCH FOR SEWER LINES

½" = 1'-0"

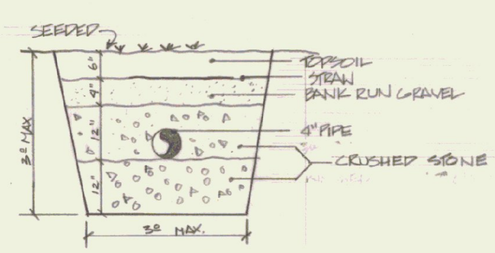

TYPICAL SECTION THRU LEACH LINES

½" = 1'-0"

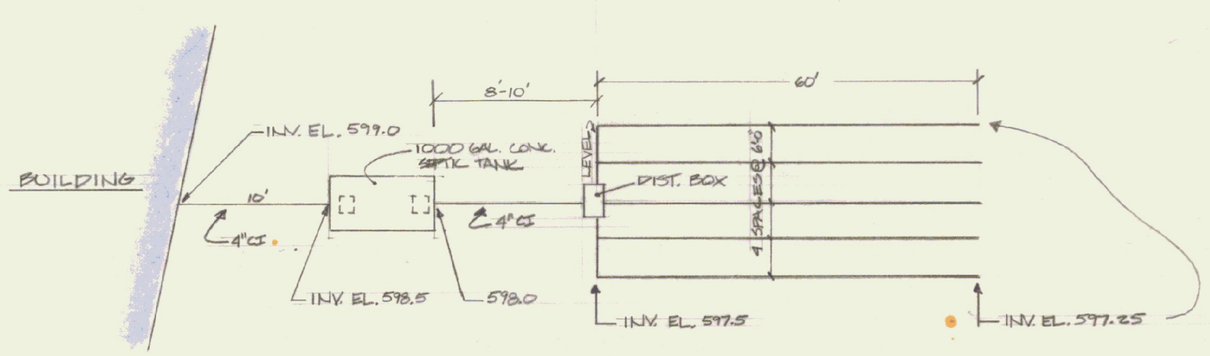

N.T.S.

ESTIMATE OF SEWAGE FLOW

8 TRUCKS & EQT. @ 2 HR./DAY	=	16 MAN HRS.
1 MECHANIC/8 HR/DAY	=	8 MAN HRS.
TOTAL		24 MAN HRS. @ 5 GPH = 120 GAL/DAY

BORING DATA

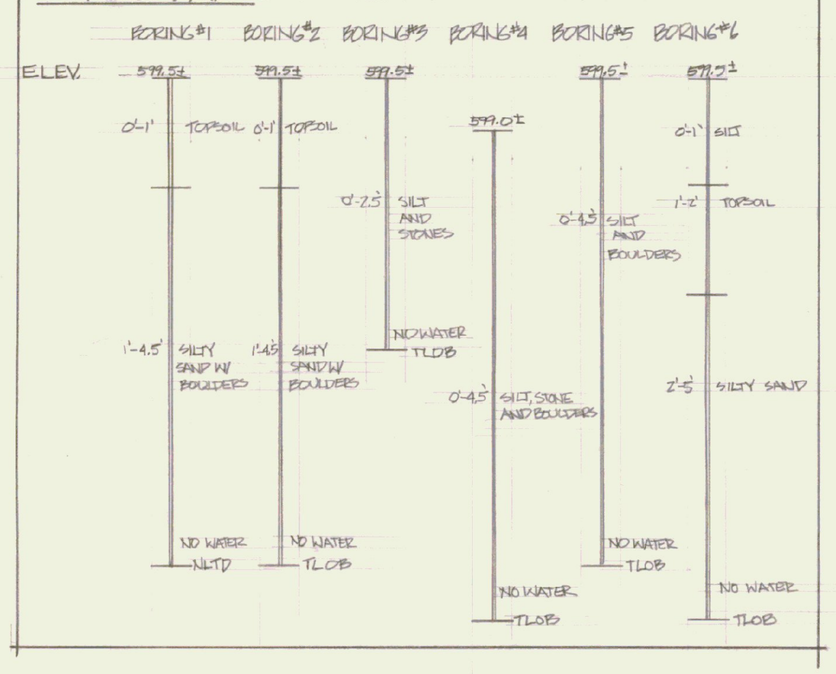

PERCOLATION TEST DATA

DATE	DROP IN 30 MINUTES HOLE #1	HOLE #2
5 JUL 78		
2:30 PM		
3:00		
3:30	4	5
4:00	4½	4
5:15	6½	7
5:30	2½	3
	12	10
6 JUL 78		
1:45 PM	1	
2:15	1	3
2:45	½	2½
3:30	1½	2½
4:00	1	2½
4:30	¼	2½
5:00	¼	2
5:30	¼	1¼
6:00	½	2
	1.25	1.5

PERC. TEST BY: RAYMOND P. BENDRON PE # 2347

INDEX OF DRAWINGS

DWG. NO.	TITLE
S-1	SITE PLAN
A-1	FLOOR PLAN & FOUNDATION DTLS.
A-2	ELEVATIONS
A-3	WALL SECT., MISC. DTLS. & DOOR SCHED.
A-4	DTLS. OF MEZZ. & BOILER RM. CONC. SLABS
A-5	ROOF FRAMING PLAN & DTLS.
H-1	HEATING & PLUMBING PLAN
H-2	BOILER RM & DTLS.
E-1	ELECTRICAL PLAN

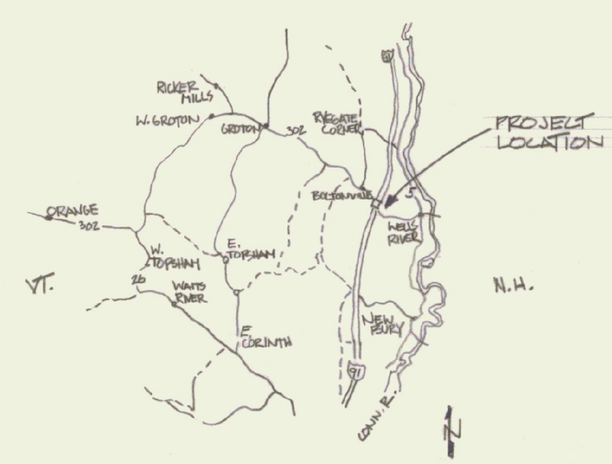

LEGEND

- ⊕ EXCAVATION
- ⊕ PERCOLATION TEST

TLOB - TO LEDGE OR BOULDER.

REV.	DATE	DR.	APP.	DESCRIPTION

STATE OF VERMONT
DIVISION OF STATE BUILDINGS
AGENCY OF ADMINISTRATION
MONTPELIER, VERMONT

DATE: 7-28-78	DESIGNED BY: T.J. SETTE	DWG. NO. S-1
DRAWN BY: RCH	APPROVED BY:	1 OF 9