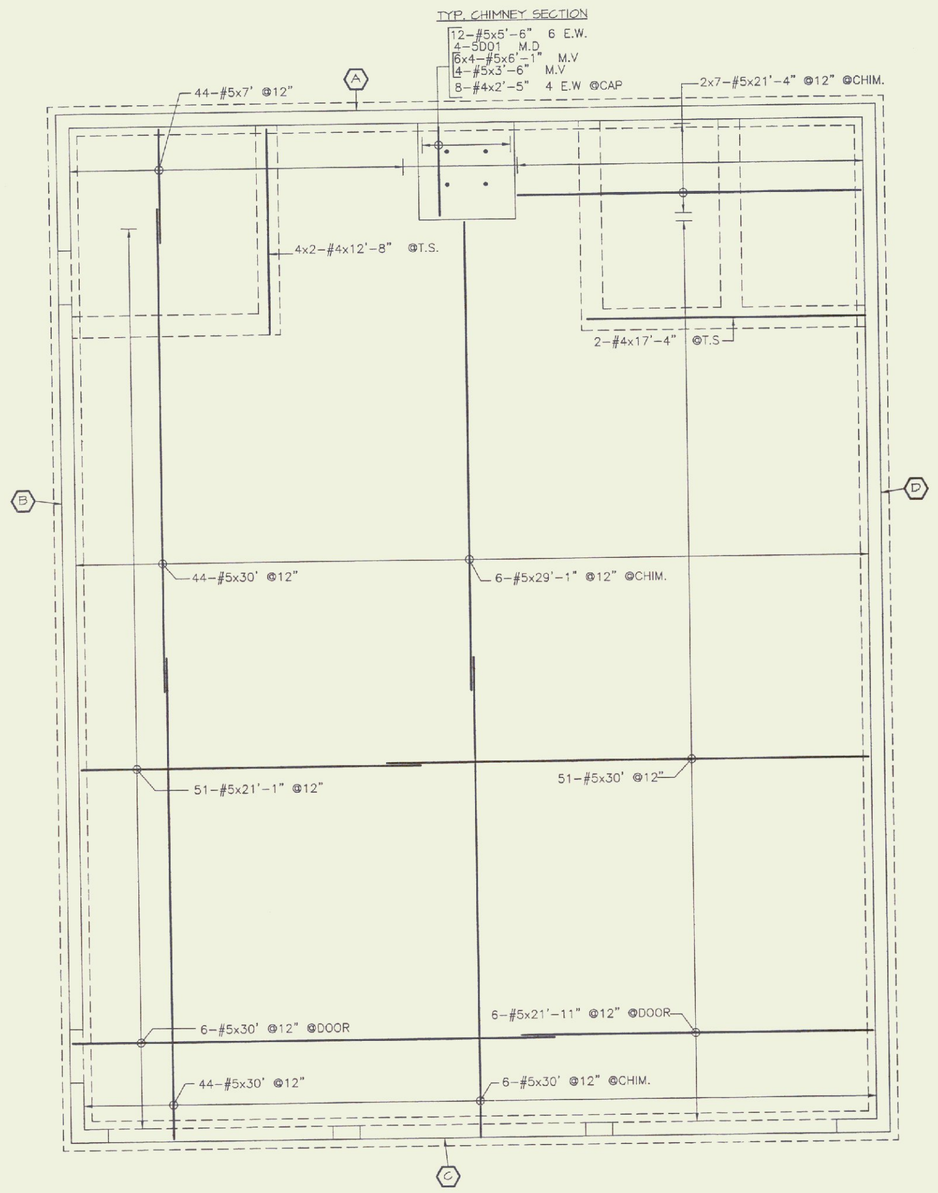

GARAGE FOUNDATION KEY & S.O.G. REINF PLAN

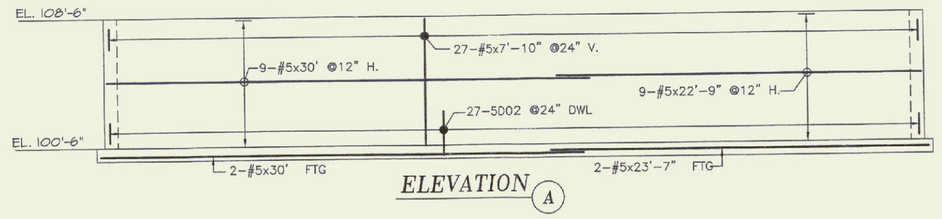

ELEVATION (A)

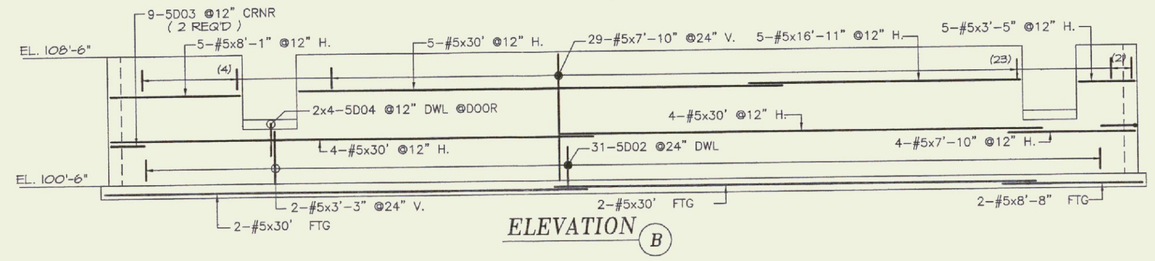

ELEVATION (B)

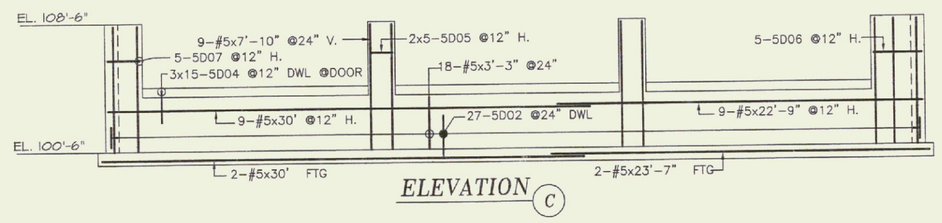

ELEVATION (C)

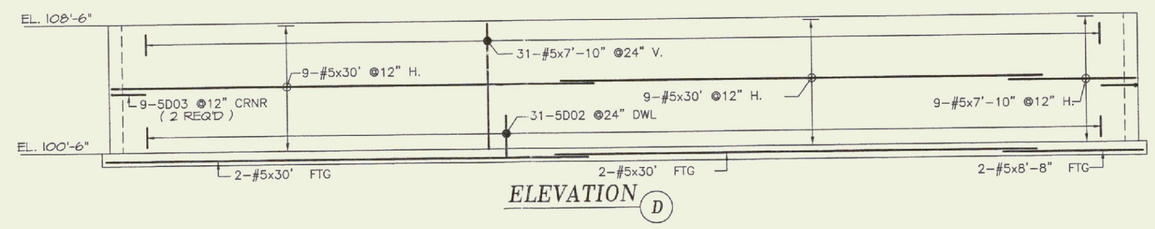

ELEVATION (D)

Release Code: GARAGE — BENDING DETAILS.

Bar Mark	Qty	Size	Total length	Type	'A'	'B'	'C'	'D'	'E'	'F'	'G'	'H'	'J'	'K'	'O'	'X'
5D01	4	#5	4'-2"		16"	3'-2"										
5D02	116	#5	3'-6"		16"	2'-8"										
5D03	36	#5	4'-2"			2'-2"	2'-2"									
5D04	53	#5	4'-1"			2'	2'									
5D05	18	#5	2'-6"		1"	1'-4"						1'		5"		
5D06	5	#5	3'-7"		1"	3'								5"		
5D07	5	#5	2'-7"		1"	2'								5"		
5D08	156	#5	5'-6 1/2"	RTH	2'-1"	1"	170 1/2°	16"	1"				1"		1"	

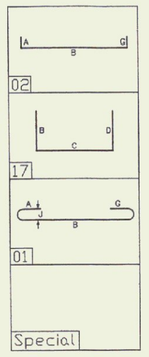

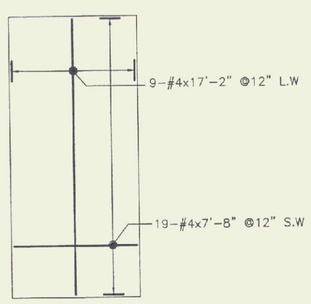

FUEL TANK PAD REINF PLAN

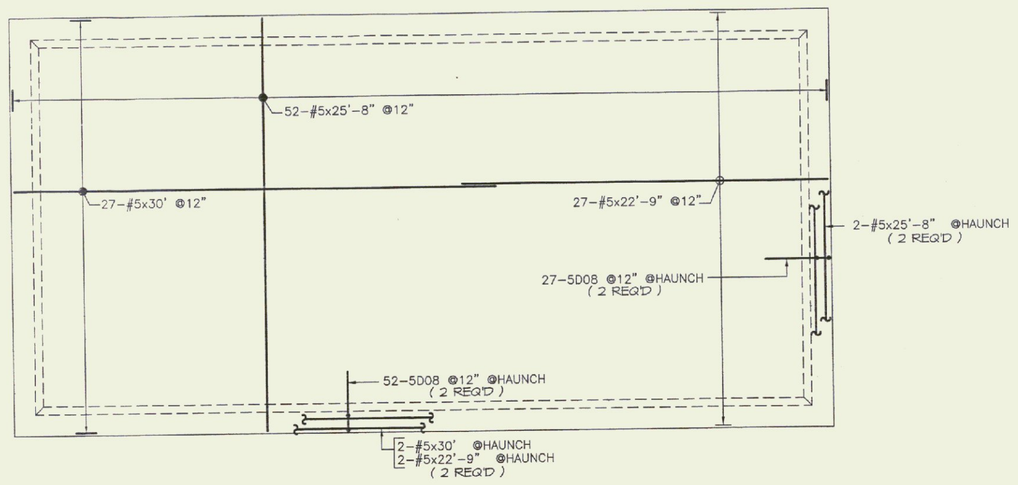

STORAGE SHED REINF PLAN

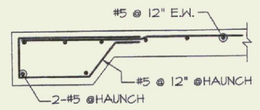

TYP. SHED SLAB SECTION

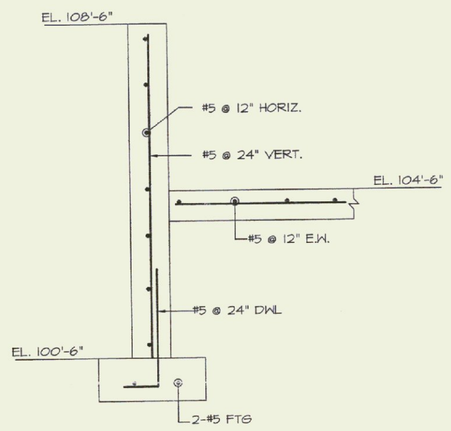

TYP. GARAGE FNDN SECTION

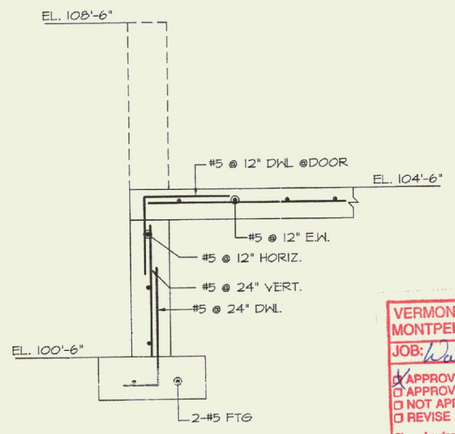

TYP. FNDN SECTION @DOORS

VERMONT STATE BUILDINGS DIVISION
MONTPELIER, VERMONT
JOB: Waitsfield A.O.T. Facility
☒ APPROVED
☐ APPROVED AS CORRECTED
☐ NOT APPROVED
☐ REVISE AND RESUBMIT
Shop drawings approval is general and only for conformance with the design concept of the project. Approval shall not relieve Contractor of responsibility for latest of Contract documents, correctness, dimensions, etc.
BY Wyatt C. Wheller
DATE August 27, 1999

RECEIVED/REVIEWED
DELPHIA CONSTRUCTION
DATE 8 24 99
BY R
JOB NAME/# AOT WAIT

REFERENCE DWG.

REINFORCING BARS ASTM A615 GRADE 60 UNLESS NOTED 60
LAP ALL CONTINUOUS BARS 40
#3 = ____ #6 = 2'-6" #9 = ____
#4 = 1'-8" #7 = ____ #10 = ____
#5 = 2'-1" #8 = ____ #11 = ____

Legend:

IF	Inside Face	V	Vertical
OF	Outside Face	H	Horizontal
NF	Near Face	EW	Each Way
FF	Far Face	B/Bot	Bottom
EF	Each Face	T	Top
		SB	Support Bars

NOTICE

Shortages, improper fabrication or claims for any other reason must be reported to this company within a period of 15 days of delivery. This company reserves the right to field inspect prior to replacement or reconditioning of nonconforming material, and will not honor charges for work done in the field without specific authorization from this company.

REINFORCING STEEL PLACING DRAWINGS ONLY USE IN CONJUNCTION WITH CONTRACT DRAWINGS & SPECIFICATIONS. ELEVATIONS & DIMENSIONS SHOWN ON THIS DRAWING ARE FOR DETAILING PURPOSES ONLY AND SHOULD NOT BE USED FOR CONSTRUCTION UNLESS VERIFIED BY ENGINEER OR CONTRACTOR.

DATE	REV. NO.	DESCRIPTION	DATE	SENT FOR
			8-13-99	APPROVAL

BARKER STEEL CO., INC.

LEBANON
NEW YORK

PROJECT	GARAGE & SHEDS RTE. 100
LOCATION	WAITSFIELD, VT
ARCHITECT	
ENGINEER	STATE OF VT.- A.O.T.
CUSTOMER	DELPHIA CONST.

Drawn By:	Date:	Reviewed By:	Job No.
12 J.NEAL	8-12-99		10000071

Drawing Covers:	Drawing no.
GARAGE FNDN & S.O.G REINF	R01

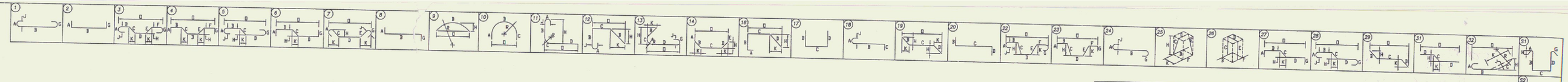

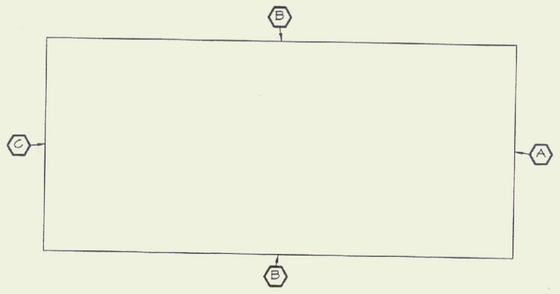

40x64 SAND SHED KEY PLAN

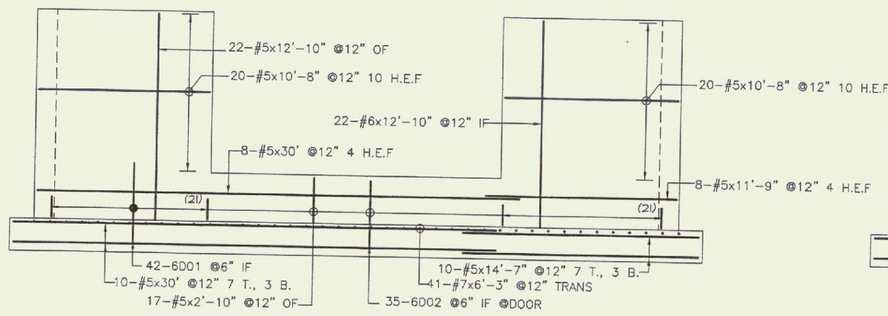

ELEVATION (A)

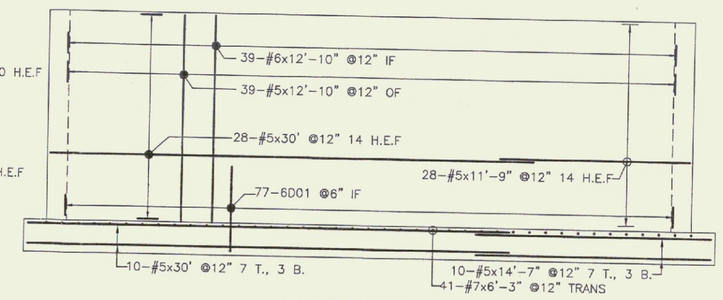

ELEVATION (C)

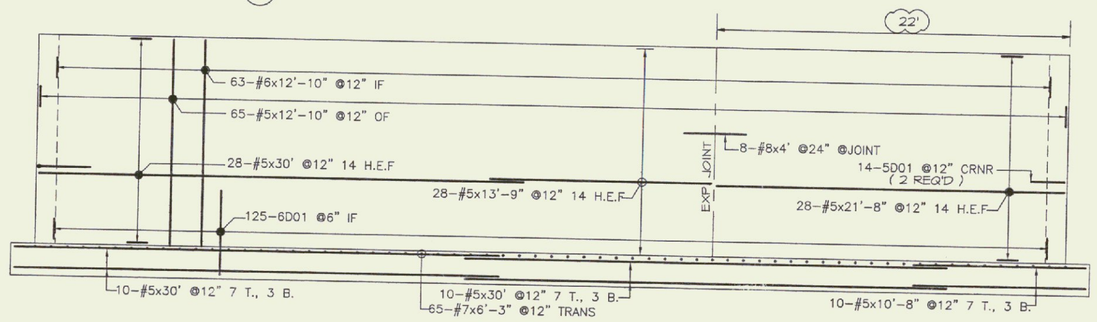

ELEVATION (B)
(2 REQ'D)

Release Code: 40x64					BENDING DETAILS.											
Bar Mark	Qty	Size	total length	type	'A'	'B'	'C'	'D'	'E'	'F'	'G'	'H'	'J'	'K'	'O'	'W'
5D01	56	#5	42'[1]			2'1"	2'1"									
6D01	369	#6	75'[1]			2'3"	5'3"									
6D02	35	#6	69'[1]			2'3"	4'5"									

Release Code: 40x84 (1)					BENDING DETAILS.											
Bar Mark	Qty	Size	total length	type	'A'	'B'	'C'	'D'	'E'	'F'	'G'	'H'	'J'	'K'	'O'	'W'
5D01	56	#5	42'[1]			2'1"	2'1"									
6D01	449	#6	75'[1]			2'3"	5'3"									
6D02	35	#6	69'[1]			2'3"	4'5"									

Release Code: 40x84 (2)					BENDING DETAILS.											
Bar Mark	Qty	Size	total length	type	'A'	'B'	'C'	'D'	'E'	'F'	'G'	'H'	'J'	'K'	'O'	'W'
5D01	56	#5	42'[1]			2'1"	2'1"									
6D01	449	#6	75'[1]			2'3"	5'3"									
6D02	35	#6	69'[1]			2'3"	4'5"									

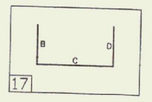

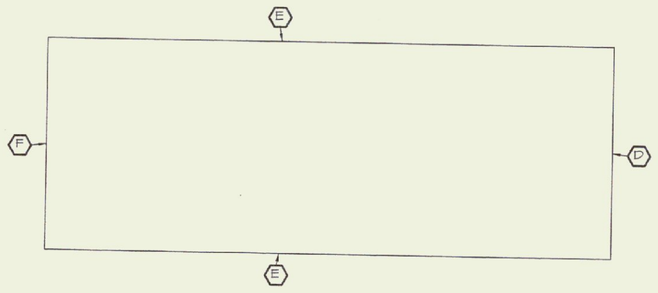

40x84 (#1) SALT SHED KEY PLAN

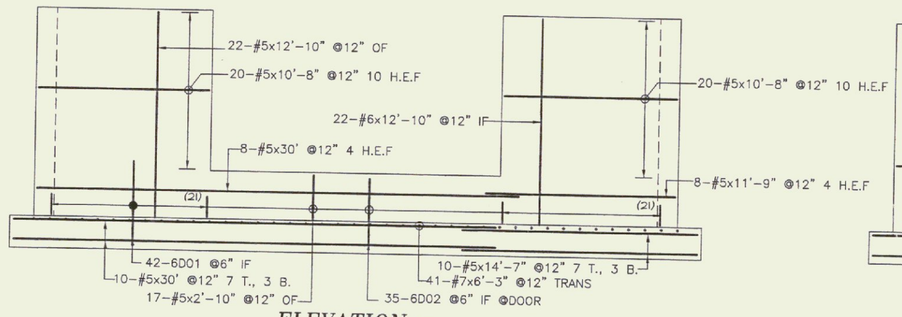

ELEVATION (D)

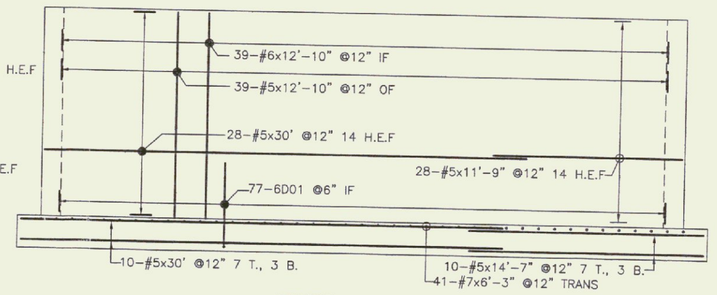

ELEVATION (F)

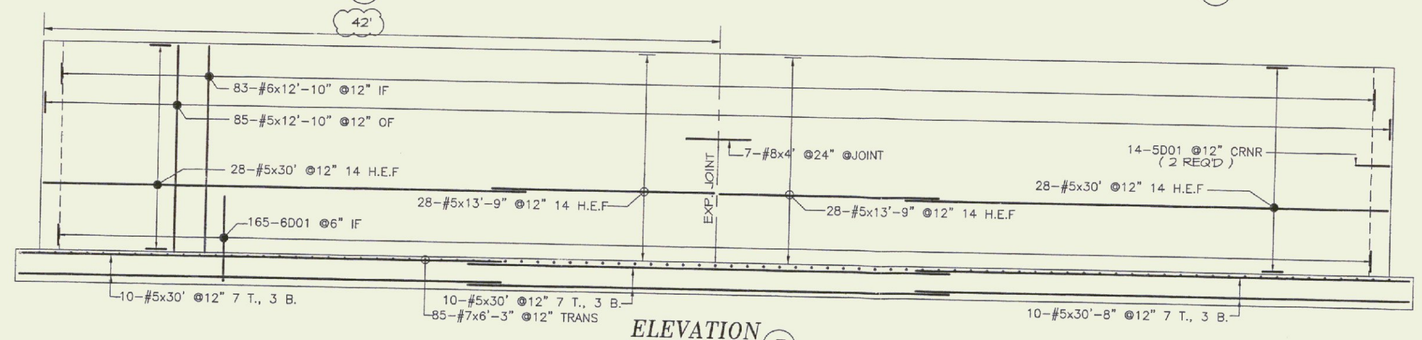

ELEVATION (E)
(2 REQ'D)

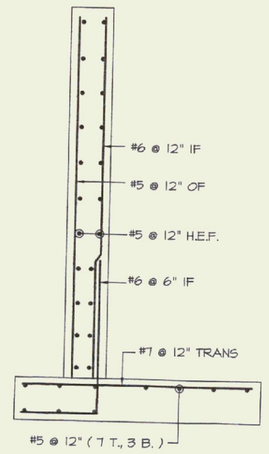

TYP. SHED WALL SECTION

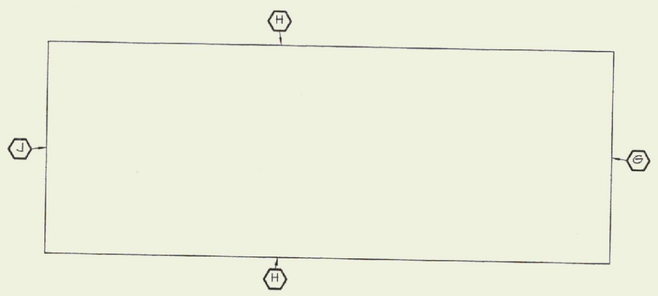

40x84 (#2) SALT SHED KEY PLAN

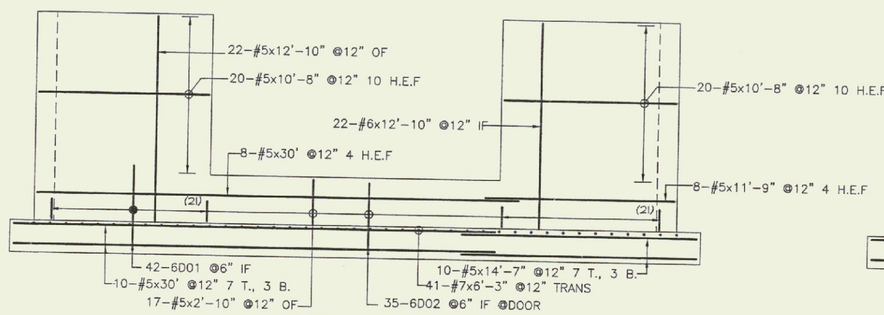

ELEVATION (G)

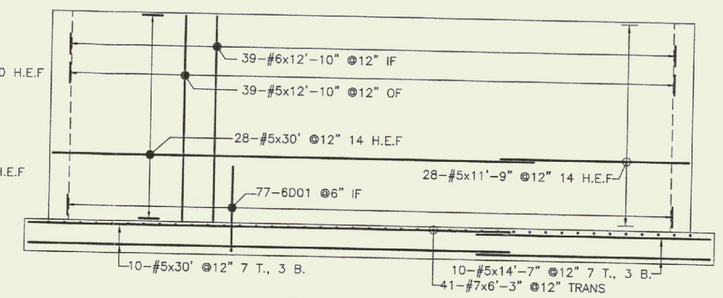

ELEVATION (J)

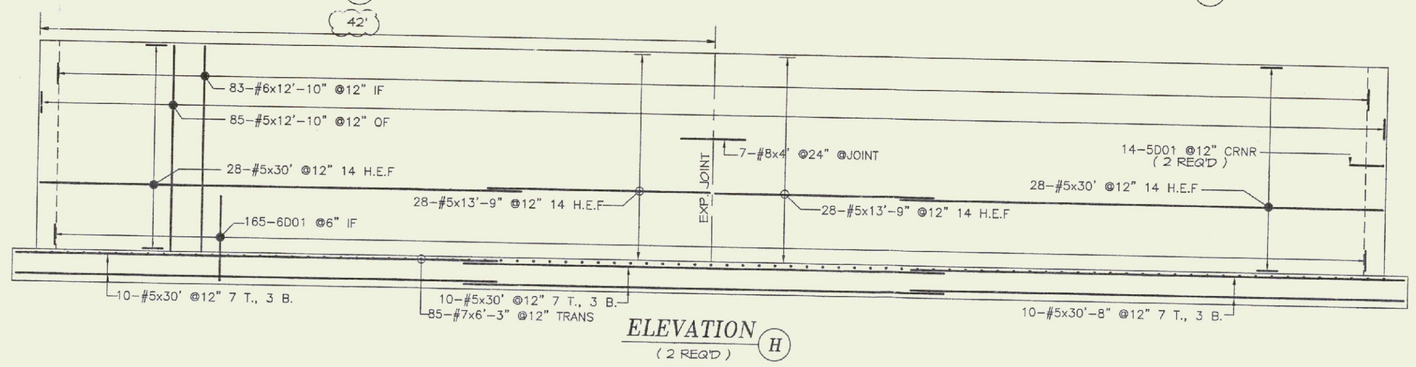

ELEVATION (H)
(2 REQ'D)

RECEIVED/REVIEWED
DELPHIA CONSTRUCTION
DATE
BY
JOB NAME/#

VERMONT STATE BUILDINGS DIVISION
MONTPELIER, VERMONT
JOB: Waitsfield DOT Facility
☒ APPROVED
☐ APPROVED AS CORRECTED
☐ NOT APPROVED
☐ REVISE AND RESUBMIT
Shop drawings approval is general and only for conformance with the design concept of the project. Approval shall not relieve Contractor of responsibility for intent of Contract documents, of accuracy, dimensions, quantity, etc.
BY
DATE August 27, 1999

REFERENCE DWG.

REINFORCING BARS 60
ASTM A615 GRADE 60
UNLESS NOTED
LAP ALL CONTINUOUS BARS 40

#3 =	#6 = 2'-6"	#9 =
#4 = 1'-8"	#7 = 2'-11"	#10 =
#5 = 2'-1"	#8 = 3'-4"	#11 =

Legend:

IF	Inside Face	V	Vertical
OF	Outside Face	H	Horizontal
NF	Near Face	EW	Each Way
FF	Far Face	B/Bot	Bottom
EF	Each Face	Top	Top
		SB	Support Bars

NOTICE

Shortages, improper fabrication or claims for any other reason must be reported to this company within a period of 15 days of delivery. This company reserves the right to field inspect prior to replacement or reconditioning of nonconforming material, and will not honor charges for work done in the field without specific authorization from this company.

REINFORCING STEEL PLACING DRAWINGS ONLY USE IN CONJUNCTION WITH CONTRACT DRAWINGS & SPECIFICATIONS. ELEVATIONS & DIMENSIONS SHOWN ON THIS DRAWING ARE FOR DETAILING PURPOSES ONLY AND SHOULD NOT BE USED FOR CONSTRUCTION UNLESS VERIFIED BY ENGINEER OR CONTRACTOR.

DATE	REV. NO.	DESCRIPTION	DATE	SENT FOR
			8-18-99	APPROVAL

BARKER STEEL CO., INC.

LEBANON
OFFICE

PROJECT	GARAGE & SHEDS
LOCATION	RTE 100 WAITSFIELD, VT
ARCHITECT	
ENGINEER	STATE OF VT.-A.O.T.
CUSTOMER	DELPHIA CONST.

Drawn By:	Date:	Reviewed By:	Job No.
12 J.NEAL	8-12-99		10000071

Drawing Covers:	Drawing no.
2-40x84 & 1 40x64 SALT SHEDS	R02