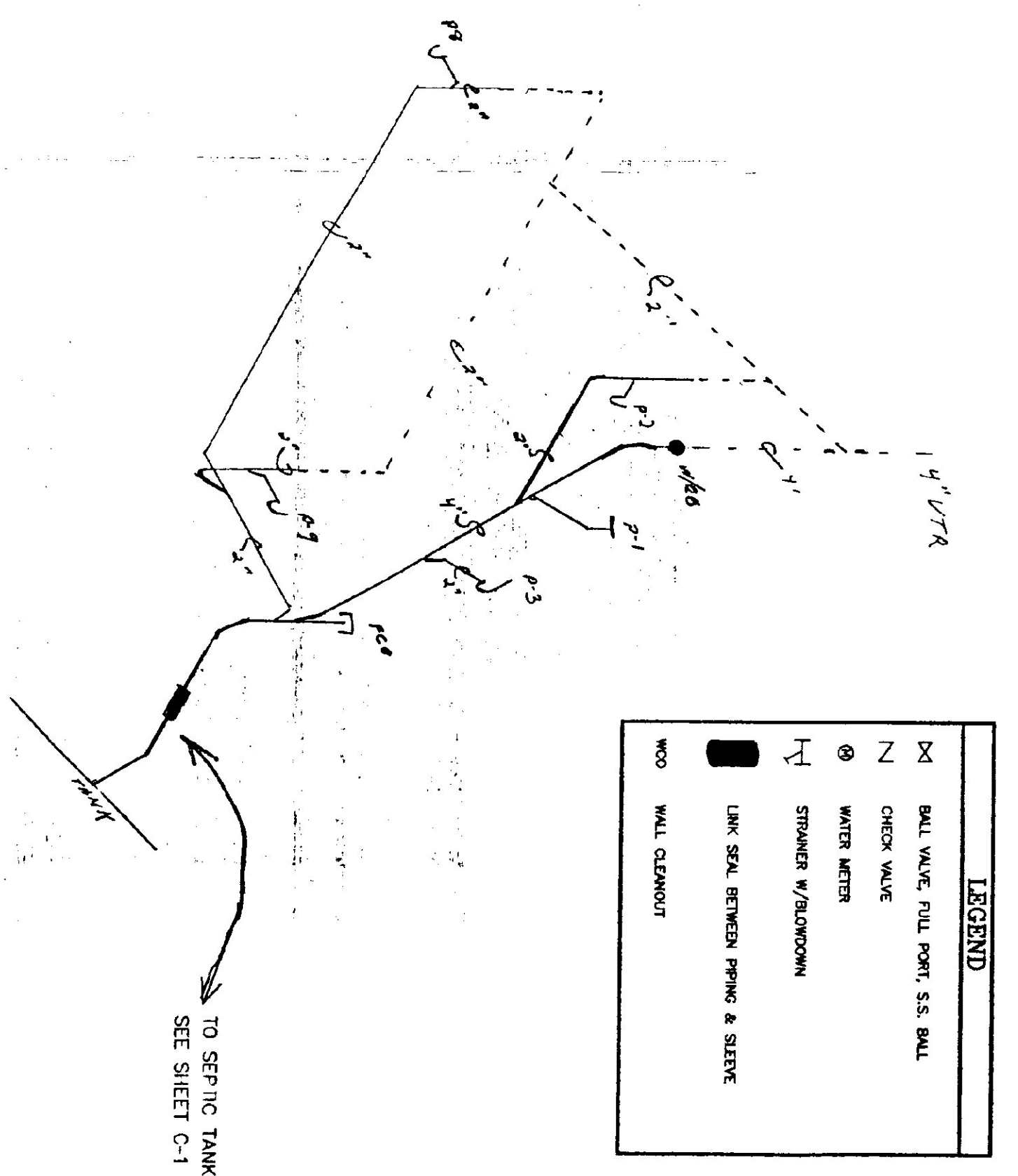


PLAN  
SCALE 3/16" = 1'-0"

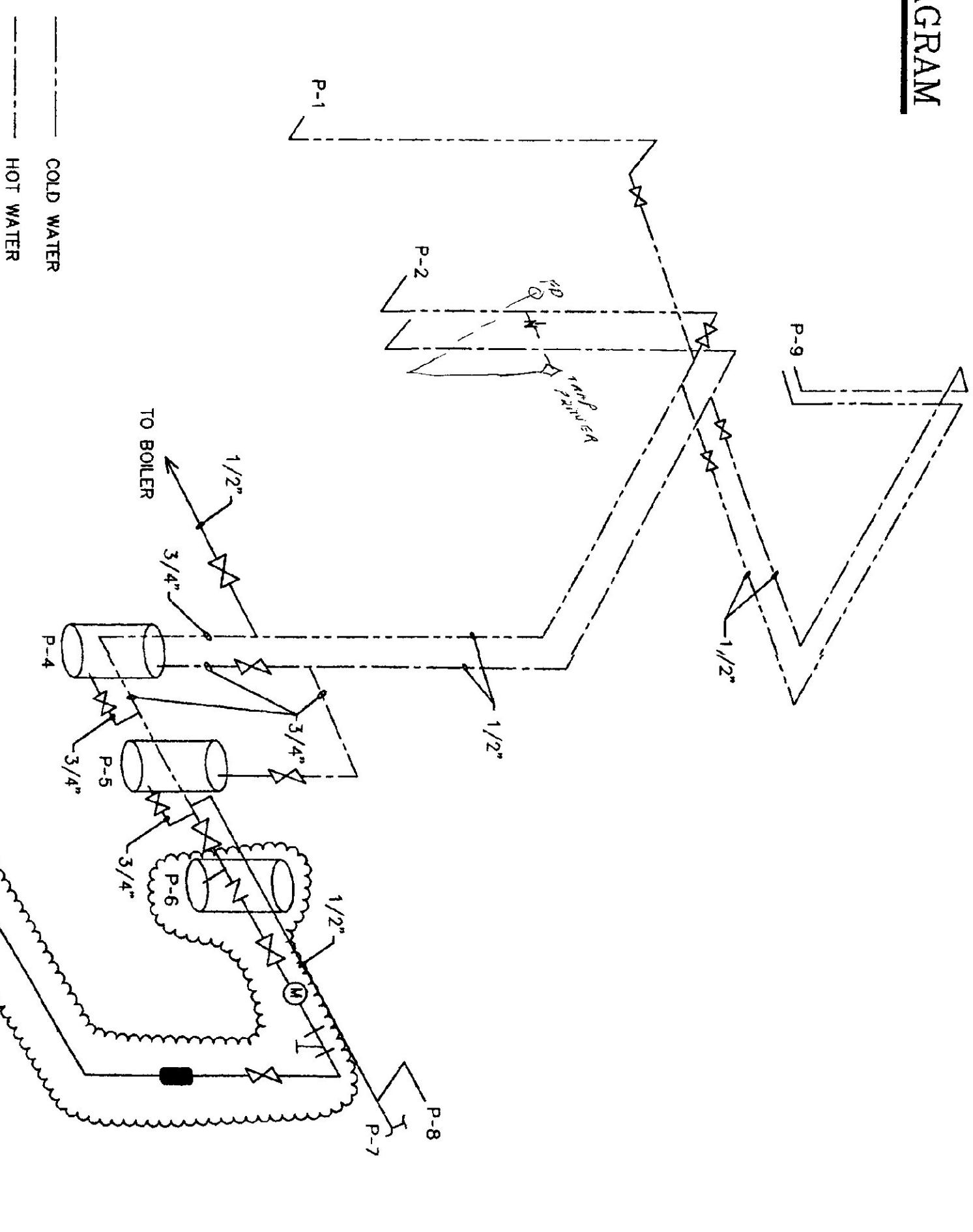
ITEM	FIXTURE	MAKE/MODEL	ROUGH - IN				REMARKS
			HOT	COLD	WASTE	VENT	
P-1	TOILET	AMERICAN STANDARD 2168.100	-	1/2"	4"	4" VR	PROVIDE CHURCH #9400 KC OPEN FRONT SEAT
P-2	LAVATORY	AMERICAN STANDARD 0331.026	1/2"	1/2"	1 1/2"	1 1/4"	PROVIDE A/S #2385.403 FAUCET & GRID STRAINER. PROVIDE OFFSET DRAIN & WALL HANGER. MOUNT RIM @ 34" A.F.F.
P-3	FLOOR DRAIN	-	-	-	2"	-	PROVIDE NICKEL SLOTTED COVER
P-4	ELECTRIC WATER HEATER	BRADFORD WHITE M-1-6-U555	3/4"	3/4"	-	-	PROVIDE 2" RELIEF VALVE PIPED TO 6" A.F.F. CUT DISCHARGE @ 45°
P-5	DOMESTIC WATER HEATER	AMTROL MH-6	3/4"	3/4"	-	-	PROVIDE 2" RELIEF VALVE PIPED TO 6" A.F.F. SUPPLIED BY WELL CONTRACTOR
P-6	PRESSURE TANK	-	-	-	-	-	-
P-7	HOSE BIB/LOW POINT DRAIN	AROLD 20-240 W/250-1 VACUUM BREAKER OR WATS SC-1	-	1/2"	-	-	-
P-8	DRINKING FOUNTAIN	AMERICAN STANDARD 8310.112	3/8"	1/2"	1 1/2"	1 1/4"	PROVIDE AMERICAN STANDARD #2385.000 FAUCET MOUNT WITH RIM @ 34" A.F.F.
P-9	LAUNDRY SINK	FLAT L-1 WALL HUNG	1/2"	1/2"	1 1/2"	1 1/4"	-

DOMESTIC WATER TANK ADJUST TO POSITION ON/OFF. 3-WAY VALVE TO MAINTAIN SETPOINT.  
IN FALL/WINTER WHEN BOILER IS RUNNING OPEN NCS AND CLOSE THE NCV. SHUT OFF POWER TO EWH.  
IN SPRING/SUMMER WHEN BOILER IS OFF. OPEN NCV AND CLOSE NCS. TURN ON POWER TO EWC.

WASTE & VENT RISER DIAGRAM  
NOT TO SCALE



LEGEND	
⊗	BALL VALVE, FULL PORT, S.S. BALL
⊕	CHECK VALVE
⊙	WATER METER
⊖	STRAINER W/BLOWDOWN
—	LINK SEAL BETWEEN PIPING & STEVE
■	WALL CLEANOUT
WCO	WALL CLEANOUT




HOT & COLD WATER SUPPLY RISER  
NOT TO SCALE

REVISIONS	
11/2/2000	BAJ

SCALE: AS NOTED  
DATE: JULY 1999  
DRAWN BY: B. MCAVOY  
APPR. BY: TEIGH

AGENCY OF TRANSPORTATION  
WAITTSFIELD MAINTENANCE FACILITY  
PLUMBING PLAN & DETAILS  
VERMONT



STATE OF VERMONT  
Department of Buildings  
and General Services  
Agency of Administration  
Montpelier, Vermont

