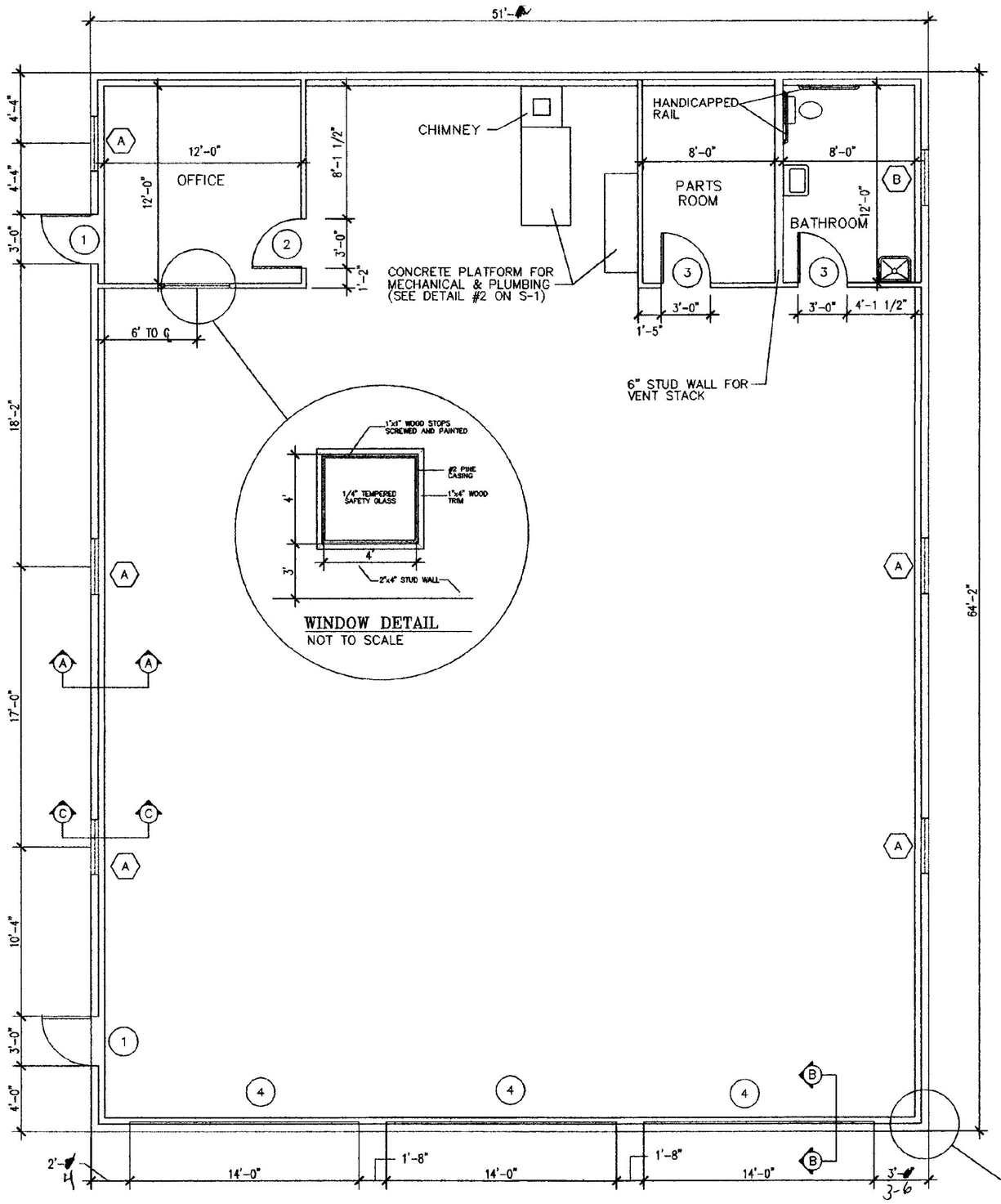

PLAN

SCALE 3/16" = 1'-0"

NOTE:

GENERAL CONTRACTORS MAY CONTACT VERMONT CORRECTIONAL INDUSTRIES FOR INFORMATION AND PRICING FOR ROUGH SAWN LUMBER TO BE USED ON THE GARAGE FACILITY, SALT/SAND SHEDS AND STORAGE SHED.

CONTACT: STEVEN MAXFIELD
VERMONT OFFENDER WORK PROGRAM
103 SO. MAIN STREET
WATERBURY, VERMONT 05671-1001
TEL: 241-4419 FAX: 241-3974

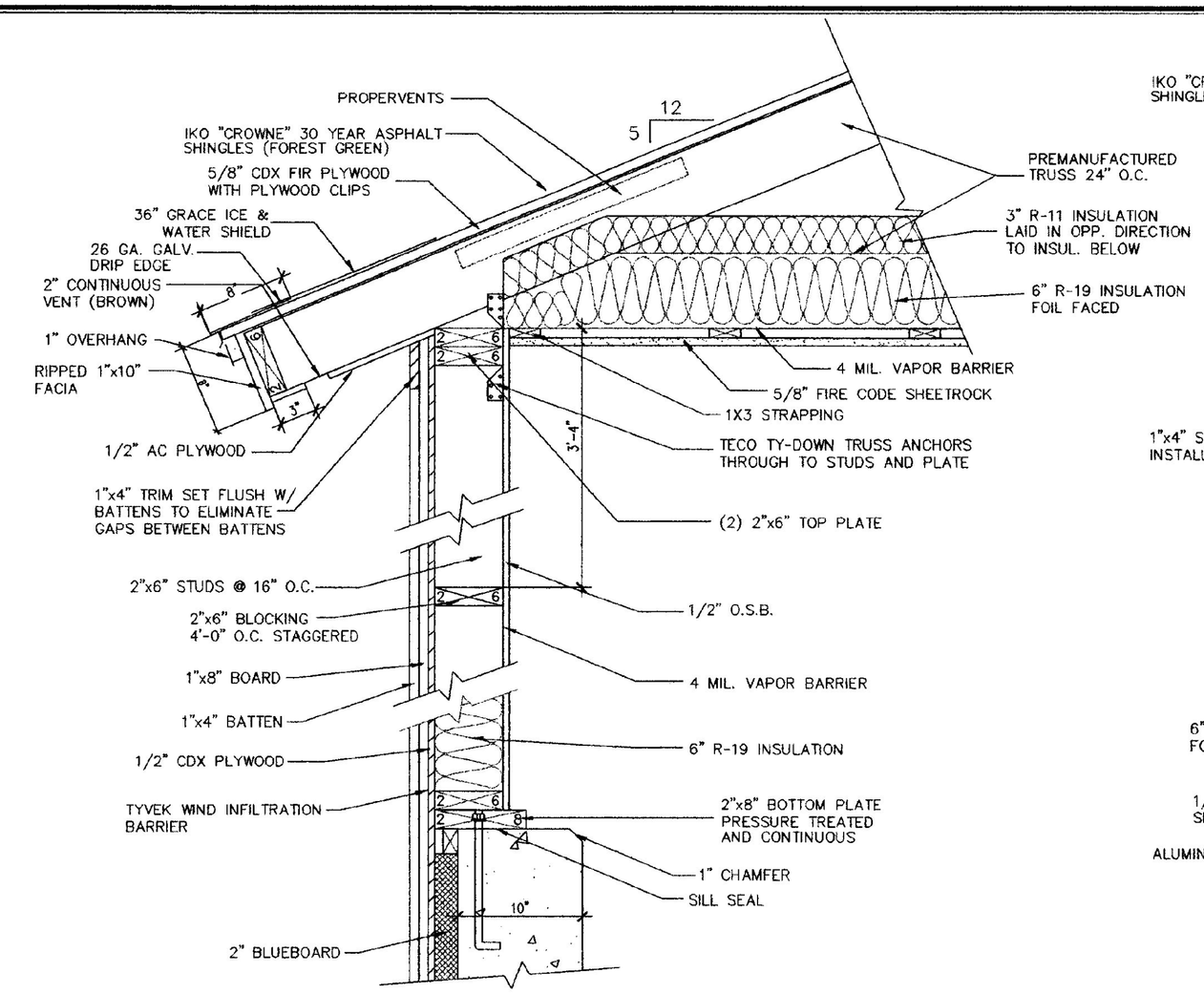

1 SECTION A-A WALL SECTION

SCALE 1 1/2" = 1'-0"

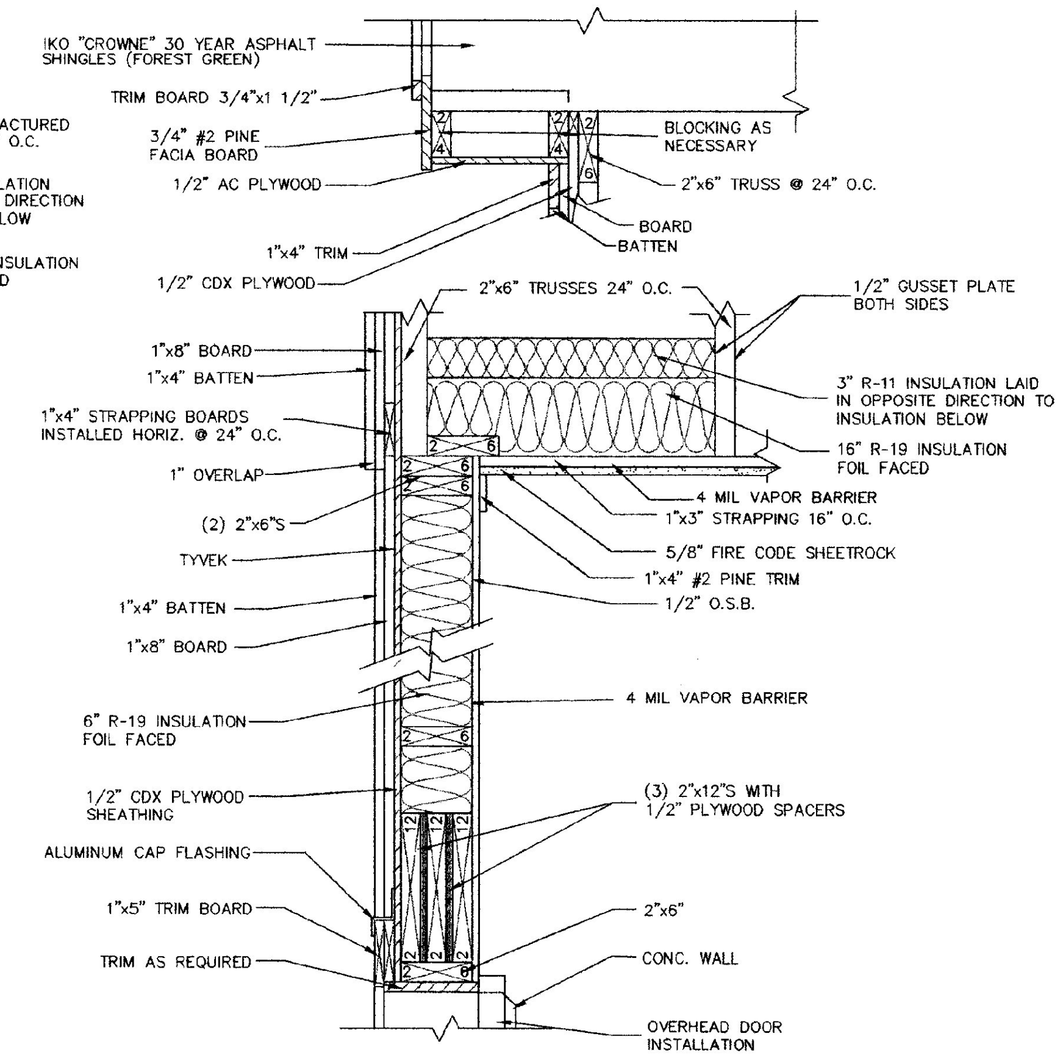

2 SECTION B-B HEADER DETAIL

SCALE 1 1/2" = 1'-0"

TRUSS NOTES:

TRUSS MANUFACTURER TO SEND SUBMISSIONS TO THE B.G.S. ENGINEER A SET OF ENGINEERED AND STAMPED DRAWINGS FOR APPROVAL PRIOR TO TRUSS MANUFACTURE.

TRUSS MANUFACTURER TO PROVIDE THE CONTRACTOR WITH ALL THE NECESSARY INSTRUCTIONS FOR PROPER TRUSS INSTALLATION, ANCHORAGE, BRACING, LIFTING, ETC.

TRUSS DESIGN IN ACCORDANCE WITH THE 1987 B.O.C.A. FOR VERMONT

MINIMUM LOADS:

LIVE – 70 P.S.F. – PER 1994 VERMONT FIRE PROTECTION CODE.

DEAD – AS CALCULATED FROM TRUSS AND ROOF MATERIALS AND IN ADDITION 5 P.S.F. ON BOTTOM CHORD.

WIND – 25 P.S.F.

DIAGONAL BRACING PER TRUSS MANUFACTURER AND PER MINIMUM TRUSS BRACING DETAIL IN SPECIFICATIONS.

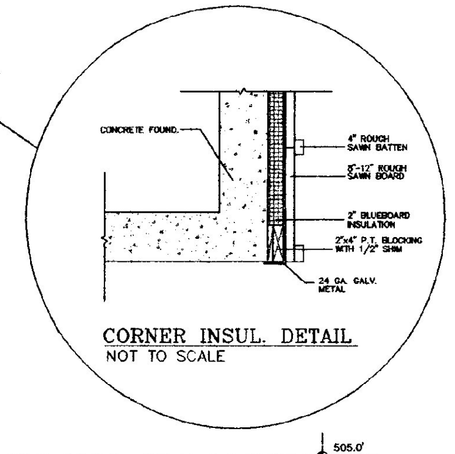

CORNER INSUL. DETAIL
NOT TO SCALE

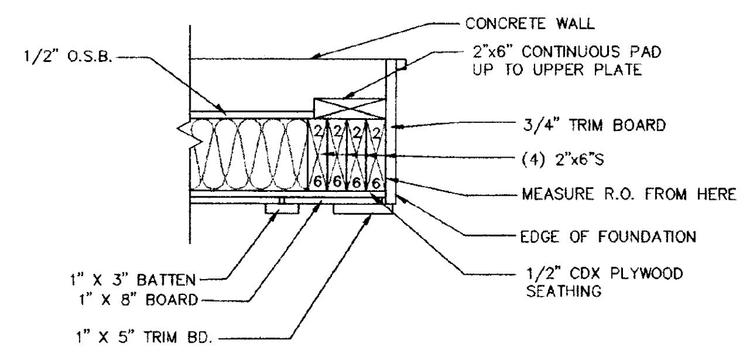

3 OVERHEAD DOOR JAMB

SCALE 1 1/2" = 1'-0"

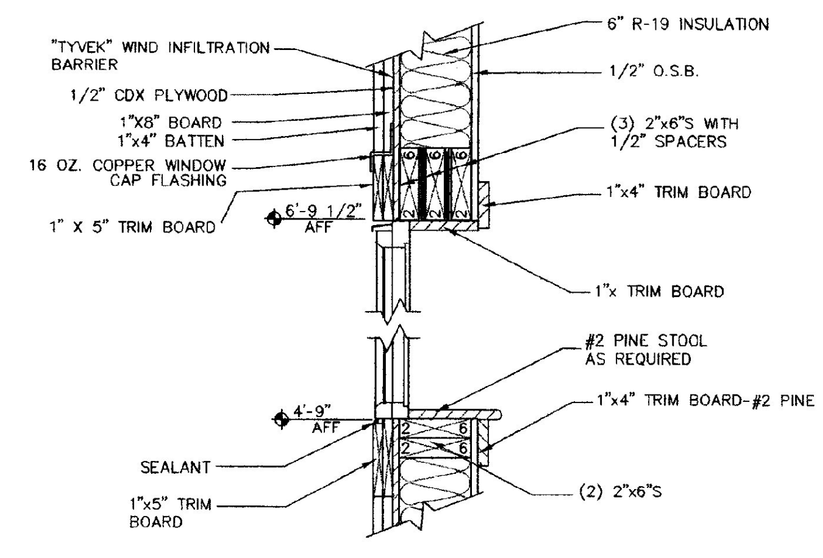

4 SECTION C-C WINDOW DETAIL (TYPICAL)

SCALE 1 1/2" = 1'-0"

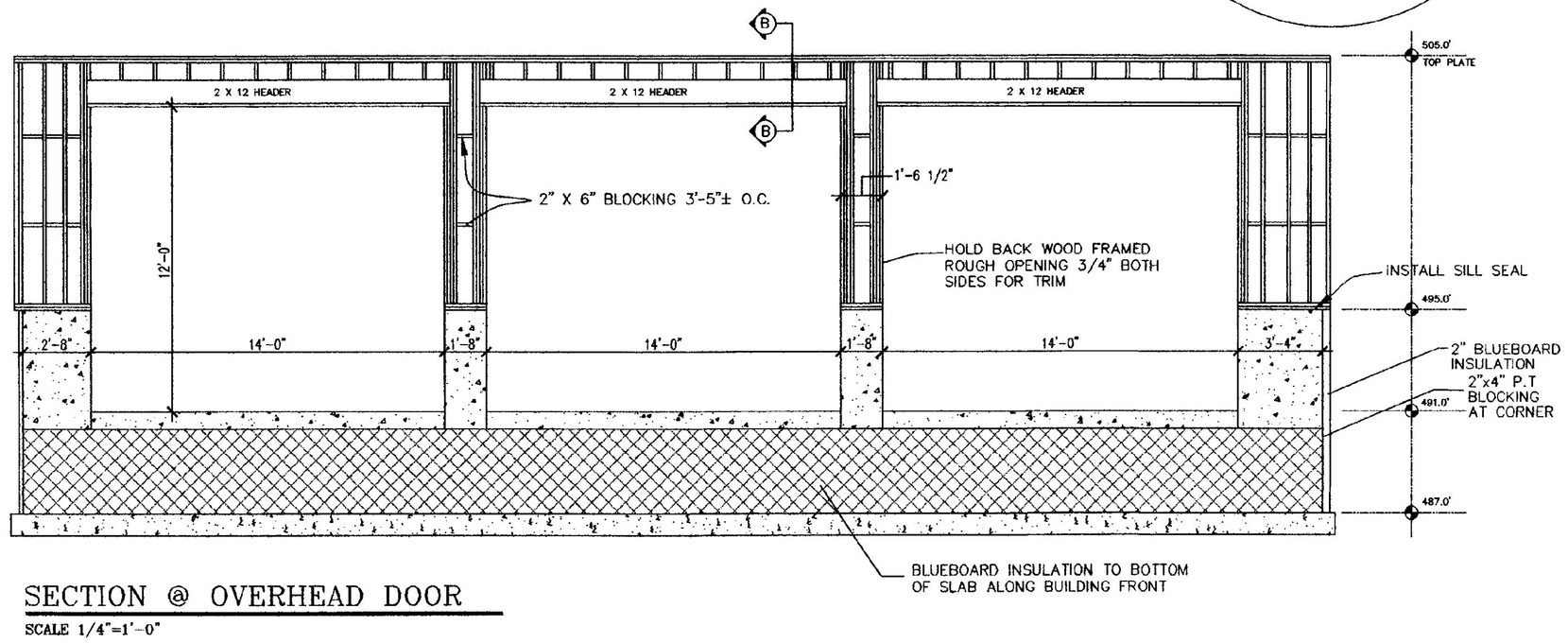

SECTION @ OVERHEAD DOOR

SCALE 1/4"=1'-0"

WINDOW SCHEDULE

NO	QTY.	ROUGH OPENING	TYPE	REMARKS
A	5	3'-4 1/2" W 2'01/2" H	I	ACORN BLDG. COMPONENTS 4300 SERIES 3420C
B	1	"	"	FROSTED
C	1	4'-0"x4'-0"	"	TEMPERED SAFETY GLASS W/36" SILL HEIGHT

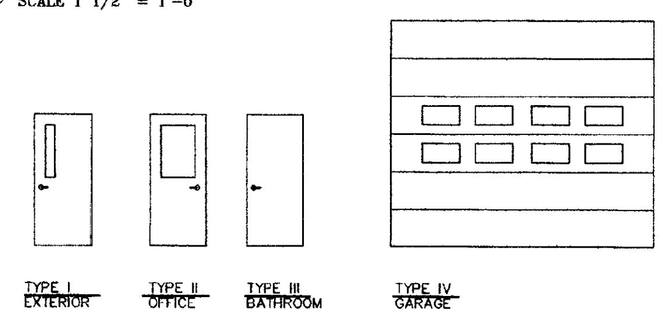

DOOR SCHEDULE

NO	QTY.	SIZE	TYPE	F.R.	MATERIAL	GLAZING	BUTTS	KICKPLATE	CLOSER	REMARKS
1	2	3'-0" X 7'-0"	I	C	INSUL. MTL.	6"x36" SAFETY GLASS	4 1/2"X4 1/2" BALL BEARING NRP	34"x10"-16GA S.S.	SARGENTS EN-350	THERMAL BREAK FRAME, SWEEP + WEATHERSTRIPPING
2	1	3'-0" X 7'-0"	II	B	HOL. MTL.	20"x32" SAFETY GLASS	4 1/2"X4 1/2"	"	SARGENTS EN-350	1" UNDERCUT
3	2	3'-0" X 7'-0"	III	C	"	NONE	4 1/2"X4 1/2"	"	"	1" UNDERCUT
4	3	14'-0" X 12'-0"	IV	C	INSUL. STEEL	ACRYLIC	———		ELECTRIC	OVERHEAD DOOR SERIES 591 THERMACORE W/TWO ROWS OF LITES 3 RD & 4TH ROWS

NOTE: ALL DOORS TO RECEIVE 1 1/2" PAIRS OF HINGES

STATE OF VERMONT
Department of Buildings and General Services
Agency of Administration
Montpelier, Vermont

AGENCY OF TRANSPORTATION
WAITSFIELD MAINTENANCE FACILITY
FLOOR PLAN & DETAILS
WAITSFIELD VERMONT

REVISIONS

SCALE: AS NOTED
DATE: JULY 1999
DRAWN BY: B. MCAVOY
APPR. BY:

WAITSFIELD
MAINTENANCE FACILITY
PLAN & DET.

D:\TOWNS\CITY\PROJECT-NAME

A-1

4 OF 12

H:\towns\waitsfield\maainten\firplan.dwg