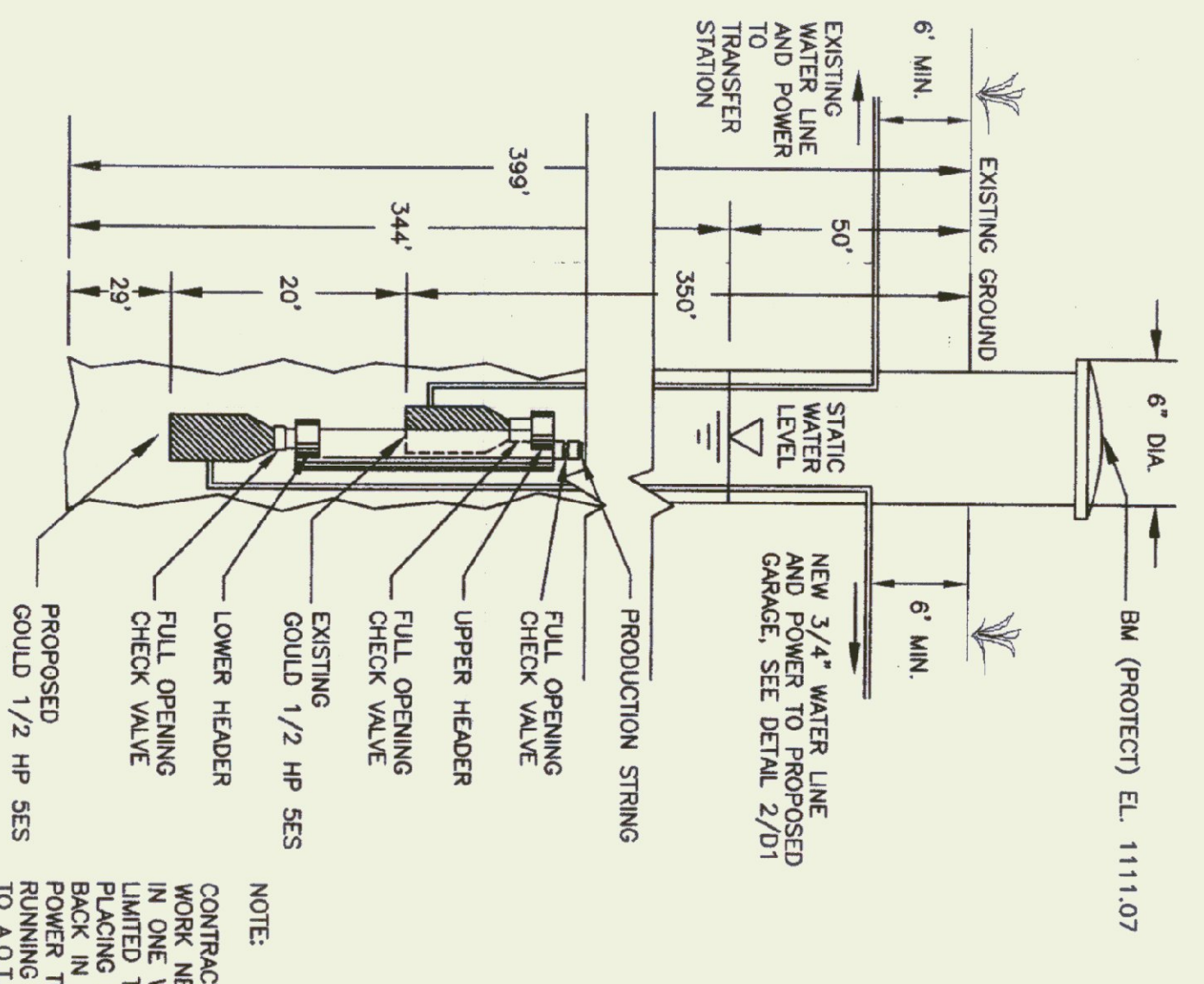
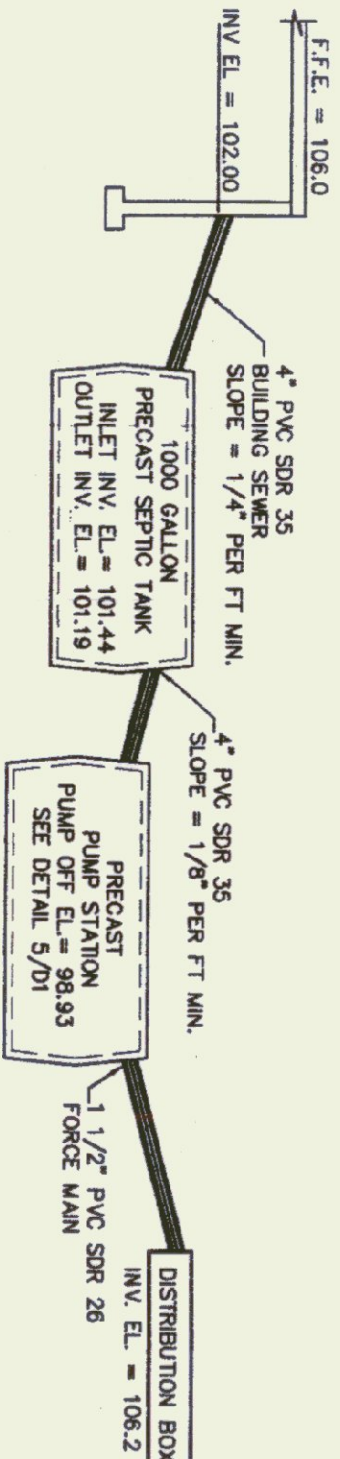


STANDARD BACKFILL
 SHALL CONTAIN NO STONES, ROCKS, CONCRETE, OR OTHER RIBBLE LARGER THAN 6 INCHES IN DIAMETER. IT SHOULD SPREAD EASILY AND BE COMPACTED IN 6 INCH LIFTS TO AT LEAST 95% MAXIMUM DRY DENSITY (A.A.S.H.T.O. T-99-C).
GRAVEL, PAVEMENT AND SUBGRADE - SEE DETAILS 4/D2 AND 8/D2 FOR SUB-GRADE, GRAVEL BASE AND SUBBASE AND PAVEMENT NOTES AND SPECIFICATIONS.
SAID - SAID SHALL CONFORM TO V.T. AOT SPEC 703.03 - "SAND BORROW AND CUSHION".

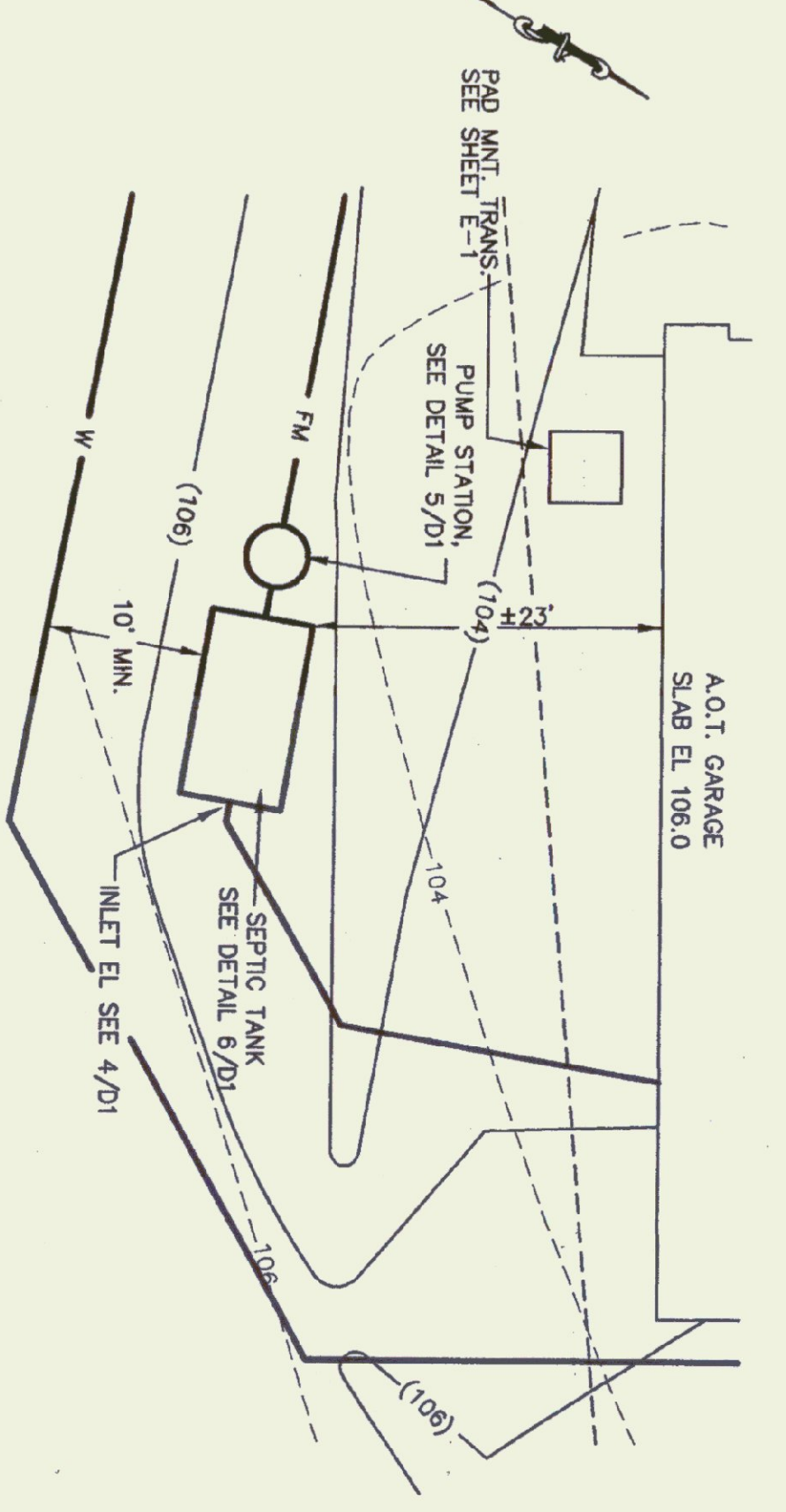
DETAIL
 TYPICAL PIPELINE TRENCH
 SCALE: NONE



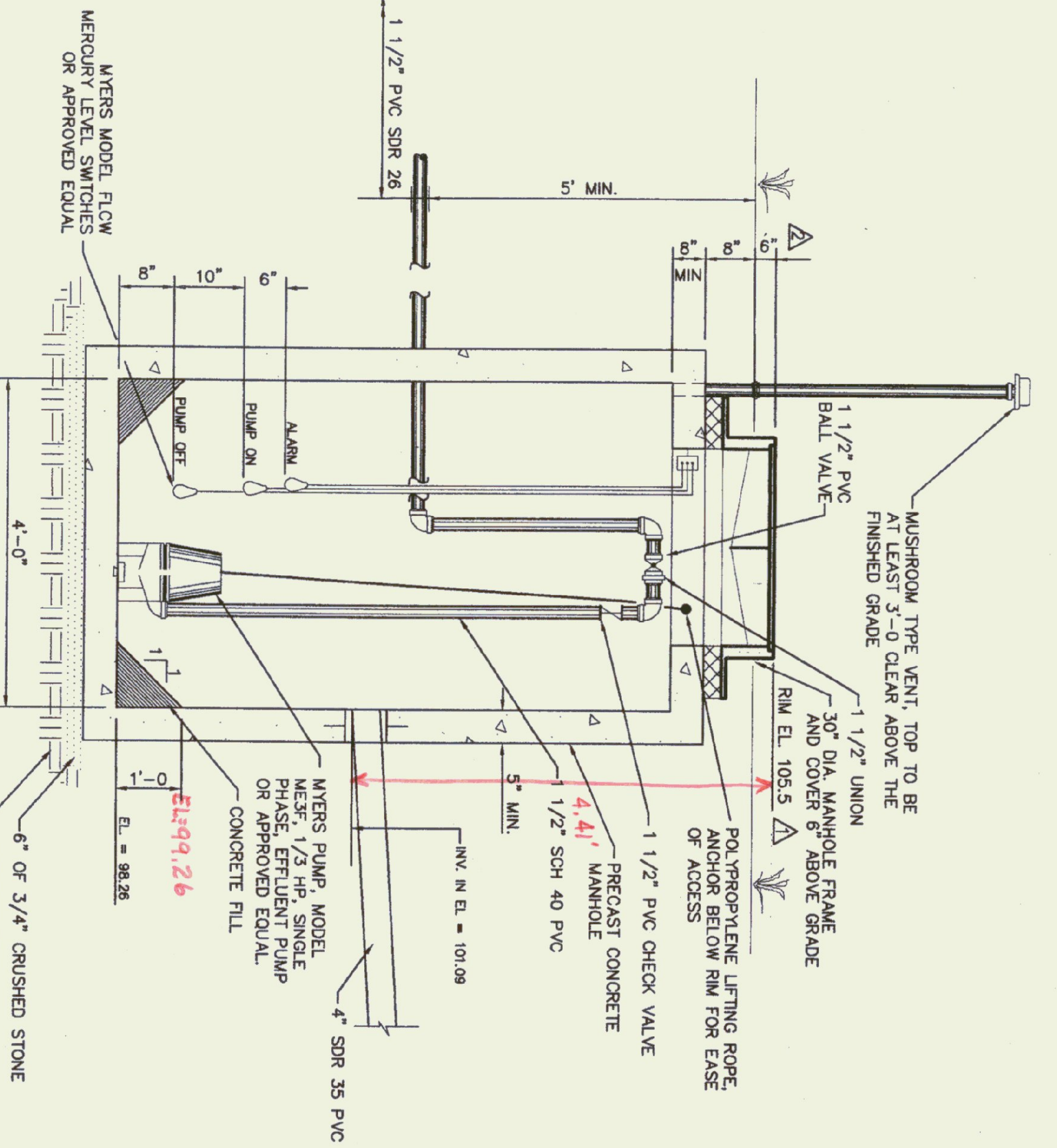
NOTE:
 CONTRACTOR IS RESPONSIBLE FOR ALL WORK NECESSARY TO INSTALL TWO PUMPS IN ONE WELL. THIS INCLUDES, BUT IS NOT LIMITED TO, REMOVING EXISTING PUMP, BLOCKING NEW PUMP AND EXISTING PUMP, AND RUNNING NEW WATER SERVICE AND POWER TO NEW WATER SERVICE AND POWER TO A.O.T. GARAGE.



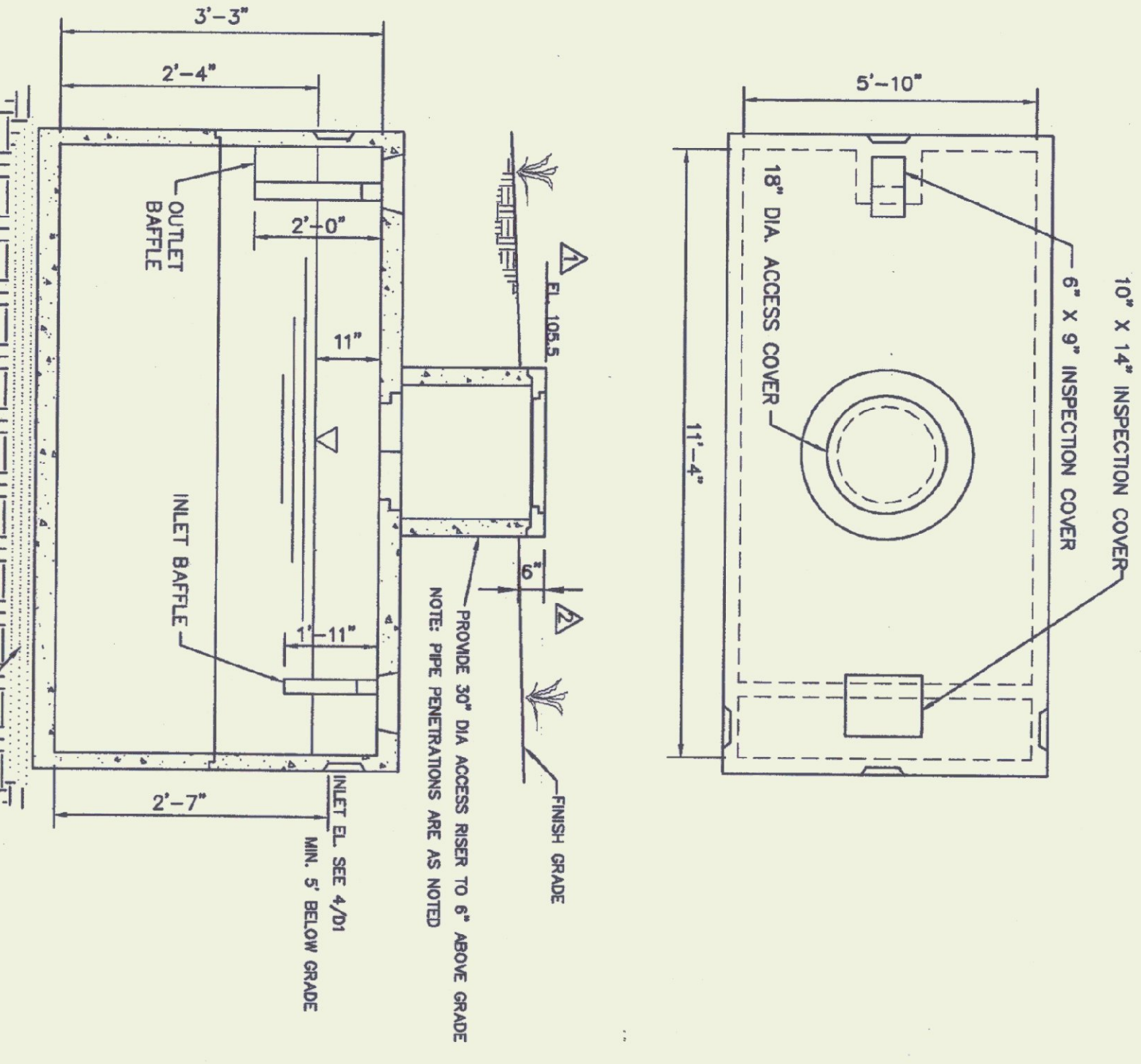
PROFILE
 THROUGH PRIMARY DISPOSAL SYSTEM
 SCALE: NONE



PLAN
 SEPTIC TANK AND PUMP STATION
 SCALE: 1" = 10'



DETAIL
 PUMP STATION
 SCALE: NONE




NOTES:
 1. PRECAST CONCRETE TO HAVE MINIMUM COMPRESSIVE STRENGTH OF 4000 PSI AT 28 DAYS. SIDES SHALL BE 3" THICK MIN., TOP AND BOTTOM INLET BATTLE TO EXTEND INTO LIQUID 12" MIN. AND OUTLET BATTLE TO EXTEND INTO LIQUID 12" MIN. SECTION WHEREVER POSSIBLE.
 2. SET ALL SEPTIC TANKS ON 6" CRUSHED STONE.
 3. SEPTIC TANKS TO MEET ALL REQUIREMENTS AS SET FORTH IN THE STATE OF VERMONT ENVIRONMENTAL PROTECTION RULES.

DETAIL
 PRE-CAST CONCRETE SEPTIC TANK
 SCALE: NONE

PUMP STATION DESIGN BASIS:
 DESIGN FLOW = 5 EMPLOYEES X 15 GPD/PERSON = 75 GPD
 EMERGENCY STORAGE REQUIRED = 1 DAY FLOW = 75 GAL
 EMERGENCY STORAGE PROVIDED = 94 GAL/FT X 3.91 FT = 368 GAL

NO.	DATE	REVISION
1	3/3/99	TYP. WATER MAIN TRENCH DETAIL, ELEV. CHANGES
2	5/4/99	DIMENSIONS ADDED & NOTE CHANGED
3	6/17/99	CHANGED PER AOT FINAL REVIEW COMMENTS
4	7/02/99	CHANGED PER AOT FINAL REVIEW COMMENTS



Provan & Lorber, Inc.
 ENGINEERS AND PLANNERS
 Home Office: PO Box 399, Castleton, VT 05725 (802) 744-3220
 Northern Office: PO Box 187, Littleton, NH 03601 (603) 444-8501
 Vermont Office: 7 Main St., Montpelier, VT 05602 (802) 229-1442

Watfield A.O.T. Garage
 WATSFIELD, VT
 DETAILS

DATE	PROJ. NO.
JUL. 1999	98181
ENG. BY	DRWN. BY
CGB	DMC
CHD. BY	DRNG. NO.
BXC	D1

SHEET 2 OF 12