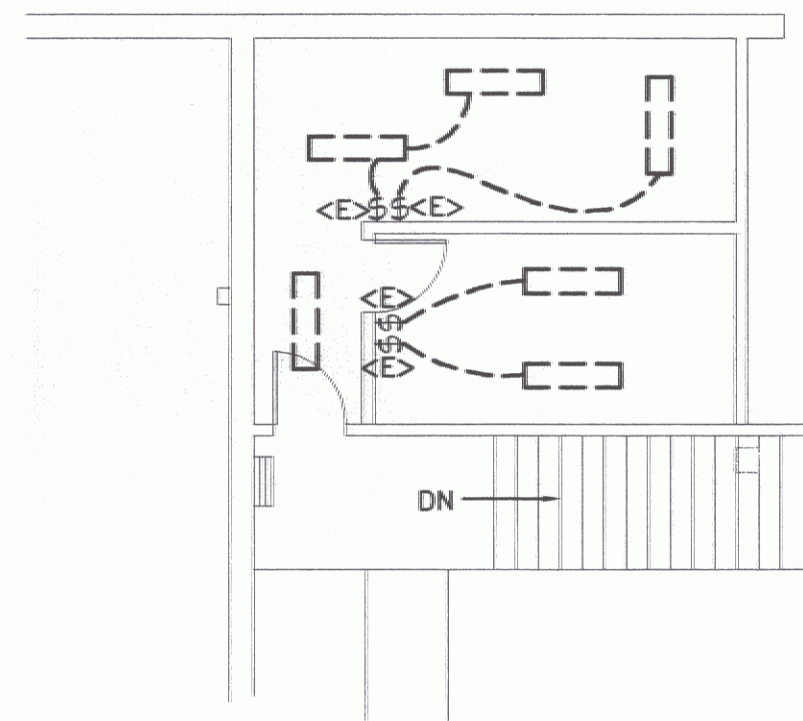
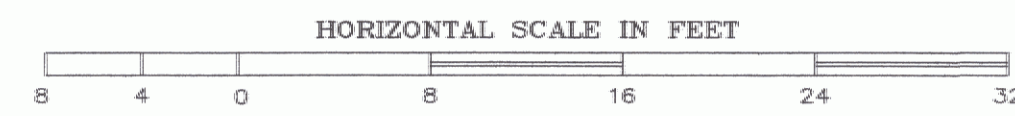


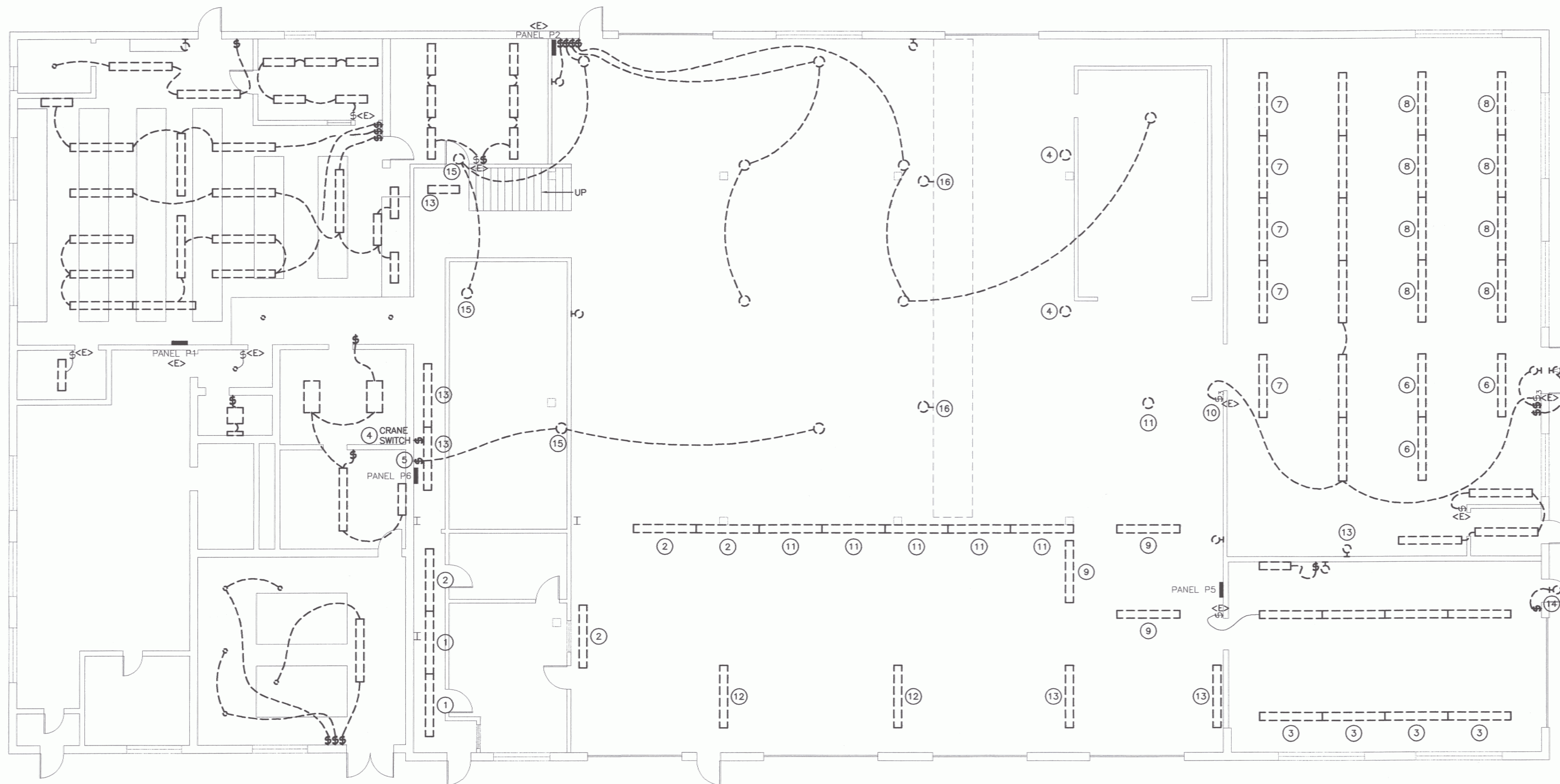
**LIGHTING DEMOLITION PLAN (2ND FLOOR)**

SCALE: 1/8" = 1'-0"



**GENERAL NOTES:**

- A. EQUIPMENT AND MATERIALS REMOVED OR DEMOLISHED AND NOT TO BE REINSTALLED BY THE EC SHALL BE CLASSIFIED BY THE OWNER AS SALVAGE OR SCRAP. THOSE CLAIMED BY THE OWNER SHALL BE DELIVERED TO THE OWNER BY THE EC WHERE DIRECTED AT THE SITE. THOSE NOT CLAIMED BY THE OWNER SHALL BECOME PROPERTY OF THE EC AND SHALL BE LEGALLY REMOVED FROM THE SITE AND PREMISES.
- B. ANY PLACE WHERE THE CONTRACTOR PENETRATES, CUTS AND/OR REMOVES WALLS, CONTRACTOR IS TO REPLACE, PATCH AND PAINT WALLS TO ORIGINAL FINISHES.
- C. FIELD VERIFY ALL DIMENSIONS BEFORE COMMENCEMENT OF WORK. NOTIFY ENGINEER OF ANY ERRORS. CONTRACTOR IS RESPONSIBLE FOR INSPECTING THE FACILITY PRIOR TO BID DATE. NO ADDITIONAL COMPENSATION SHALL BE PAID TO THE CONTRACTOR FOR FAILURE TO EXAMINE EXISTING CONDITIONS.
- D. ALL ITEMS SHOWN SHALL BE COMPLETELY REMOVED & PROPERLY DISPOSED OF UNLESS OTHERWISE NOTED.
- E. NOT ALL DEVICES TO BE REMOVED OR DISCONNECTED ARE SHOWN. ALL EXISTING WIRING, ELECTRICAL DEVICES & EQUIPMENT SHALL BE COMPLETELY REMOVED.
- F. BUILDING IS EXISTING. WIRING IN EXTERIOR WALLS SHALL BE FISHED AS NECESSARY. SOME INTERIOR PARTITIONS ARE EXISTING, WIRING IN THESE WALLS MAY NEED TO BE FISHED. REFER TO ARCHITECTURAL PLANS FOR FULL EXTENT OF EXISTING CONDITIONS. NO SURFACE RACEWAY TO BE INSTALLED WITHOUT WRITTEN AUTHORIZATION FROM ARCHITECT.
- G. THE EXISTING FACILITY WILL BE OCCUPIED AND FUNCTIONING DURING THE ENTIRE DURATION OF CONSTRUCTION. CARE SHOULD BE TAKEN WHEN WORKING IN OR AROUND OCCUPIED SPACES. THERE WILL BE NO INTERRUPTION IN POWER, SECURITY, OR FIRE ALARM SYSTEMS WITHOUT WRITTEN APPROVAL OF THE OWNER. GARAGE WILL BE FULL OF VEHICLES DURING THE MAJORITY OF THE CONSTRUCTION PERIOD.




ELECTRICAL LEGEND	
	FLUORESCENT FIXTURE
	LIGHT FIXTURE
	EXIT LIGHT
	EMERGENCY LIGHT
	SWITCH - SINGLE POLE
	SWITCH - 3-WAY
	SWITCH - 4-WAY
	SWITCH - MOMENTARY CONTACT, CENTER OFF
	PANEL
	BRANCH CIRCUIT
	JUNCTION BOX
	WP WEATHERPROOF, NEMA 3R RATED
	AFF ABOVE FINISH FLOOR
	EC ELECTRICAL CONTRACTOR (DIVISION 16)
	<E> EXISTING
	ES EQUIPMENT SUPPLIER
	TYP. TYPICAL OF ALL
	NEC NATIONAL ELECTRIC CODE
	ITEMS TO BE DISCONNECTED & REMOVED (DEMOLISHED)

**KEYED NOTES:**


- 1 SWITCHED FROM PANEL P6, CIRCUIT BREAKER 9.
- 2 SWITCHED FROM PANEL P6, CIRCUIT BREAKER 30.
- 3 SWITCHED FROM PANEL P5, CIRCUIT BREAKER 28.
- 4 SWITCHING FOR LIGHTS FROM CRANE SWITCH IN HALLWAY.
- 5 THIS SWITCH IS FED FROM PANEL P6, CIRCUIT BREAKER 18.
- 6 SWITCHED FROM PANEL P5, CIRCUIT BREAKER 23.
- 7 SWITCHED FROM PANEL P5, CIRCUIT BREAKER 25.
- 8 SWITCHED FROM PANEL P5, CIRCUIT BREAKER 27.
- 9 SWITCHED FROM PANEL P5, CIRCUIT BREAKER 24.
- 10 SWITCHED FROM PANEL P5, CIRCUIT BREAKER 19.
- 11 SWITCHED FROM PANEL P6, CIRCUIT BREAKER 11.
- 12 SWITCHED FROM PANEL P6, CIRCUIT BREAKER 10.
- 13 IT IS UNKNOWN WHERE THIS LIGHT FIXTURE IS SWITCHED FROM.
- 14 CONFIRM EXACT LOCATION OF EXTERIOR FIXTURE AND SWITCH.
- 15 LOCATED ABOVE CEILING ATTACHED TO STRUCTURE ABOVE.
- 16 THESE (2) FIXTURES ARE MOUNTED ON THE CRANE, THEY SHALL BE REMOVED & REPLACED, REFER TO LIGHTING PLAN.

**LIGHTING DEMOLITION PLAN**

SCALE: 1/8" = 1'-0"



STATE OF VERMONT  
Department of Buildings  
and General Services  
Agency of Administration  
Montpelier, Vermont



**Pearson & Associates**  
MECHANICAL & ELECTRICAL ENGINEERS  
P.O. BOX 610 STOWE, VERMONT 05872  
TEL. (802) 253-9807 FAX. (802) 253-9290  
EMAIL: pearson@stovewt.net

STATE OF VERMONT  
DEPARTMENT OF TRANSPORTATION  
CENTRAL GARAGE, BERLIN  
LIGHTING UPGRADE

REVISIONS	SCALE: AS NOTED	DATE: MARCH 2006	DRAWN BY: ASG	APPR. BY: EEP

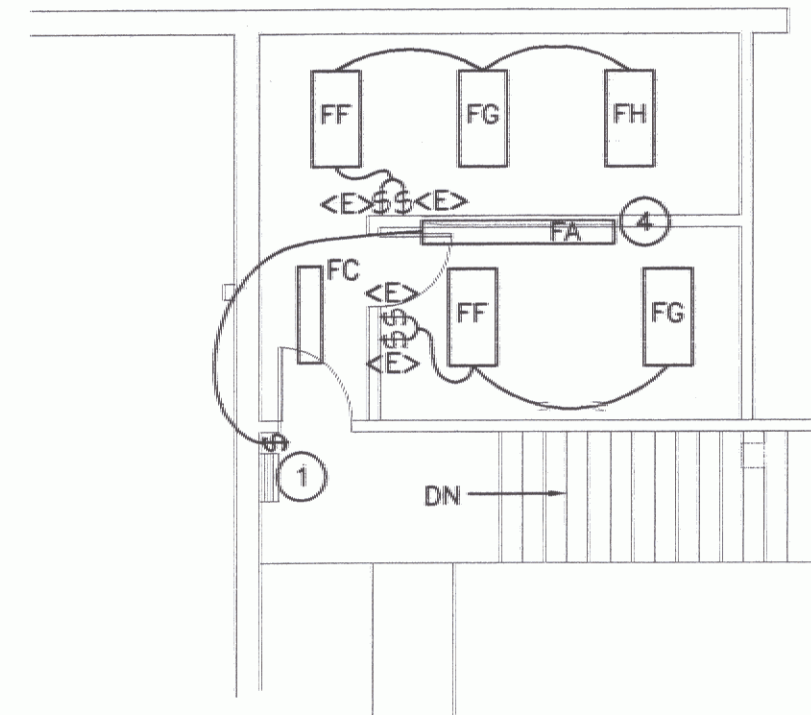
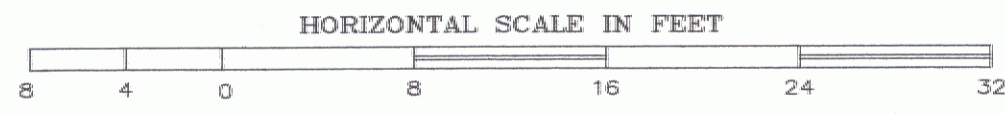
AOT  
CENTRAL GARAGE  
BERLIN

ELECTRICAL  
DEMOLITION  
PLAN  
BERLIN

NOTE: ALL FIXTURES AND LAMPS ARE PROVIDED BY OWNER. CONTRACTOR SHALL NOT PURCHASE FIXTURES

NEW LIGHTING PLAN (2ND FLOOR)

SCALE: 1/8" = 1'-0"

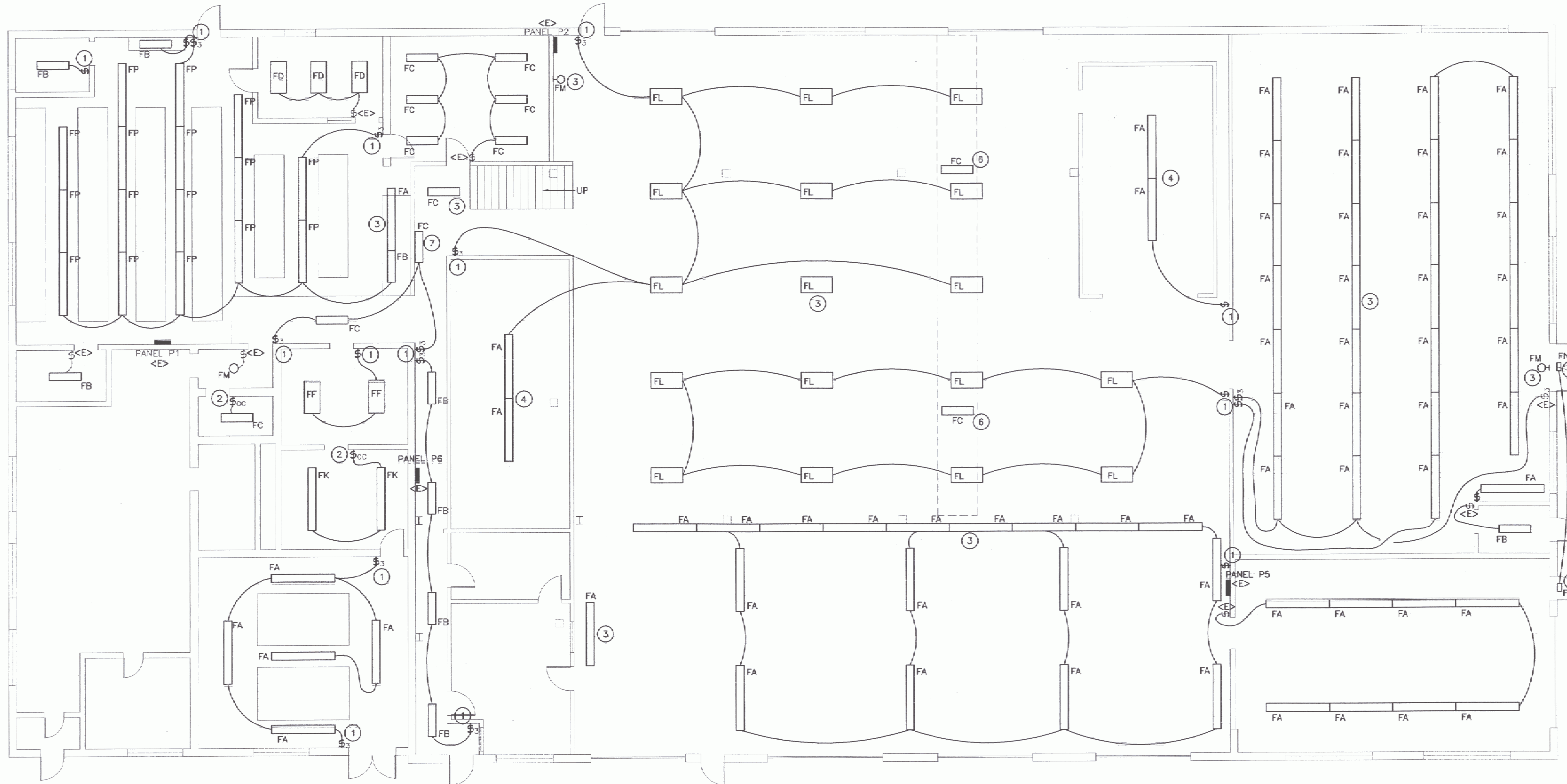


LIGHTING FIXTURE SCHEDULE

TYPE	MANUFACTURER & MODEL NO.	MOUNTING	LAMPS	VOLTS	REMARKS
FA	COLUMBIA KL-8-232-EB8-120-KHC- KL-WG-SUPER-T8	CHAIN-HUNG	(4) F032T8 CRI85	120	"SUPER T-8" LAMPS & BALLAST
FB	COLUMBIA KL-4-232-EB8-120-KHC- KLWG-SUPERT8	CHAIN-HUNG	(2) F032T8 CRI85	120	"SUPER T-8" LAMPS & BALLAST
FC	COLUMBIA AWN-4-232-EB8-120- SUPERT8	SURFACE	(2) F032T8 CRI85	120	"SUPER T-8" LAMPS & BALLAST
FD	COLUMBIA SM-24-232-FS-PC1-EB8- 120-SUPERT8	SURFACE	(2) F032T8 CRI85	120	"SUPER T-8" LAMPS & BALLAST
FF, FG, FH	COLUMBIA SM-24-332-FS-PC1-EB8- 120-SUPERT8	SURFACE	(3) F032T8 CRI85	120	"SUPER T-8" LAMPS & BALLAST, DUAL BALLASTS FOR DUAL-LEVEL LIGHTING
FK	COLUMBIA LUN-8-232-EB8-210- SUPERT8	SURFACE	(4) F032T8 CRI85	120	"SUPER T-8" LAMPS & BALLAST
FL	COLUMBIA LHR-4-632-M4R-ST-3EB8- 120-F4C10-SUPERT8	SURFACE	(6) F032T8 CRI85	120	"SUPER T-8" LAMPS & BALLAST
FM	PRESCOLITE 9424-13 HPF	SURFACE, WALL MOUNTED	(1) 13W TT	120	
FN	RUUD E4405-D-BS-120P	SURFACE	50W MH	120	WITH PHOTOCELL
FP	COLUMBIA CSR-8-132-EB8-120-SLR- SUPERT8	CHAIN-HUNG	(1) F032T8 CRI85	120	"SUPER T-8" LAMPS & BALLAST


KEYED NOTES:

- 1 NEW SWITCH LOCATION, CONNECT TO EXISTING LIGHTING CIRCUIT. PROVIDE NEW WIRING FROM PANEL.
- 2 PROVIDE NEW OCCUPANCY SENSOR TO REPLACE EXISTING SWITCH.
- 3 THIS FIXTURE IS UNSWITCHED (ALWAYS ON).
- 4 THESE FIXTURES SHALL BE MOUNTED 12" FROM CEILING.
- 5 REPLACE EXISTING FIXTURES WITH NEW. WIRING SHALL REMAIN.
- 6 REPLACE EXISTING FIXTURES ON CRANE WITH NEW AS SHOWN, WIRING SHALL REMAIN.
- 7 WALL MOUNT THIS FIXTURE.

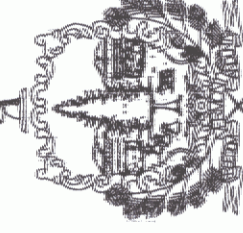


NEW LIGHTING PLAN

SCALE: 1/8" = 1'-0"



STATE OF VERMONT  
Department of Buildings  
and General Services  
Agency of Administration  
Montpelier, Vermont



Pearson & Associates  
MECHANICAL & ELECTRICAL ENGINEERS  
P.O. BOX 610 STOWE, VERMONT 05672  
TEL. (802) 253-9607 FAX. (802) 253-9290  
EMAIL: pearson@stowe.net

253-9607

STATE OF VERMONT  
DEPARTMENT OF TRANSPORTATION  
CENTRAL GARAGE, BERLIN  
LIGHTING UPGRADE

REVISIONS  
SCALE: AS NOTED  
DATE: MARCH 2006  
DRAWN BY: ASG  
APPR. BY: EEP

AOT  
CENTRAL GARAGE  
BERLIN  
NEW LIGHTING  
PLAN  
BERLIN