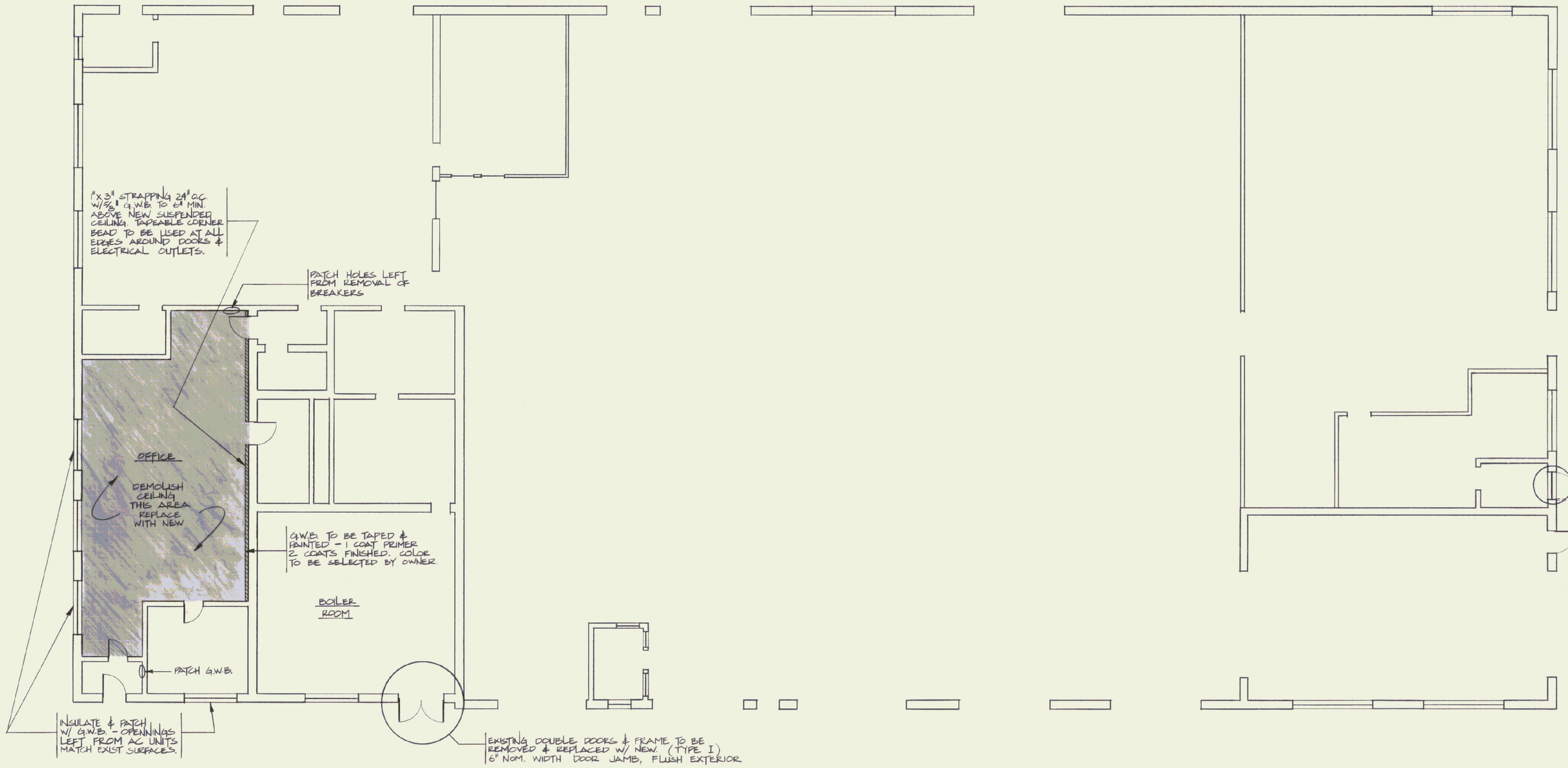

FLOOR PLAN
SCALE: 1/8" = 1'-0"

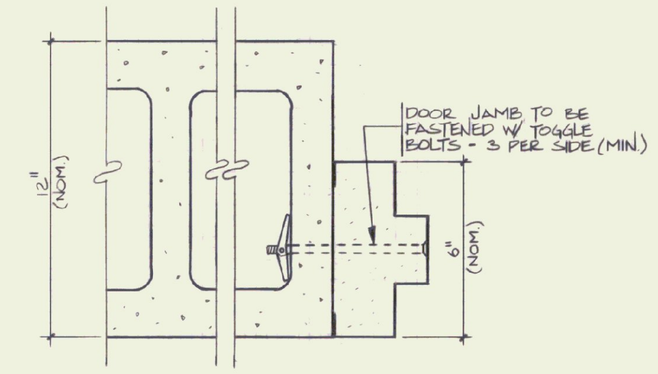

DOOR JAMB DETAIL PLAN (TYPE I)
N.T.S.

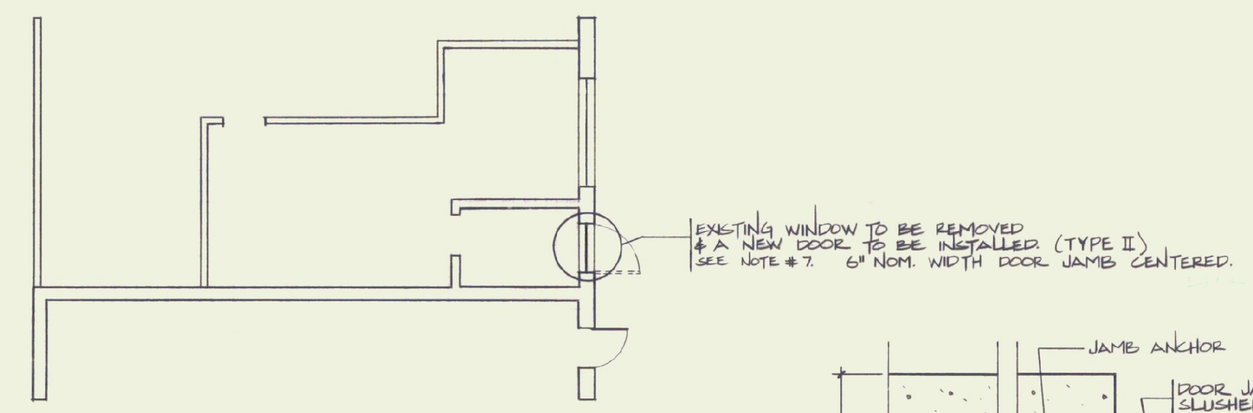

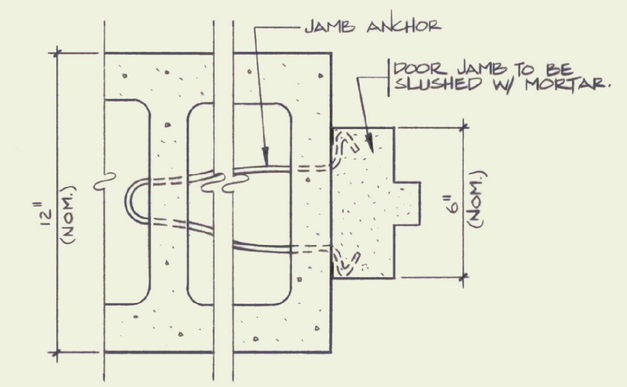

DOOR JAMB DETAIL PLAN (TYPE II)
N.T.S.

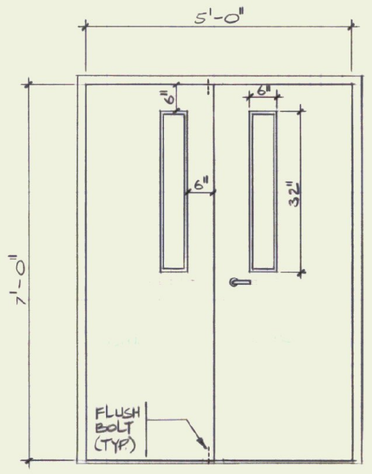

TYPE I

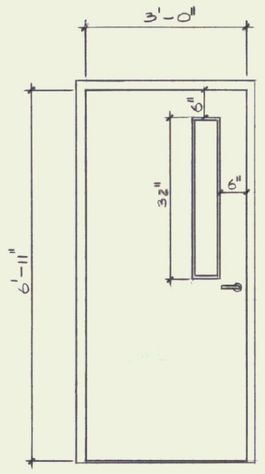

TYPE II

DOOR SCHEDULE

TYPE	SIZE	MATERIAL		FIRE RATING		LOCKSET				HINGES				CLOSER		FLUSH BOLTS		
		DOOR	FRAME	DOOR	FRAME	KEYSIDE	FINISH	MFG	NUMBER	SIZE	FINISH	MFG	NUMBER	MFG	NUMBER	MFG	NUMBER	FINISH
I	2'-6"x7'-0"x1 3/4"	G. STL	G. STL	1 1/2 HR.	1 1/2 HR	EXTERIOR	US26D	FALCON	F521	4 1/2"x4 1/2"	STAINLESS	STANLEY	FBB191	STANLEY	1250	IVES	457	B26D
II	3'-0"x6'-11"x1 3/4"	G. STL	G. STL	1 1/2 HR.	1 1/2 HR	EXTERIOR	US26D	FALCON	F521	4 1/2"x4 1/2"	STAINLESS	STANLEY	FBB191	STANLEY	1250	—	—	—

NOTES:

1.) DOOR FRAMES INSTALLED IN MASONRY SHALL HAVE WELDED CORNERS.

2.) DOORS & FRAMES TO BE 16 GAUGE GALV. STEEL.

3.) DOORS & FRAMES SHALL BE REINFORCED FOR SURFACE-MOUNTED HARDWARE. ALL HINGE & STRIKE LOCATIONS SHALL BE PROTECTED BY MOTAR GUARDS NOT THINNER THAN 0.036" (30 MS GA.).

4.) DOORS & FRAMES SHALL BE THOROUGHLY CLEANED AFTER FABRICATION, BONDERIZED, AND FINISHED W/ BAKED-ON COAT OF EXISTINHIBITING METALLIC OXIDE, ZINC-CHROMATE, OR SYNTHETIC RESIN PRIMER.

5.) DOORS ARE INSULATED CECO IMPERIAL, EXTRA HEAVY-DUTY. DOORS TO HAVE WEATHERSTRIPPING ON ALL SIDES. (NATL' GRD 170A, ALU., AS WELL AS DOOR SWEEP (NATL' GRD DG03-36)

6.) GLAZING IN DOORS TO BE INSULATING SAFETY GLASS 1/2" THICK.

7.) EXISTING WINDOW TO BE REMOVED & TYPE II DOOR INSTALLED. CONC. BLOCK TO BE REMOVED & ADDED TO PROVIDE ADEQUATE ROUGH OPENING FOR DOOR & FRAME. CONC. BLOCK TO MATCH EXISTING BOND & PAINT TO MATCH EXISTING. PATCH CONC. SLAB AS NEEDED TO MATCH EXISTING FLOOR SLAB.

8.) TYPE I DOOR TO BE PAINTED WHITE. TYPE II TO BE PAINTED BLACK. (2 FINISH COATS).

9.) BOTH DOORS TO HAVE 1/2" HIGH THRESHOLD SADDLE. (NATL' GRD 413-36, ALU)

10.) TYPE I DOOR TO HAVE FLUSH BOLTS; TOP AND BOTTOM - AS SHOWN, ON INACTIVE SIDE.

11.) TYPE I DOOR TO HAVE FLUSH ASTRAGAL, EXTERIOR SIDE OF ACTIVE DOOR.

12.) CONTRACTOR SHALL VERIFY ALL OPENINGS & SIZES BEFORE ORDERING DOORS & FRAMES.

13.) NEW SUSPENDED CEILING HEIGHT TO BE 8'-9" ABOVE FLOOR. (FLUSH W/ TOP OF WOOD CABINET - FIELD VERIFY.)

14.) ALL PATCHES TO MATCH EXISTING SURFACES

15.) CONTRACTOR TO PROVIDE DUST CONTROL FOR ALL EQUIPMENT & FURNITURE, ETC. DURING DEMOLITION & INSTALLATION OF NEW G.W.B.

16.) DEMOLITION OF CEILING TO BE AFTER NORMAL WORKING HOURS.

17.) CEILING GRID TO BE FIRE FRONT 250 SNAP GRID SYSTEM BY CHICAGO METALLIC CORP.

18.) CEILING TILE ARMSTRONG TEGULAR CORTEGA, MINATONE 2'x4' TILES 5/8" THICK. REPLACE TILES IN SMALL OFFICE & VESTIBULE TO MATCH NEW CEILING TILES & GRID IF NEEDED.

STATE OF VERMONT
DEPARTMENT OF STATE BUILDINGS
AGENCY OF ADMINISTRATION
MONTPELIER. VERMONT

AGENCY OF TRANSPORTATION

CENTRAL GARAGE RENOVATIONS

BERLIN, VERMONT

DATE: Nov. 1991	SCALE: AS NOTED	REVISIONS:	DWG. NO. A-1
DRAWN BY: J. GIBBS	APPROVED BY:		1 OF 2