

NOTES:

1. ALL PROPOSED PAVEMENT SHALL HAVE A 1/4" THICK TYPE III WEARING COURSE AND A 3/4" THICK TYPE II BINDER COURSE. ITEM 406.29 BITUMINOUS CONCRETE PAVEMENT, UNLESS OTHERWISE DIRECTED BY THE RESIDENT ENGINEER. ALL LIQUID ASPHALT USED IN BITUMINOUS CONCRETE PAVEMENT SHALL BE PG 58-28.
2. TACK COAT: ITEM 404.65, EMULSIFIED ASPHALT, IS TO BE APPLIED ON ALL EXISTING PAVEMENT SURFACES, ON COLD PLANNED SURFACES AND BETWEEN ALL COURSES OF PAVEMENT AT THE RATE OF 0.015 GAL/SY OR AS DIRECTED BY THE RESIDENT ENGINEER.
3. AREAS NOTED ON THE PLANS TO HAVE EXISTING SURFACES REMOVED (PAID AS ITEM 203.28, EXCAVATION OF SURFACES AND PAVEMENTS, UNLESS OTHERWISE NOTED), SHALL HAVE CLEAN CUT EDGES ALONG JOINTS, TAKING CARE TO NOT DISTURB REMAINING PAVEMENT AND/OR SUBBASE. THE EXCAVATED MATERIAL SHALL BE REMOVED FROM THE PROJECT, AS DIRECTED BY THE RESIDENT ENGINEER.
4. EXISTING SUBBASE MATERIAL DEEMED UNSUITABLE BY THE ENGINEER SHALL BE EXCAVATED TO A DEPTH OF 3' +/- OR AS DIRECTED BY THE ENGINEER. EXCAVATED MATERIAL SHALL BE USED AS BORROW OR REMOVED FROM THE PROJECT, AS DIRECTED BY THE RESIDENT ENGINEER. EXCAVATION WILL BE PAID FOR AS ITEM 203.28 EXCAVATION OF SURFACES AND PAVEMENTS, UNLESS OTHERWISE NOTED. MATERIAL REMOVED SHALL BE REPLACED WITH ITEM 301.28, SUBBASE OF CRUSHED GRAVEL (FINE GRADED).
5. ALONG THE CUT EDGES OF PAVEMENT, THE SUBBASE SHALL BE BROUGHT UP TO GRADE WITH ITEM 301.28, SUBBASE OF CRUSHED GRAVEL (FINE GRADED), AS DIRECTED BY THE RESIDENT ENGINEER. SEE DETAILS ON THIS SHEET.
6. UPON COMPLETION OF THE GRADING OPERATIONS FOR EARTH SIDESLOPE AREAS, THE CONTRACTOR SHALL IMMEDIATELY ESTABLISH VEGETATION IN ACCORDANCE WITH THE SEEDING REQUIREMENTS ON THIS SHEET.
7. SEE VAOT STANDARD DRAWINGS T-1 AND T-2 FOR TEMPORARY EROSION CONTROL DETAILS.
8. ALL EXISTING MATERIAL STORED ON SITE (SAND, COLD PLANE GRINDINGS, BRUSH, ETC.) SHALL BE REMOVED BY VAOT PRIOR TO CONSTRUCTION.
9. UTILITIES SHOWN ON THESE PLANS ARE APPROXIMATE. THE CONTRACTOR SHALL WORK WITH THE VAOT IN DETERMINING ACTUAL LOCATION OF UTILITIES.
10. CONTRACTOR SHALL SUPPLY UNDERGROUND POWER TO NEW SHEDS AND SHALL CONTACT THE LOCAL POWER COMPANY(S) CONCERNING THIS WORK. ANY EXISTING CIRCUITS MAY BE USED IF APPLICABLE. CONTRACTOR SHOULD FIELD VERIFY EXISTING CIRCUITS. GENERAL WIRING SHALL BE PVC CONDUIT WITH WIRE SUITABLE FOR UNDERGROUND OR WET LOCATION WITH NOT MORE THAN 3% VOLTAGE DROP FROM SOURCE TO END OF CIRCUIT, AND SHALL MEET ALL LOCAL AND NEC REQUIREMENTS. CONTRACTOR SHALL SUPPLY RESIDENT ENGINEER WITH A SKETCH SIGNED BY A MASTER ELECTRICIAN, SHOWING ROUTING AND METHOD OF LAYING CONDUIT/SUPPLY WIRING; AND COPIES OF ALL ELECTRICAL PERMITS.
11. CIRCUITS AND WIRING SHALL HAVE ENOUGH CAPACITY TO ALLOW FUTURE EXTENSION (BY OTHERS) TO ACCOMMODATE A CHLORIDE PUMP AND AN OVERHEAD LIGHT (BY OTHERS). ASSUME THE CHLORIDE TANK INSTALLATION (BY OTHERS) WILL BE WITHIN 50' OF THE SALT/SAND SHED THAT IS FURTHER FROM THE POWER SOURCE. CHECK WITH DISTRICT ON PUMP POWER REQUIREMENTS.
12. ALL COSTS ASSOCIATED WITH THIS WORK (EXTENSION OF EXISTING POWER SUPPLY TO PROPOSED STRUCTURES) INCLUDING ALL TOOLS, EQUIPMENT, MATERIALS, LABOR AND INCIDENTALS NECESSARY TO PROVIDE A FULL FUNCTIONAL ELECTRICAL SYSTEM/SUPPLY, AND ALL ELECTRICAL PERMITS) WILL NOT BE PAID FOR DIRECTLY BUT WILL BE CONSIDERED SUBSIDIARY TO ITEM 658.15 - ROADSIDE REST FACILITY (MODIFIED).
13. ALL COSTS ASSOCIATED WITH REMOVAL OF EXISTING UTILITY POLES AND OVERHEAD AERIAL LINES WILL NOT BE PAID FOR DIRECTLY BUT WILL BE CONSIDERED SUBSIDIARY TO ITEM 202.10 - DEMOLITION AND DISPOSAL OF BUILDING.

SEEDING FORMULA
RURAL AREAS

% WT.	LBS./A.	NAME	PUR. %	GERM. %
37.5	22.5	CREEPING RED FESCUE	98	85
37.5	22.5	TALL FESCUE	95	90
5.0	3.0	RED TOP	95	90
15.0	9.0	BIRDFOOT TREFOL	98	85
5.0	3.0	ANNUAL RYE GRASS	95	85
100.0	60.0			

SEEDING FORMULA
URBAN AREAS

% WT.	LBS./A.	NAME	PUR. %	GERM. %
42.5	34.0	CREEPING RED FESCUE	98	85
10.0	8.0	PERENNIAL RYE GRASS	95	90
42.5	34.0	KENTUCKY BLUE GRASS	85	85
5.0	4.0	ANNUAL RYE GRASS	95	85
100.0	80.0			

SEED MIXTURE SHALL NOT HAVE A WEED CONTENT EXCEEDING 0.40% BY WEIGHT AND SHALL BE FREE OF ALL NOXIOUS SEED.

SEEDS TO BE APPLIED PER SEEDING FORMULA OR AS DIRECTED BY THE ENGINEER.

FERTILIZER: FORMULA 10-20-10 TO BE USED WITH SEED APPLIED AT THE RATE OF 500 LBS./ACRE (HYDRO SEEDERS MAY USE 19-19-19 FORMULA).

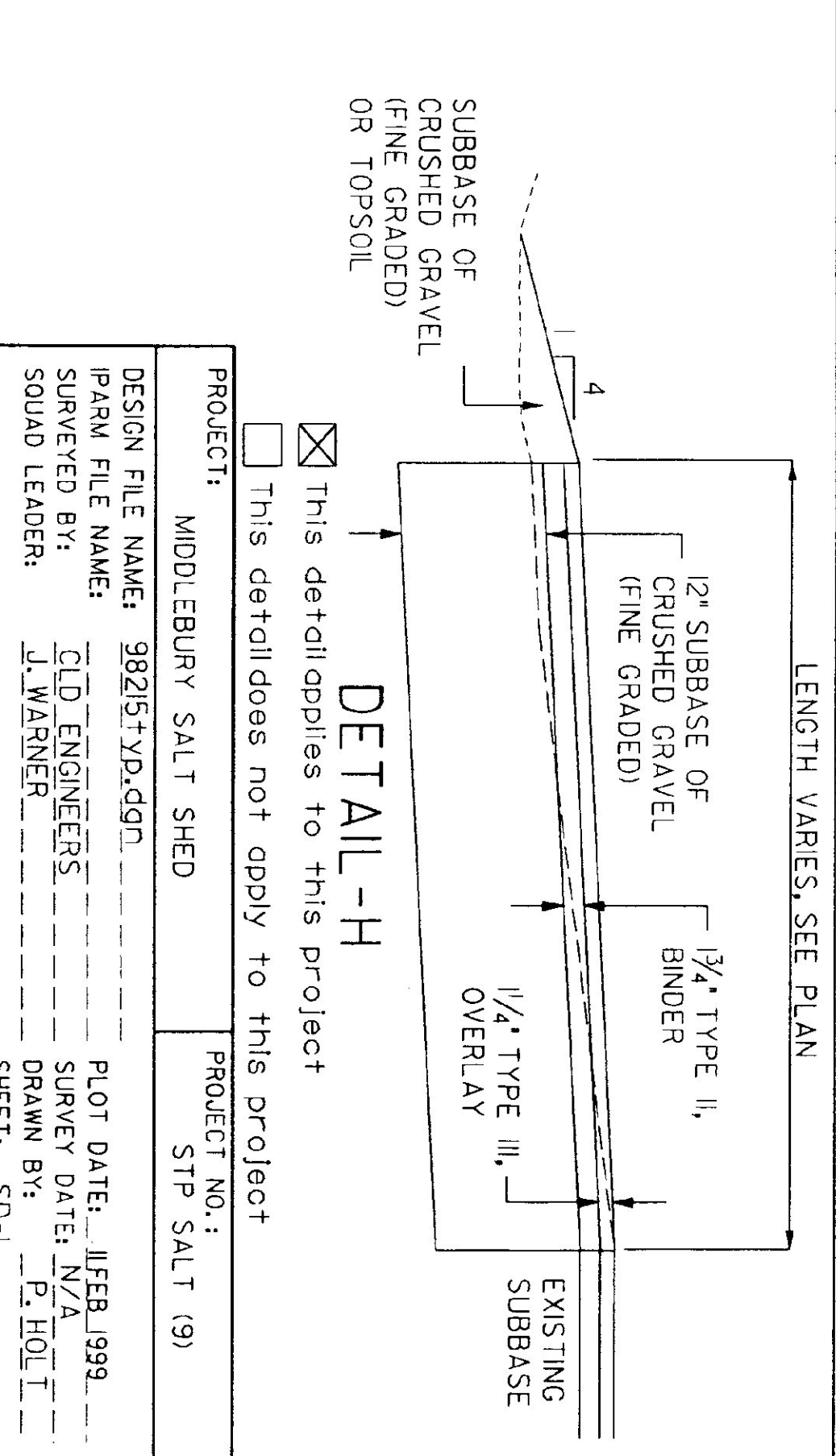
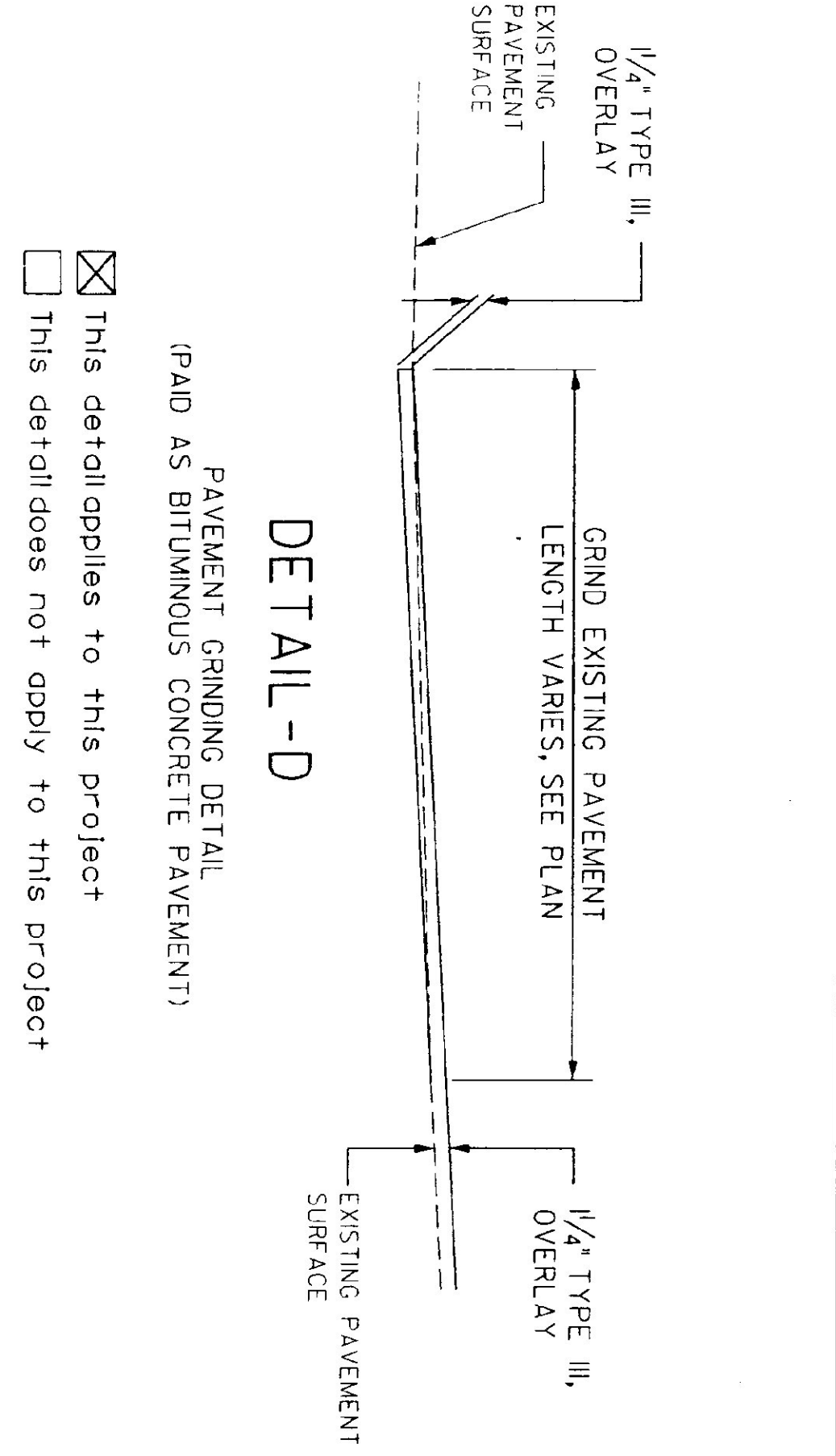
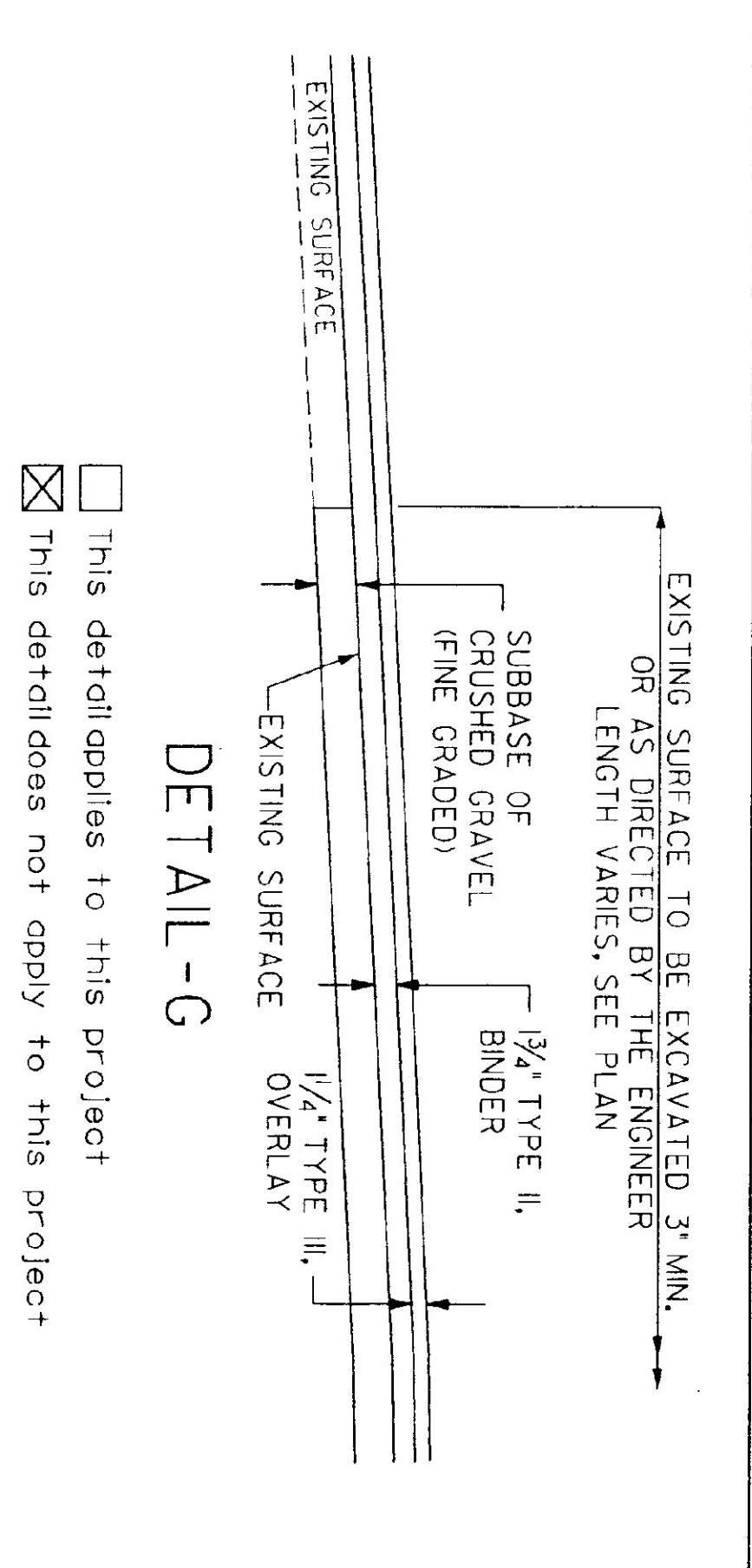
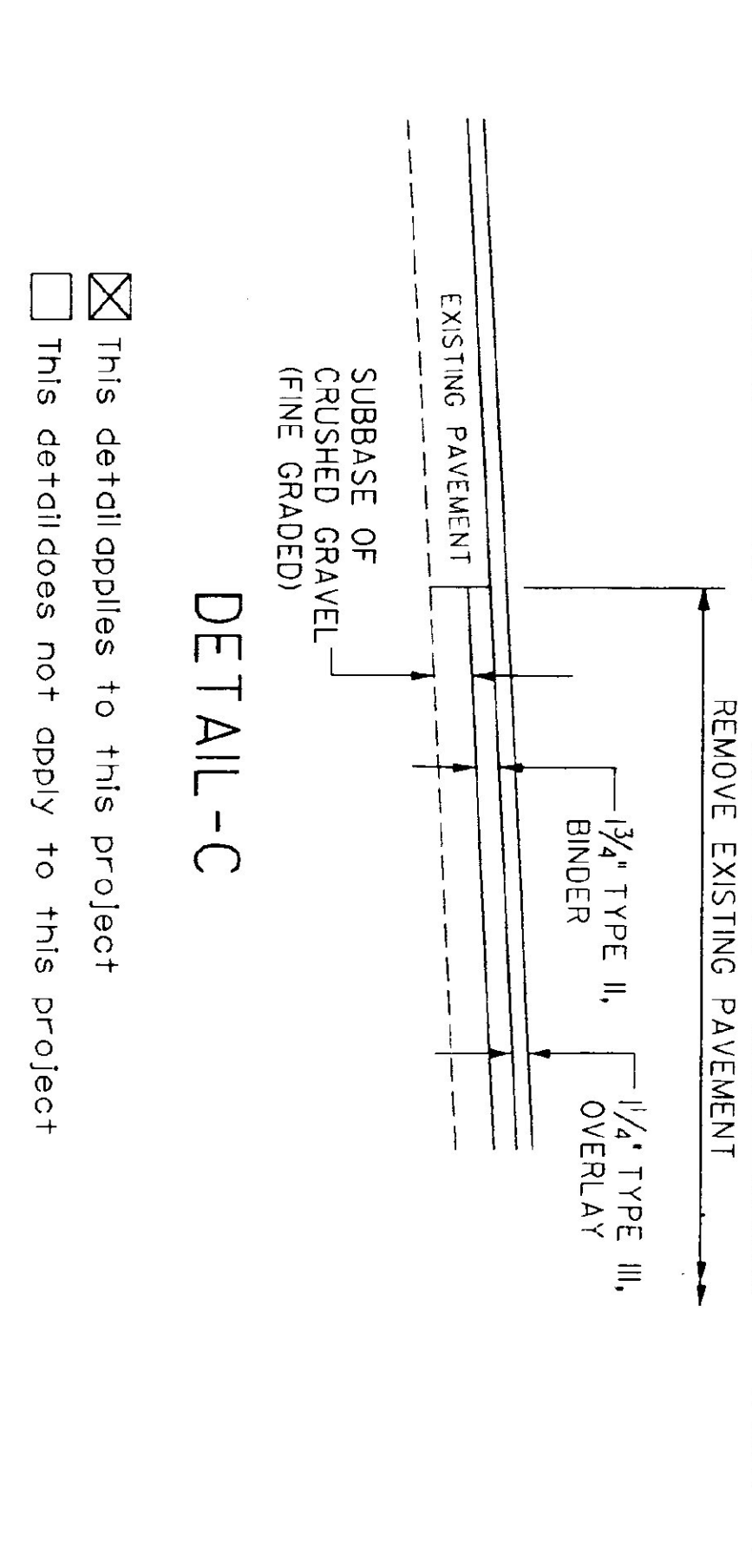
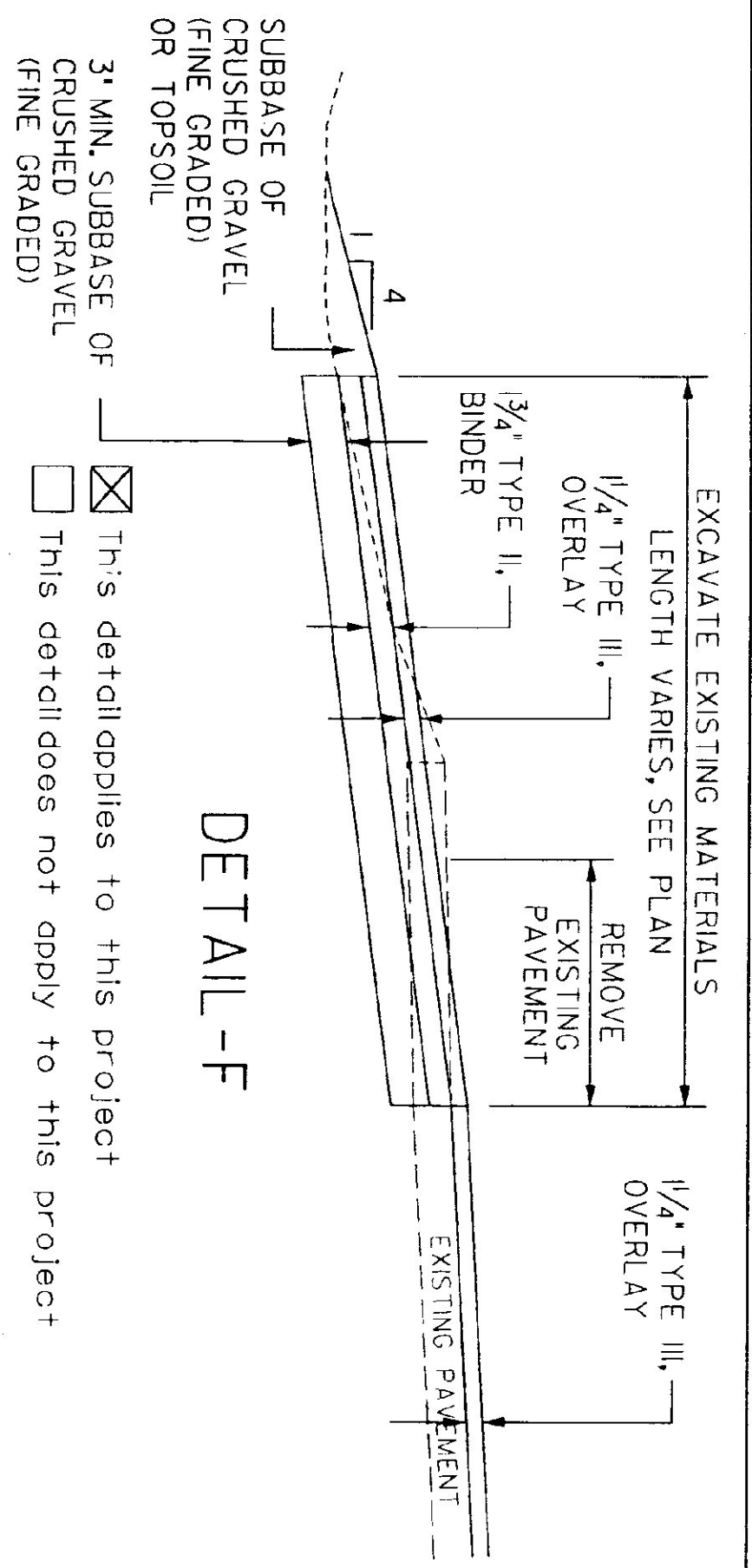
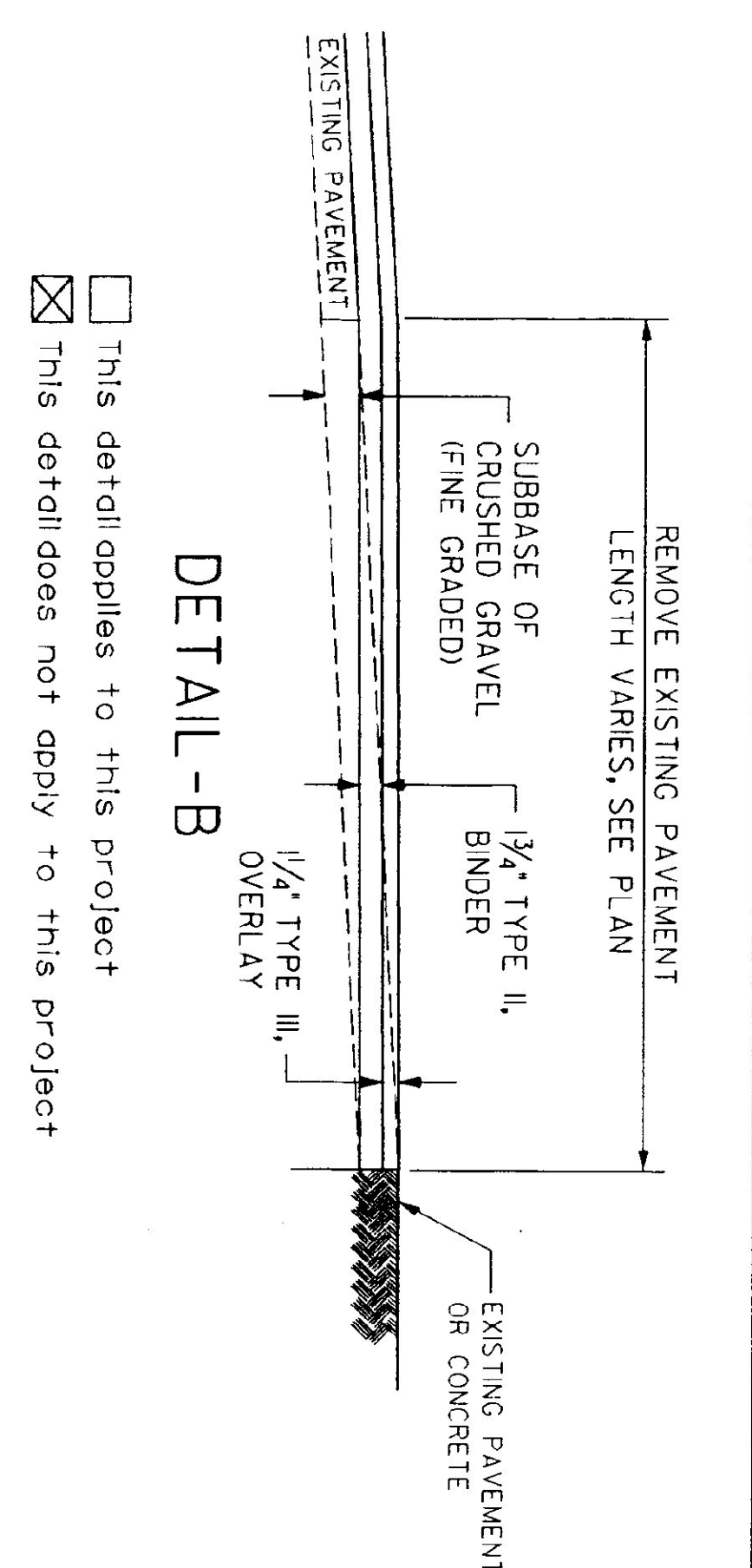
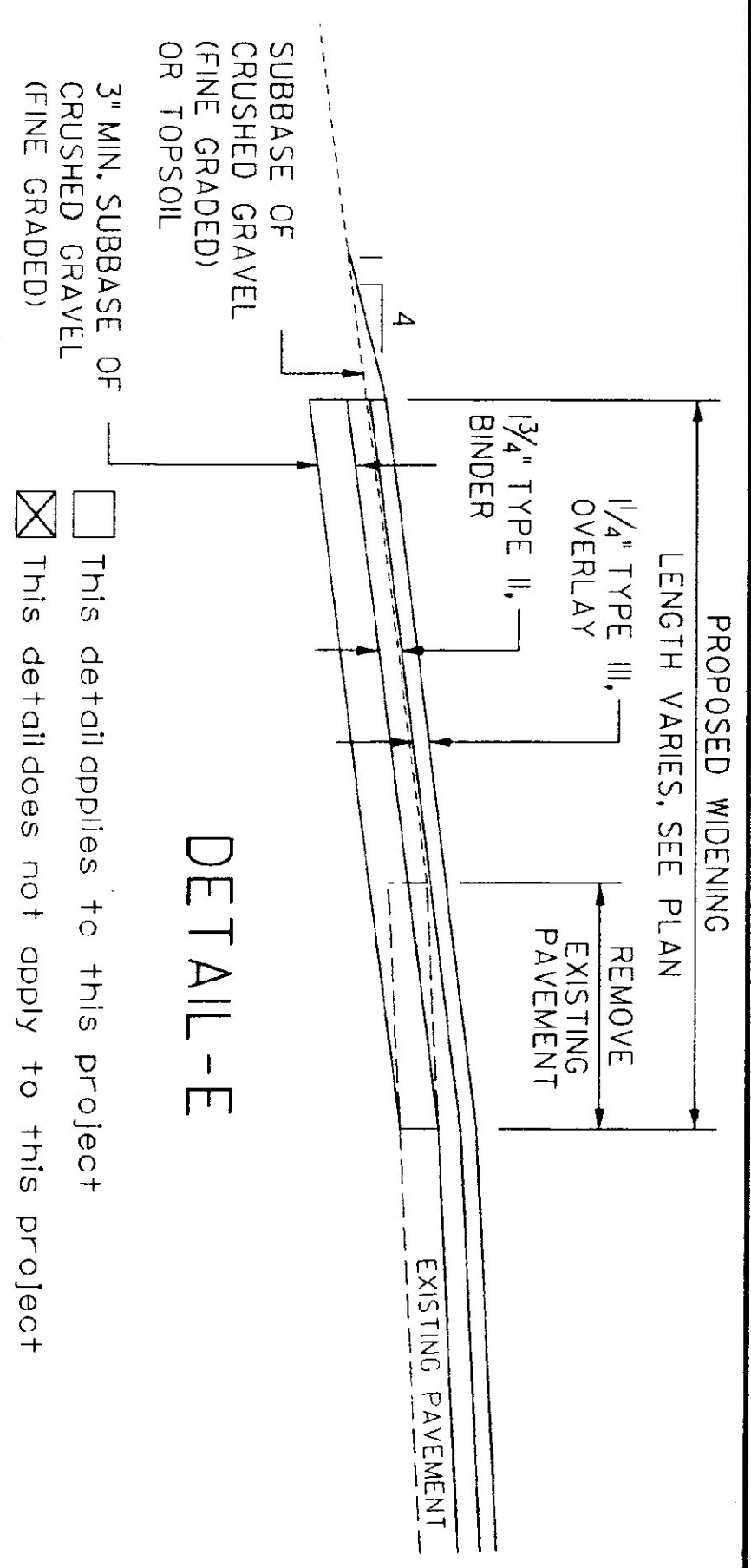
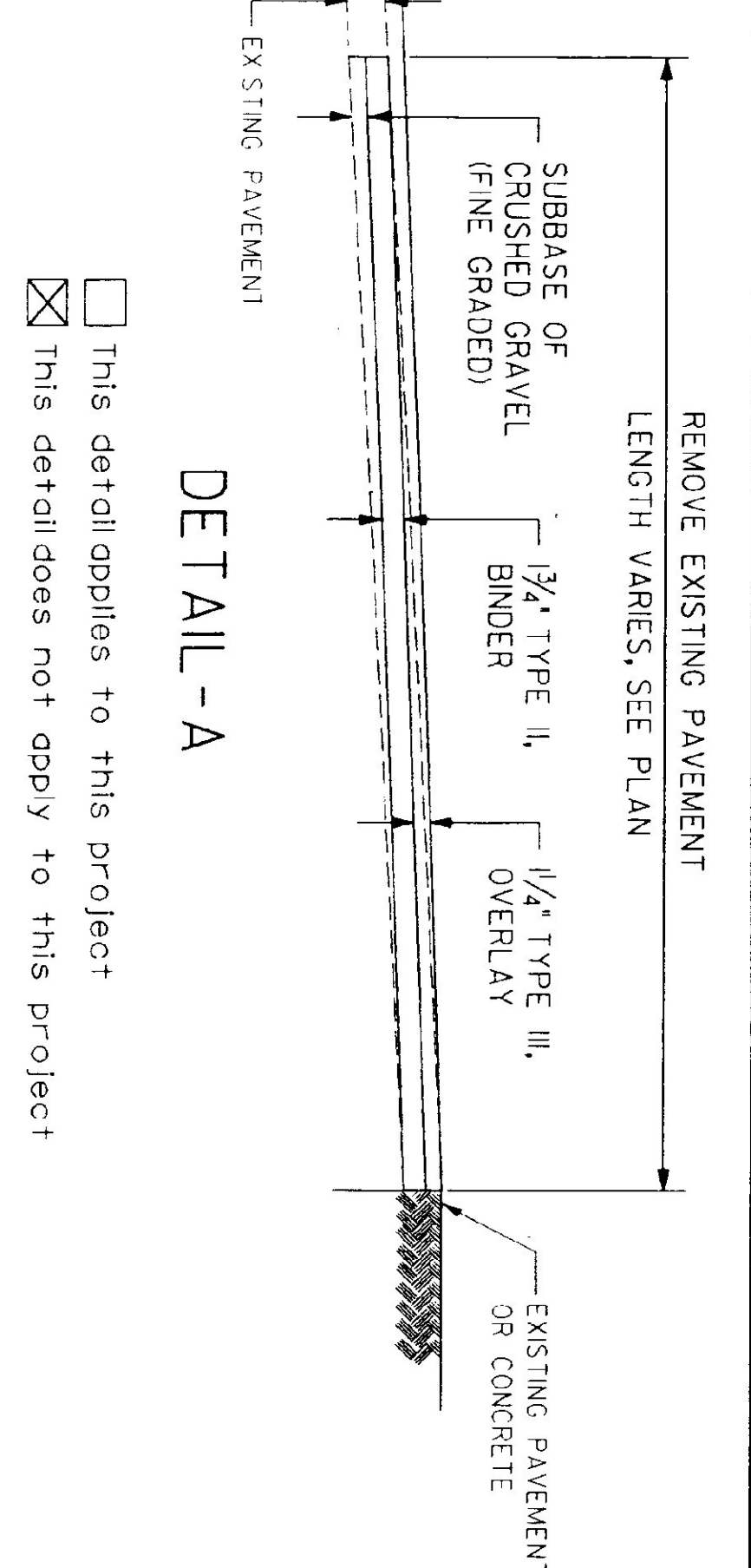
AGRICULTURAL LIMESTONE TO BE APPLIED AT THE RATE OF 2 TONS/ACRE, OR AS DIRECTED BY THE ENGINEER.

HAY MULCH TO BE PLACED ON EARTH SLOPES AT THE RATE OF 2 TONS/ACRE, OR AS DIRECTED BY THE ENGINEER.

TOPSOIL TO BE USED WITH SEED AS INDICATED ON THE PLANS, OR AS DIRECTED BY THE ENGINEER.

DATUM
VERTICAL _____
HORIZONTAL _____

CONSULTING ENGINEERS
CLD
240 CONVENT ST.
ANN ARBOR MI 48106
TEL: (734) 668-9222
FAX: (734) 668-9802
E-MAIL: CLD@CLDENGINEERS.COM



This detail applies to this project
 This detail does not apply to this project

This detail applies to this project
 This detail does not apply to this project

This detail applies to this project
 This detail does not apply to this project

This detail applies to this project
 This detail does not apply to this project

This detail applies to this project
 This detail does not apply to this project

This detail applies to this project
 This detail does not apply to this project

DESIGN FILE NAME: 382151YD.dgn
IPARW FILE NAME: CLD ENGINEERS
SURVEYED BY: J. WARNER
SOUND LEADER: P. HOLT

PLOT DATE: 11 FEB 1999
SURVEY DATE: N/A
DRAWN BY: P. HOLT
SHEET: SD-1

PROJECT: MIDDLEBURY SALT SHED
PROJECT NO.: STP SALT I (9)