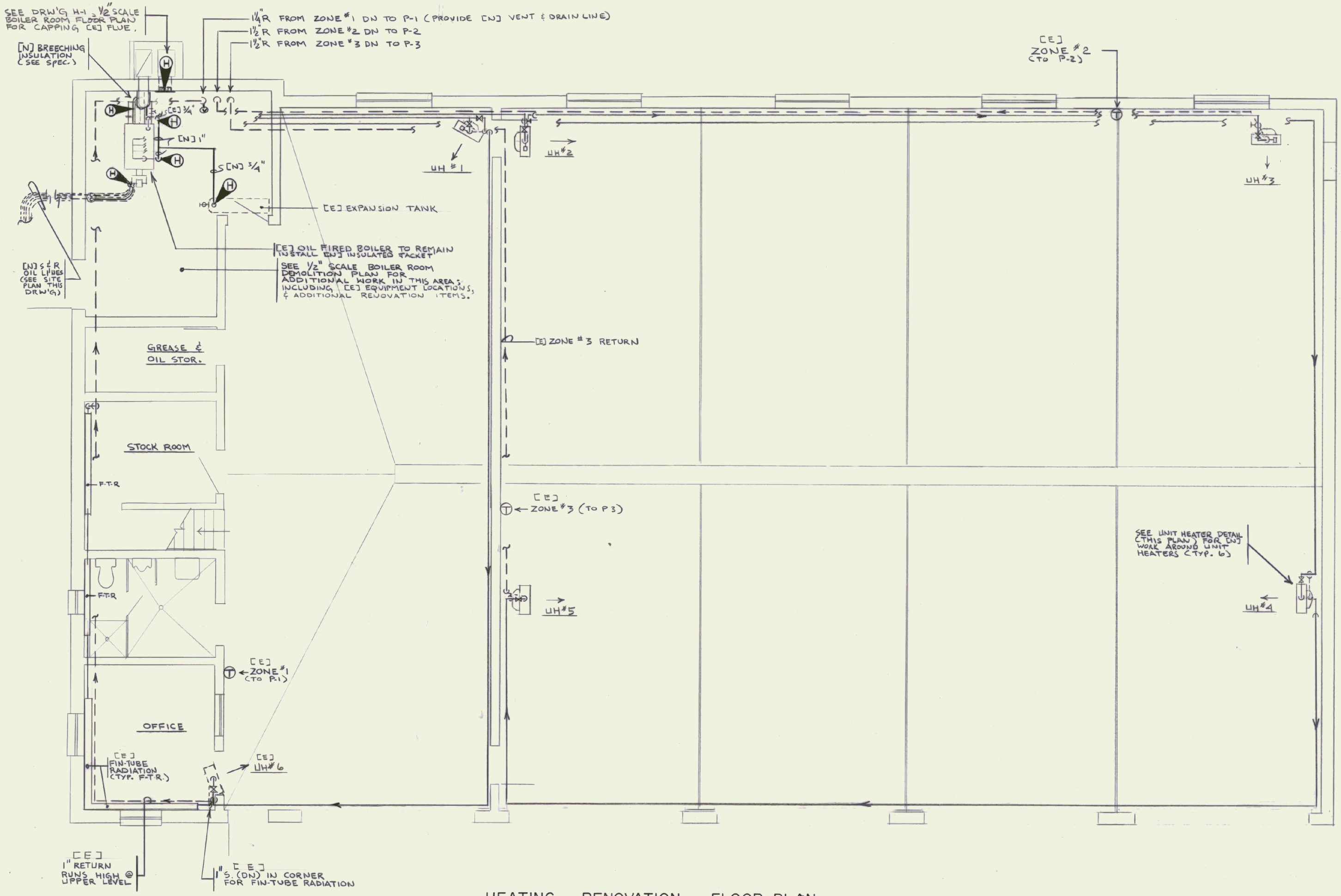


## HEATING - RENOVATION - FLOOR PLAN

SCALE: 1/4" = 1'-0"

| HEATING & VENTILATING LEGEND | | | |
|---|---|---|---|
| [E] | EXISTING | | GATE VALVE |
| [N] | NEW | | CHECK VALVE |
| | AIR SUPPLY | | BALANCING VALVE |
| | AIR RETURN / EXHAUST | | UNION |
| T | THERMOSTAT | | STRAINER |
| | THERMOMETER | | CONTROL VALVE |
| | PRESSURE GAUGE | V | AIR VENT |
| | SUPPLY LINE | | RETURN LINE |
| | EXISTING TO BE REMOVED | | |
| H | POINT OF CONNECTION, NEW TO EXISTING | | |

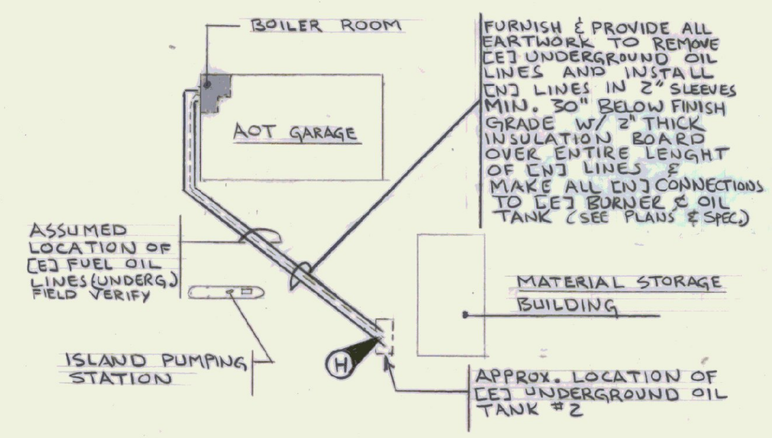


NOTE: [N] OIL LINES TO BE PITCHED DOWN TO [E] OIL TANK.

## SITE PLAN

NOT TO SCALE

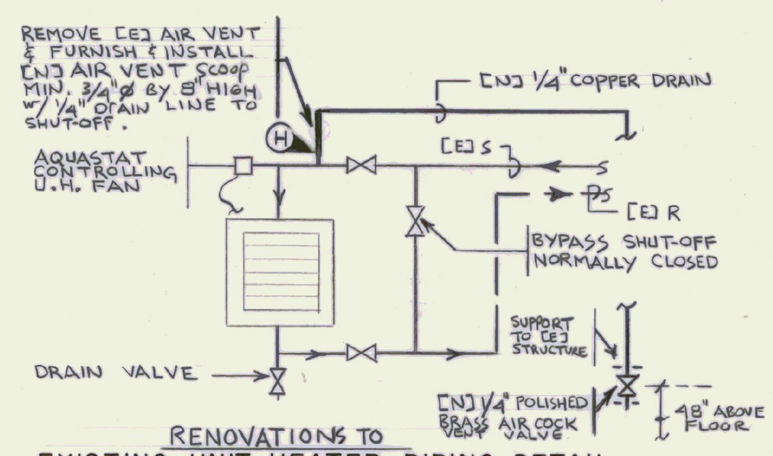


## RENOVATIONS TO EXISTING UNIT HEATER PIPING DETAIL

NOT TO SCALE

NOTE

FURNISH & INSTALL NEW AIR SCOOPS W/ DRAIN LINES ON ALL UNIT HEATERS & ON EXIST. ZONE 1 RETURN LINE TO BOILER ROOM.

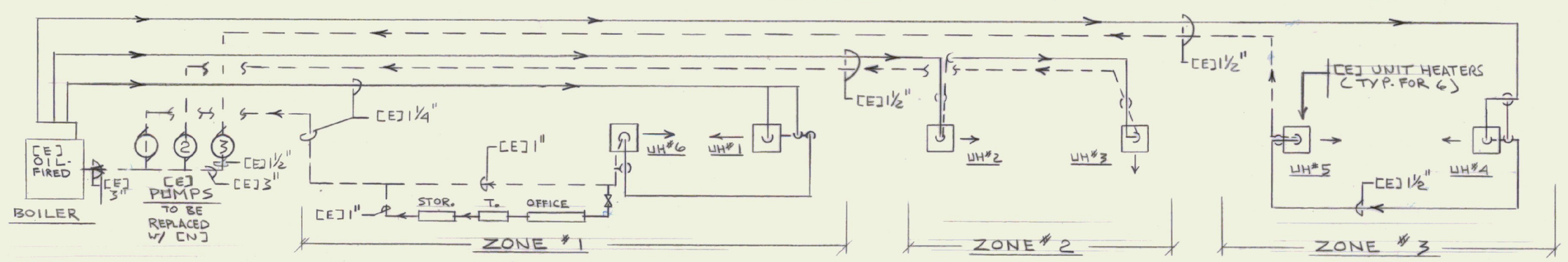


## (NEW) & EXISTING HEATING ZONE FLOW PIPING DIAGRAM

NOT TO SCALE

STATE OF VERMONT
DEPARTMENT OF STATE BUILDINGS
AGENCY OF ADMINISTRATION
MONTPELIER. VERMONT

STATE OF VERMONT — NEALE F. LAURENCE — No. 3448 — REGISTERED PROFESSIONAL ENGINEER

N.F. LAURENCE and ASSOCIATES, INC.
CONSULTING ENGINEERS
113 WEST MAIN STREET
NORTHBOROUGH, MASSACHUSETTS 01532

DISTRICT Nº 5 GARAGE – A.O.T.
MIDDLEBURY CREEK ROAD MIDDLEBURY, VT.

# HEATING SYSTEM RENOVATIONS.

FLOOR PLAN, DETAILS, DIAGRAM, LEGEND

| DATE: | SCALE: | REVISIONS: | DWG. NO. |
|---|---|---|---|
| 11-30-95 | As Noted | | H-1 |
| DRAWN BY: KA, GN NFLA #786A | APPROVED BY: NFL | | 1 OF 2 |