

AGENCY OF TRANSPORTATION N. FERRISBURGH MAINTENANCE FACILITY


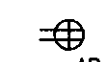
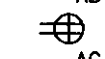



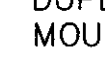













FERRISBURGH

VERMONT


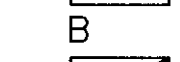







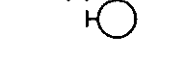

LEGEND

NOTE: NOT ALL SYMBOLS MAY BE USED IN THIS DRAWING SET.

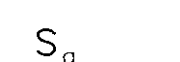





POWER

-  DUPLEX RECEPTACLE, 20A, 125V, 3W, GND. MOUNT BOTTOM 16" A.F.F. (U.O.N.)
-  DENOTES MOUNTING ABOVE COUNTER BACKSPLASH
-  DENOTES MOUNTING ABOVE CEILING
-  DOUBLE DUPLEX (QUAD) RECEPTACLE, 125V, 3W, GND. MOUNT BOTTOM 16" A.F.F. (U.O.N.)
-  SPECIAL RECEPTACLE, 250V MATCH EQUIPMENT PLUG NEMA CONFIG. MOUNT BOTTOM 16" A.F.F. (U.O.N.)
-  DUPLEX RECEPT. W/GFCI, 20A, 125V, 3W, GND. MOUNT BOTTOM 16" A.F.F.
-  DENOTES MOUNTING ABOVE COUNTER BACKSPLASH
-  DENOTES GFI RECEPTACLE IN WEATHERPROOF HOUSING
-  DISCONNECT SWITCH, FUSED, CODE SIZED
-  DISCONNECT SWITCH, NON FUSED, CODE SIZED
-  MOTOR, HORSEPOWER AS SHOWN
-  JUNCTION BOX, FURNISH WITH BLANK COVER, U.O.N.
-  TRANSFORMER
-  PANELBOARD, SURFACE
-  UNDERGROUND ELECTRIC
-  PANELBOARD, FLUSH
-  PUSH BUTTON CONTROL STATION
-  CORD REEL, 20A RATED, APPLETON # _____ OR EQUAL
-  LOW TEMPERATURE SENSOR FOR LOW BUILDING TEMP ALARM, 120V, _____ OR EQUAL
-  TWO CHANNEL SURFACE WIREWAY SYSTEM FOR COMBINATION POWER & TEL/DATA OUTLETS, WIREMOLD 3000 OR APPROVED EQUAL




LIGHTING

-  FLUORESCENT LUMINAIRE (SIZE/SHAPE VARIES)
 -  LUMINAIRE WITH SELF CONTAINED EMERGENCY BATTERY PACK. REFER TO LUMINAIRE SCHEDULE
 -  LUMINAIRE W/O SWITCHING, I.E. 24 HOURS OPERATION REFER TO LUMINAIRE SCHEDULE
 -  SURFACE, CEILING MOUNTED LUMINAIRE
 -  RECESSED CEILING LUMINAIRE
 -  FLUORESCENT STRIP LUMINAIRE
 -  LED EXIT SIGN WITH SELF CONTAINED EMERGENCY BATTERY AND LIGHTS
 -  WALL MOUNTED LUMINAIRE REFER TO LUMINAIRE SCHEDULE
- LIGHTING IDENTIFICATION CONVENTIONS:**
-  B = FIXTURE TYPE IDENTIFICATION. REFER TO LIGHTING SCHEDULE.
 -  α = SWITCH LEG
 -  OCCUPANCY SENSOR





SWITCHING CONTROLS

-  S₀ SWITCH, SPST, 125V, GND, MOUNT TOP AT 44" A.F.F. (SUPERScript DENOTES SIMILARLY MARKED LUMINAIRES CONTROLLED TOGETHER)
-  S₃ THREE-WAY SWITCH, 125V, GND, MOUNT TOP AT 44" AFF
-  S₀ INCANDESCENT DIMMER SWITCH, SLIDER TYPE, SCREWLESS WALL PLATE, MOUNT TOP AT 44" A.F.F.
-  S_M MANUAL MOTOR SENTINEL SWITCH, TOGGLE TYPE W/HEATER, MOUNT AT UNIT, (120V EQUIPMENT ONLY)
-  S_F FAN SPEED CONTROL SWITCH
-  S_{OB} OIL BURNER EMERGENCY SHUT OFF SWITCH WITH RED COVERPLATE, SPST, 125V, GND, MOUNT TOP AT 44" AFF.

TELECOMMUNICATIONS

-  WALL MOUNTED TELEPHONE OUTLET. MOUNT CENTER OF BOX AT 48" A.F.F.
-  TELECOMMUNICATIONS OUTLET, FLUSH, COORDINATE EXACT MOUNTING HEIGHT WITH POWER RECEPTACLE. PROVIDED WITH 2 DATA JACKS AND 1 VOICE JACK UNLESS NOTED OTHERWISE.
-  ^{AB} DENOTES MOUNTING ABOVE DESKTOP SURFACE AREA. COORDINATE WITH FURNITURE PLANS OR OWNER.

MISCELLANEOUS


-  0 **TITLE SCALE** DETAIL NUMBER, TITLE AND SCALE
-  1 KEYED NOTE
-  TC TIME CLOCK
-  X XX MECHANICAL EQUIPMENT TAG, REFER TO MECHANICAL DRAWINGS FOR DEVICE IDENTIFICATION

DRAWING INDEX


- E0 - GENERAL NOTES, DRAWING INDEX, LEGEND
- SE1 - ELECTRICAL SITE PLAN
- E1 - MAIN & UPPER LEVELS ELECTRICAL POWER PLAN
- E2 - MAIN & UPPER LEVELS ELECTRICAL LIGHTING PLAN
- E3 - STORAGE SHEDS A & B & SALT STORAGE SHED ELECTRICAL POWER & LIGHTING PLAN



KIRICK ENGINEERING ASSOCIATES, P.C.
Electrical / Telecom Consulting
5399 WILLISTON ROAD
SUITE 103
WILLISTON, VT 05495
Phone: 802-655-5731 Fax: 888-844-7172



STATE OF VERMONT
DEPARTMENT OF BUILDINGS
AND GENERAL SERVICES
AGENCY OF ADMINISTRATION
MONTPELIER, VERMONT



AGENCY OF TRANSPORTATION
N. FERRISBURGH MAINTENANCE FACILITY
N. FERRISBURGH, VERMONT

SCALE: AS NOTED	DATE: 01/04/06	DRAWN BY: DUG	APPR. BY: HFK
REVISIONS			

DRAWING
LEGEND,
GENERAL
NOTES &
DRAWING
INDEX

E0