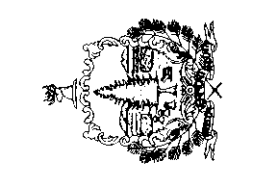


D&W
 DORR AND WELTER, INC.
 ARCHITECTS • PROJECT MANAGERS



STATE OF VERMONT
 DEPARTMENT OF BUILDINGS
 AND GENERAL SERVICES
 AGENCY OF ADMINISTRATION
 MONTPELIER, VERMONT

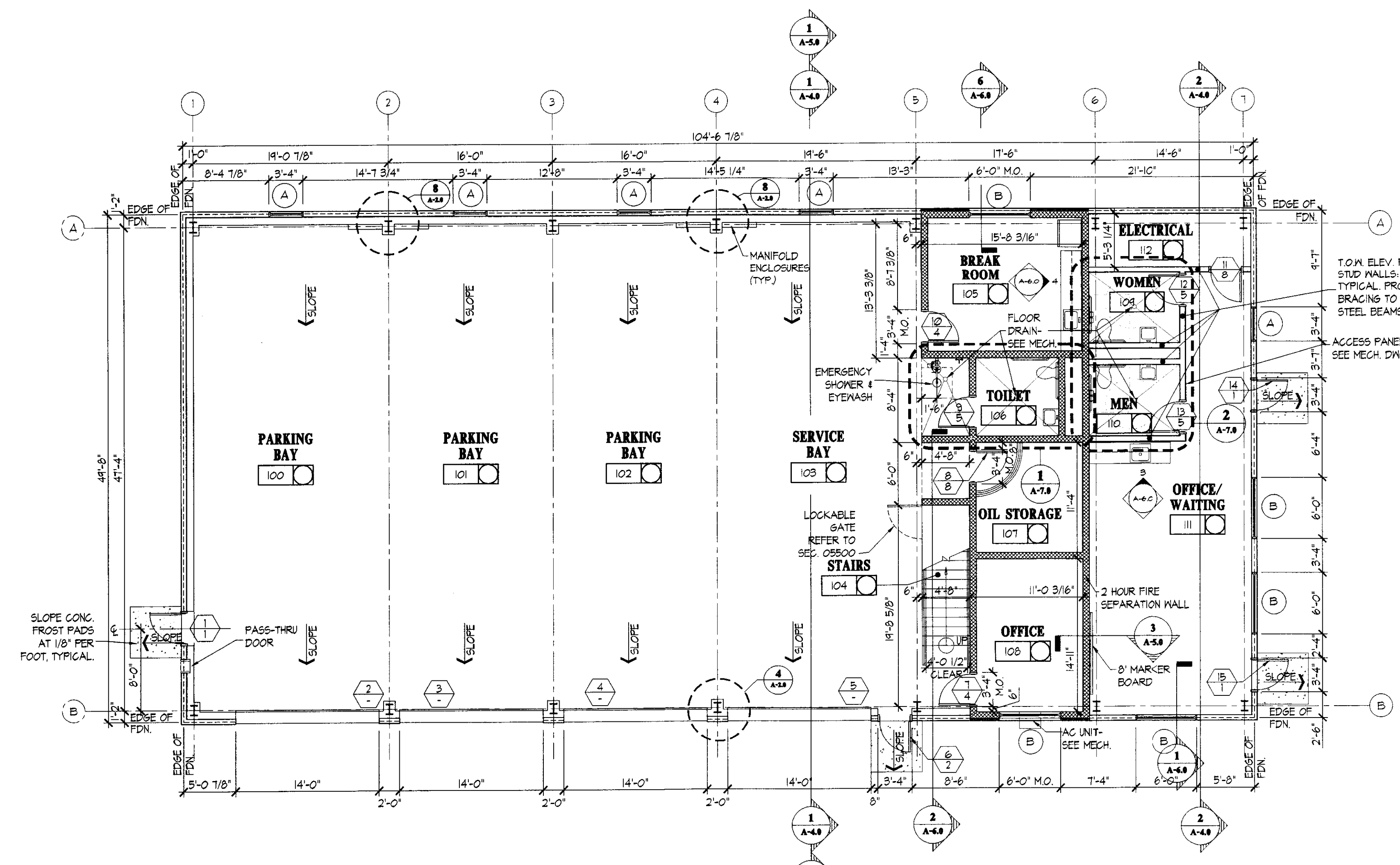


AGENCY OF TRANSPORTATION
 FERRISBURGH MAINTENANCE FACILITY
 NORTH FERRISBURGH VERMONT

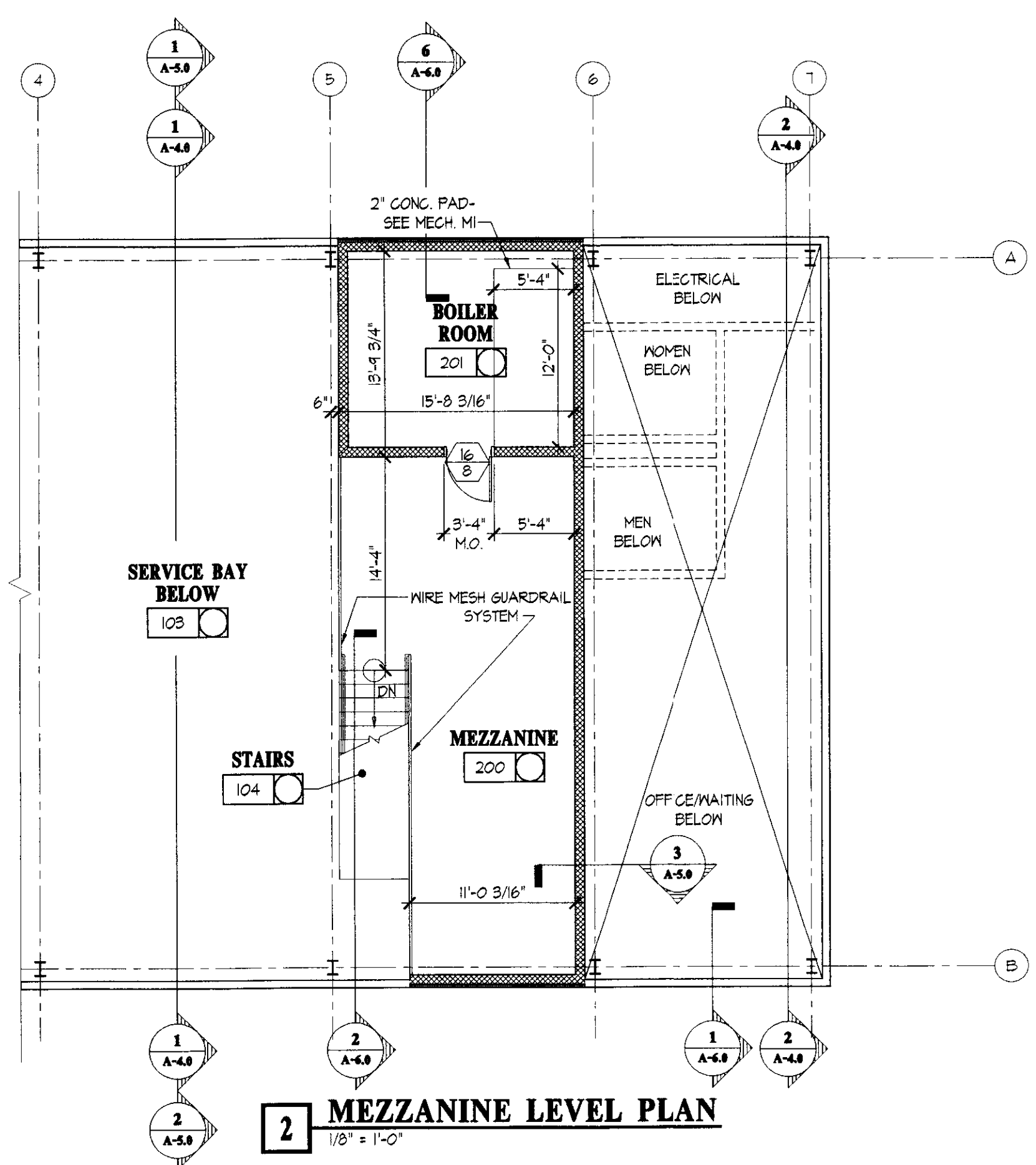
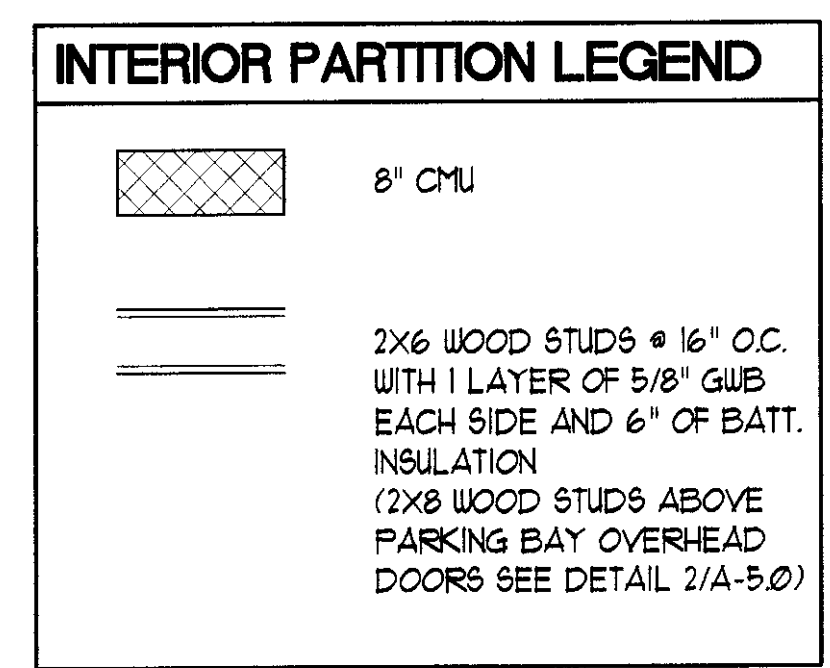
REVISIONS
 SCALE: 1/8" = 1'-0"
 DATE: 1/4/06
 DRAWN BY: A/C
 APPR. BY: A/PB

N. FERRISBURGH
 MAINTENANCE
 GARAGE
 FLOOR PLANS
 AND REFLECT.
 CEILING PLAN

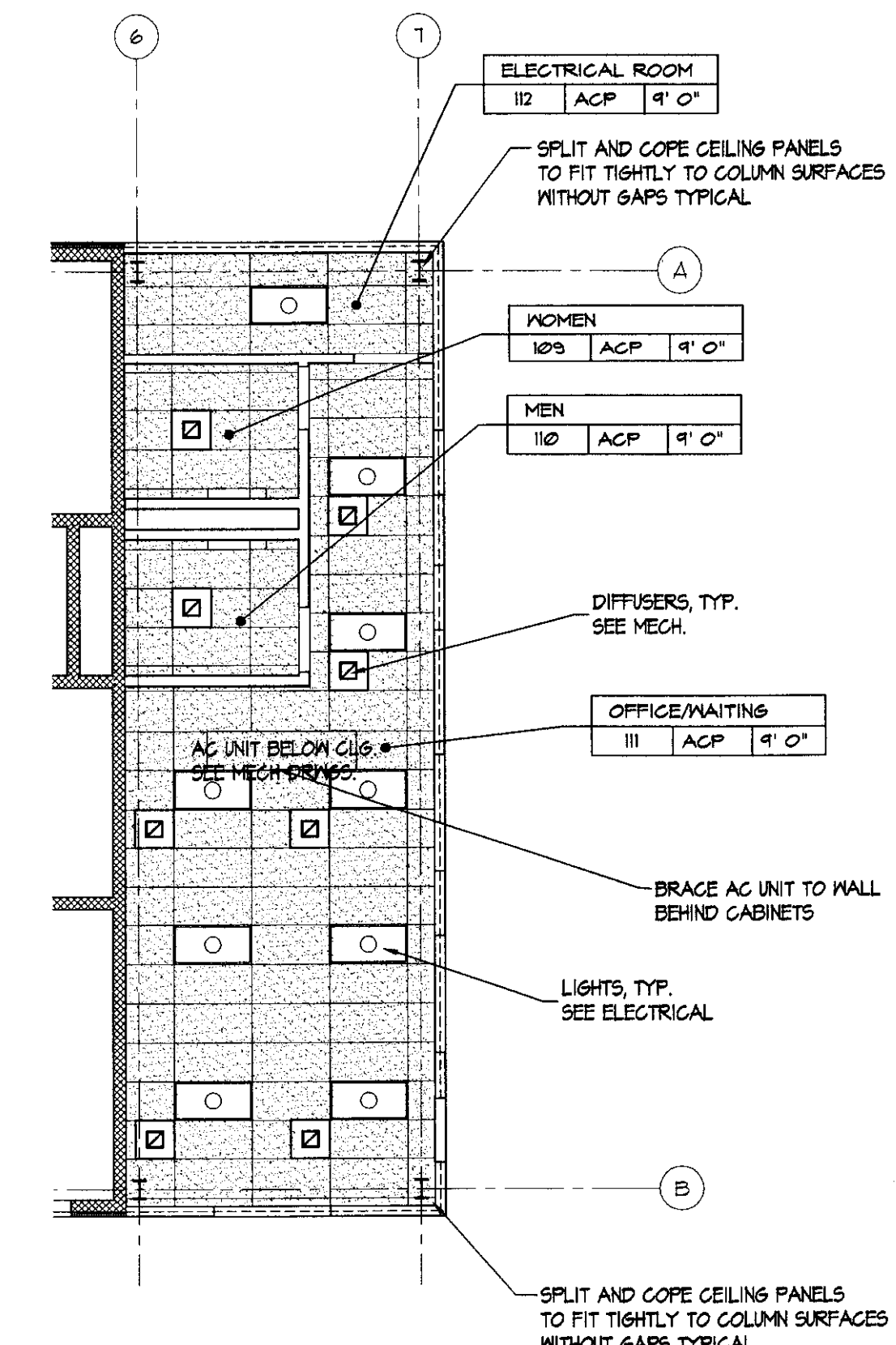
A-1.0
 22 OF 43



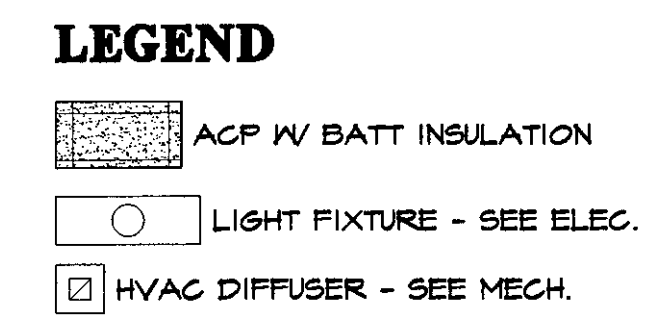
1 MAIN LEVEL PLAN
 1/8" = 1'-0"



2 MEZZANINE LEVEL PLAN
 1/8" = 1'-0"



3 PARTIAL REFLECTED CEILING PLAN
 1/8" = 1'-0"

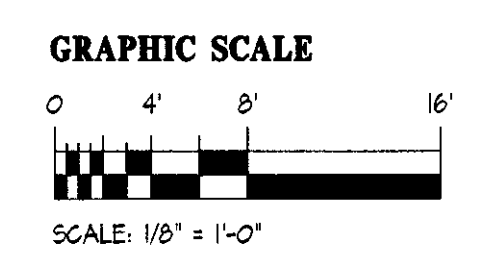


- NOTES:**
- SEE SHEET A-1.0 FOR WINDOW TYPES.
 - SEE SHEET A-1.0 FOR DOOR SCHEDULE AND DETAILS.
 - CONC. PAD FOR BOILER AND HIGH BY G.C. - REFER TO SHEET M1.
 - SLOPE FLOORS TO DRAIN AT ROOMS WHERE FLOOR DRAINS ARE INDICATED. SEE STRUCTURAL DRAWINGS FOR FIN FLOOR ELEVATIONS.
 - CONTROL JOINTS TYPICAL (9 A-3.8) - SEE STRUCTURAL FOR LOCATIONS.

ROOM FINISH SCHEDULE

No.	ROOM TYPE	FLOOR MATERIAL	FINISH	BASE MATERIAL	WALL MATERIAL	FINISH	CEILING MATERIAL	FINISH	REMARKS
100	PARKING BAY	CONC	SEAL & HARD	CONC	OSB	FT	STL BMS & ROOF DECK	PT	FT BEAMS ONLY
101	PARKING BAY	CONC	SEAL & HARD	CONC	OSB	FT	STL BMS & ROOF DECK	PT	FT BEAMS ONLY
102	PARKING BAY	CONC	SEAL & HARD	CONC	OSB	FT	STL BMS & ROOF DECK	PT	FT BEAMS ONLY
103	SERVICE BAY	CONC	SEAL & HARD	CONC	OSB	FT	STL BMS & ROOF DECK	PT	FT BEAMS ONLY
104	STAIRS	CONC	SEAL & HARD	CONC	CMU	FT	STL BMS & ROOF DECK	PT	FT BEAMS ONLY
105	BREAK ROOM	CONC	SEAL & HARD	CONC	CMU	FT	PRECAST CONC PLANK	PT	
106	TOILET	CONC	SEAL & HARD	CONC	CMU	FT	PRECAST CONC PLANK	PT	
107	OIL STORAGE	CONC	SEAL & HARD	CONC	CMU	FT	PRECAST CONC PLANK	PT	
108	OFFICE	CONC	SEAL & HARD	CONC	CMU	FT	PRECAST CONC PLANK	PT	
109	WOMEN	RT		RE	GWB/CMU	FT	ACF W/BATT. INSULATION		
110	MEN	RT		RE	GWB/CMU	FT	ACF W/BATT. INSULATION		
111	OFFICE/WAITING	RT		RE	GWB/CMU	FT	ACF W/BATT. INSULATION		
112	ELECTRICAL	CONC	SEAL & HARD	CONC	GWB/CMU	FT	ACF W/BATT. INSULATION		
200	MEZZANINE	CONC	SEAL & HARD	CONC	CMU	FT	STL BMS & ROOF DECK	PT	FT BEAMS ONLY
201	BOILER ROOM	CONC	SEAL & HARD	CONC	CMU	FT	STL BMS & ROOF DECK	PT	FT BEAMS ONLY

- TYPICAL NOTES:**
- PAINT ALL HOLLOW METAL FRAMES AND TRIM.
 - PAINT ALL EXPOSED STRUCTURE AND MISCELLANEOUS METAL, STAIRS AND RAILINGS.
 - REFER TO FLOOR PLANS FOR LOCATIONS OF WALL TYPES AND WALL MATERIAL.
 - DO NOT PAINT ELEC. CONDUIT, PIPES & OTHER MECH. EQUIP. PAINT WALL PRIOR TO INSTALLATION OF CONDUIT AND PIPES.
 - DO NOT PAINT UNDERSIDE OF GALVANIZED ROOF DECK.



P:\A\0\North Ferrisburgh\REVISED AOT\22-205\Drawings\Working Drawings\442-ar-10.dwg, Layout1, 01/17/2006 10:30:11 PM, ferro, Oca 9800 36-length.pc3