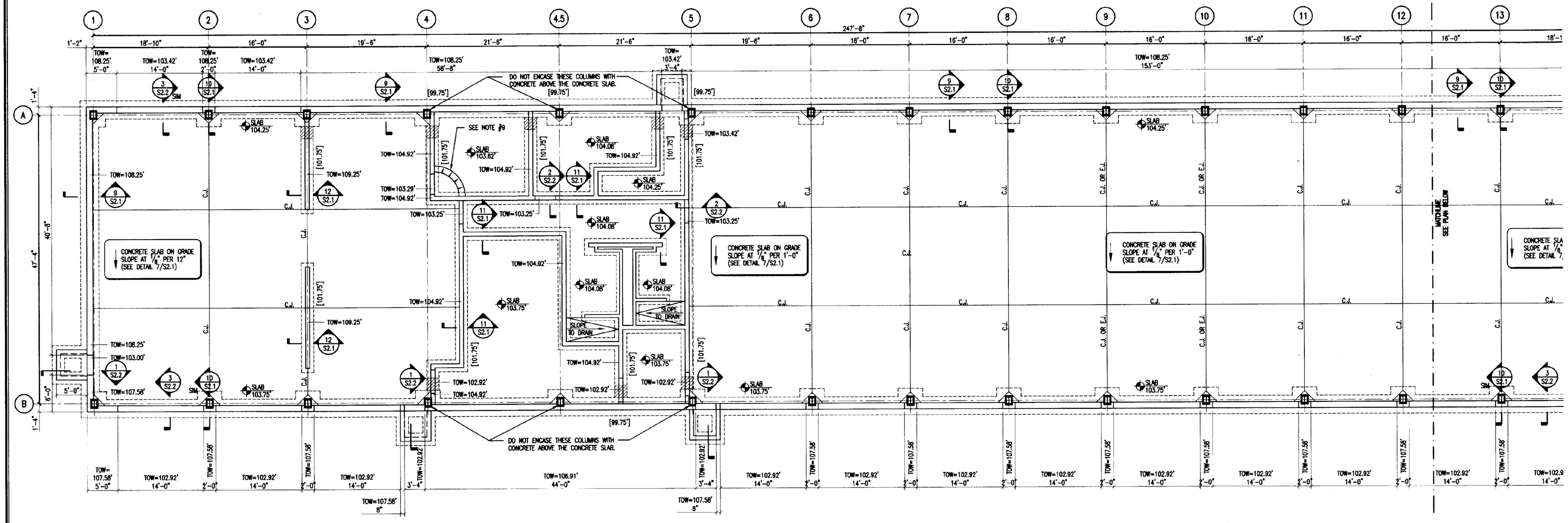

FOUNDATION PLAN

1/8" = 1'-0"

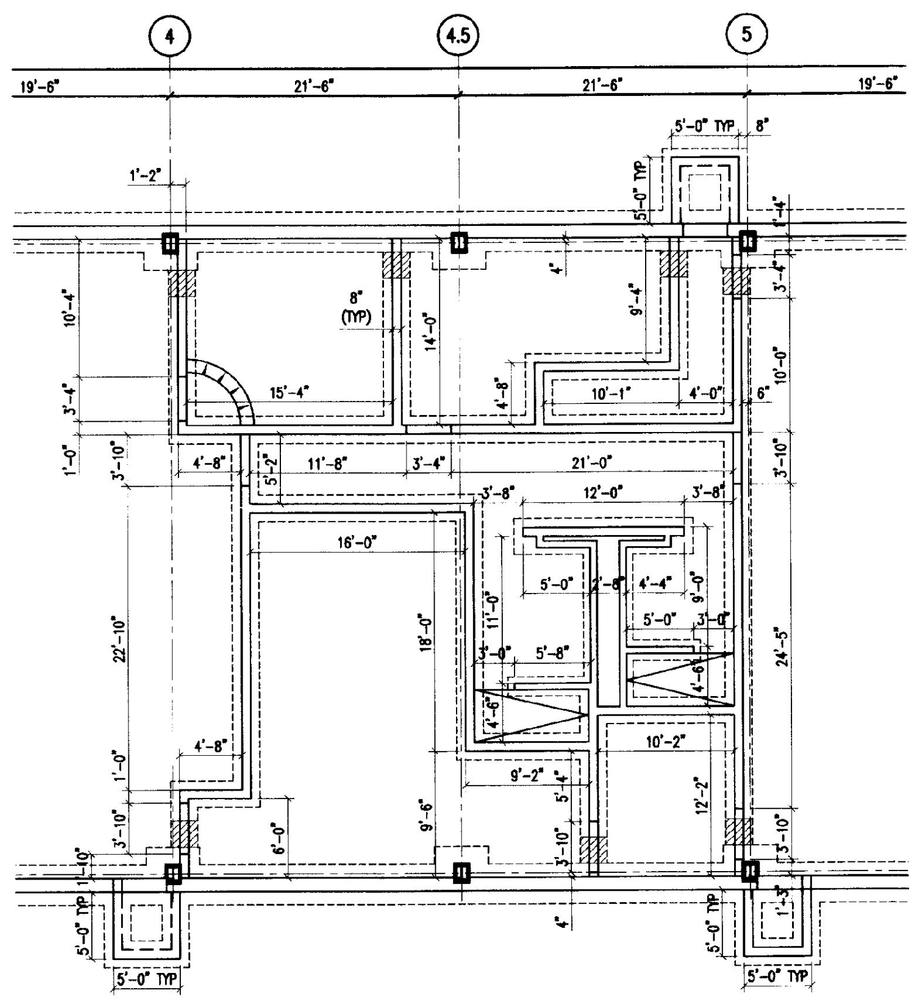

FOUNDATION PARTIAL PLAN – CORE AREA

1/8" = 1'-0"

NOTES:

1.) TOP OF FOOTING AT EXTERIOR WALL [99.75'].
TOP OF FOOTING AT INTERIOR WALL [101.75'].

2.) FOOTING STEP, SEE DETAIL 3/S-2.1

3.) TOP OF PIERS ON COLUMN LINE "A" TO BE AT ELEVATION 103.42'
TOP OF PIERS ON COLUMN LINE "B" TO BE AT ELEVATION 102.92'

4.) ALL COLUMNS TO BE W12x40.

5.) ON GRADE CONCRETE SLABS IN PARKING, LOADING AND MECHANIC BAYS TO SLOPE DOWN AT 1/8" PER 1'-0" FROM NORTH TO SOUTH.

ON GRADE CONCRETE SLABS IN CORE AREAS TO BE FLAT.

6.) ON GRADE CONCRETE SLABS IN PARKING, LOADING AND MECHANIC BAYS TO HAVE IN SLAB RADIANT HEATING SYSTEM, SEE MECHANICAL DRAWINGS.

7.) C.J. - CONTROL JOINT, SEE DETAIL 6/S-2.1

8.) SEE ARCHITECTURAL PLANS FOR MISCELLANEOUS HOUSEKEEPING PADS.

9.) SLOPE CONCRETE RAMP INTO OIL STORAGE ROOM 6" DOWN.

10.) INSTALL EXPANSION JOINT ON COLUMN LINE 9 OR 10, WHICHEVER DOES NOT INTERFERE WITH THE RADIENT HEAT PIPING. REFER TO DETAIL 6/S-2.1.

DESIGN LOADS

DEAD LOADS:
ROOF LOAD 20 psf

LIVE LOADS:
ROOF SNOW LOAD 40 psf
MEZZANINE LIVE LOAD 125 psf

BASIS OF DESIGN

BUILDING CODE: 1987 BOCA CODE

SNOW LOADING:
GROUND SNOW LOAD ..... 40 psf
EXPOSURE FACTOR 0.7
IMPORTANCE FACTOR 1.2
BASIC SNOW LOAD (EXCLUDING DRIFT) ..... 40 psf

WIND LOAD:
BASIC WIND SPEED ..... 70 mph
EXPOSURE CATEGORY C
IMPORTANCE FACTOR 1.5

SEISMIC LOADING:
ZONE 2 (Z) 3/8
HORIZONTAL FORCE FACTOR 1.0
IMPORTANCE FACTOR 1.5
PRODUCT OF FACTORS 0.14

SOIL BEARING CAPACITY 4000psf

0 4' 8' 16'

SCALE: 1/8" = 1'-0"

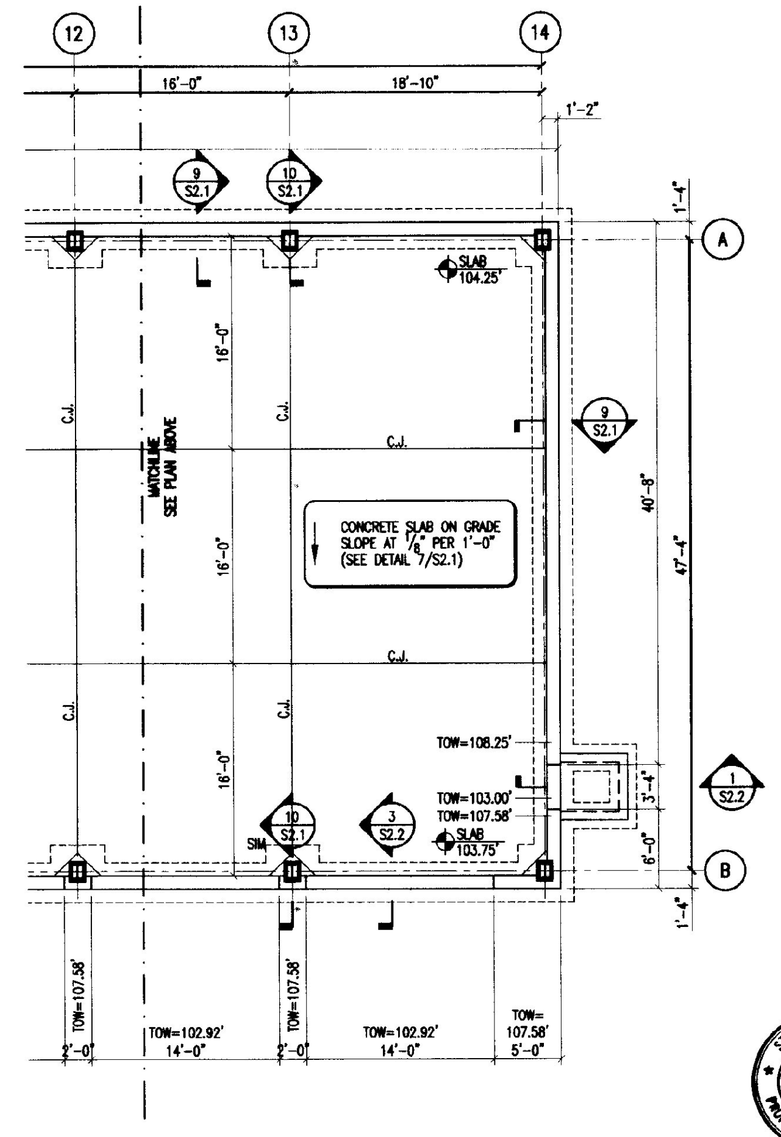

STATE OF VERMONT
DAVID W. DOSSIN
No. 5591
REGISTERED PROFESSIONAL ENGINEER

DORE AND WHITTIER INC.
ARCHITECTS • PROJECT MANAGERS
298 WILLISTON ROAD • SOUTH BURLINGTON • VERMONT

ENGINEERING VENTURES INC
7 Mill Street, Suite 4
Burlington, VT 05401
Tel: 802 863-8888
Fax: 802 863-8886
Engineering@evtcorp.com

STATE OF VERMONT
DEPARTMENT OF BUILDINGS AND GENERAL SERVICES
AGENCY OF ADMINISTRATION
MONTPELIER, VERMONT

AGENCY OF TRANSPORTATION
COLCHESTER MAINTENANCE FACILITY
CHIMNEY CORNERS

COLCHESTER, VERMONT

REVISIONS
MB-00: Final Rev.

SCALE: AS NOTED
DATE: OCT 15, 1999
DRAWN BY: KW/JMM
APPR. BY: DWB

COLCHESTER
MAINTENANCE GARAGE
FOUNDATION PLAN

S-1.0

S:\PROJECTS\0-1999\99194 Colchester Garage\dwg\99194s1-0.dwg Thu Mar 02 15:41:34 2000 Engineering Ventures Inc.