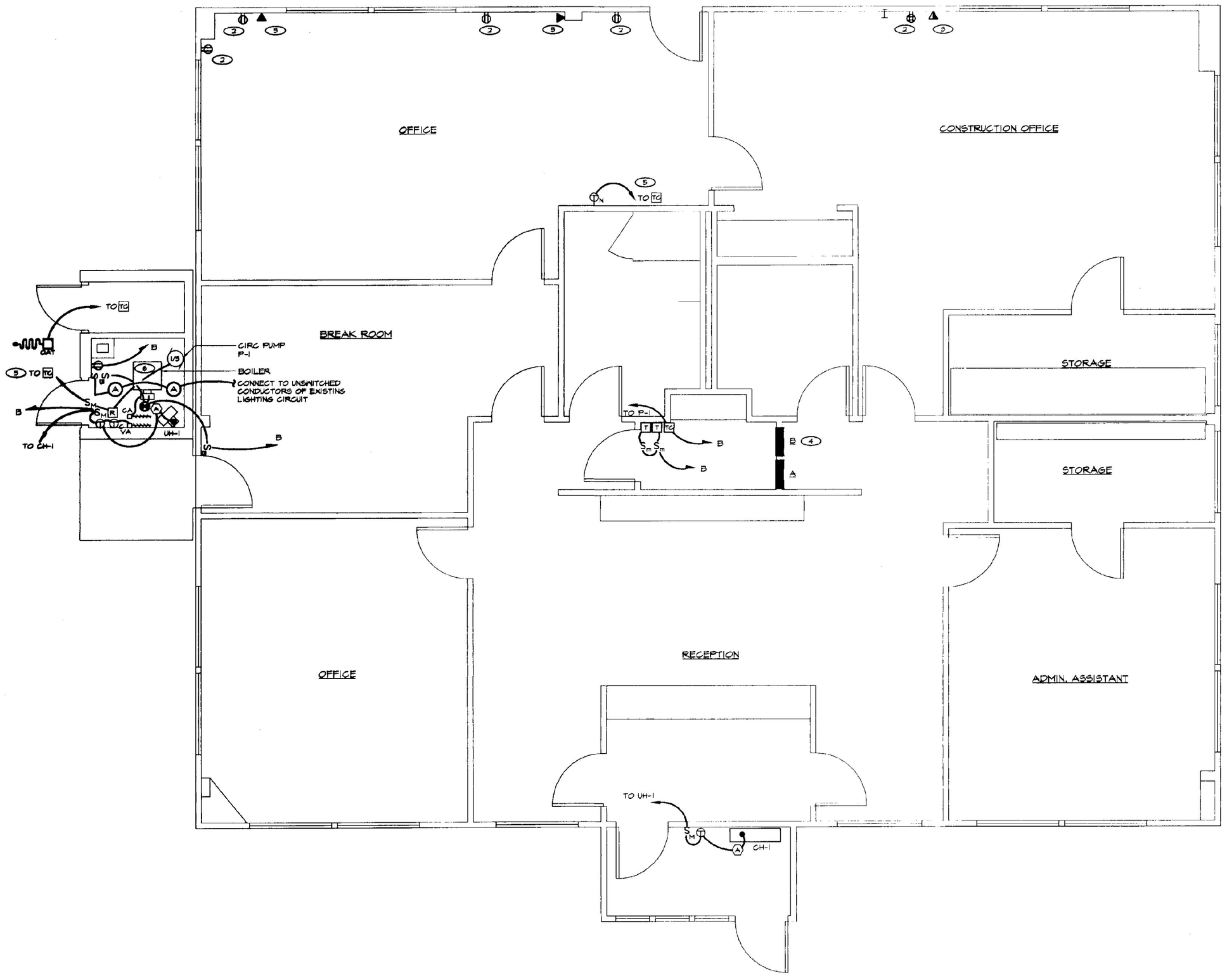

MAIN FLOOR PLAN - ELECTRICAL

SCALE: 1/4"=1'-0"

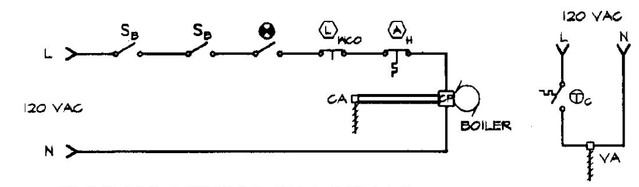

BOILER WIRING DIAGRAM

NOT TO SCALE

NOTES:
1. BONDING CONDUCTOR IS NOT SHOWN.
2. INTERLOCK COMBUSTION AIR DAMPER WITH BURNER MOTOR.

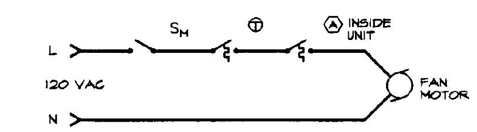

CABINET HEATER WIRING DIAGRAM

NOT TO SCALE

NOTES:
1. BONDING CONDUCTOR IS NOT SHOWN.
2. SIMILAR FOR UNIT HEATERS.

THE STATE OF VERMONT
CHARLES F. LANE No. 4100
PROFESSIONAL ENGINEER

Charles F. Lane

NO.	ISSUED FOR	DATE
4	RE-BID INCORPORATE ADDENDA	11/00
3	BIDDING	05/00
2	OWNER REVIEW 100% SUBMISSION	01/25/00
1	OWNER REVIEW	10/18/99

LANE ASSOCIATES CONSULTING ENGINEERS, P.C.

HEATING, VENTILATION, & AIR CONDITIONING, PLUMBING, FIRE PROTECTION, & ELECTRICAL

CHARLES F. LANE, P.E.
DANIEL W. DUPRAS, P.E.
WILLIAM C. LANE, P.E.

51 KILLINGTON AVENUE,
RUTLAND, VERMONT 05701

TELEPHONE: (802)747-3346
FAX/MODEM: (802)747-3356

MAIN FLOOR PLANS
ELECTRICAL

A.O.T. DISTRICT NO.4 OFFICE
HEATING SYSTEM REPLACEMENT
WHITE RIVER JUNCTION, VERMONT

E
2

APPR:	CFL	DRAWN:	WJP	SCALE:	AS NOTED	PROJ. NO.	9920-01