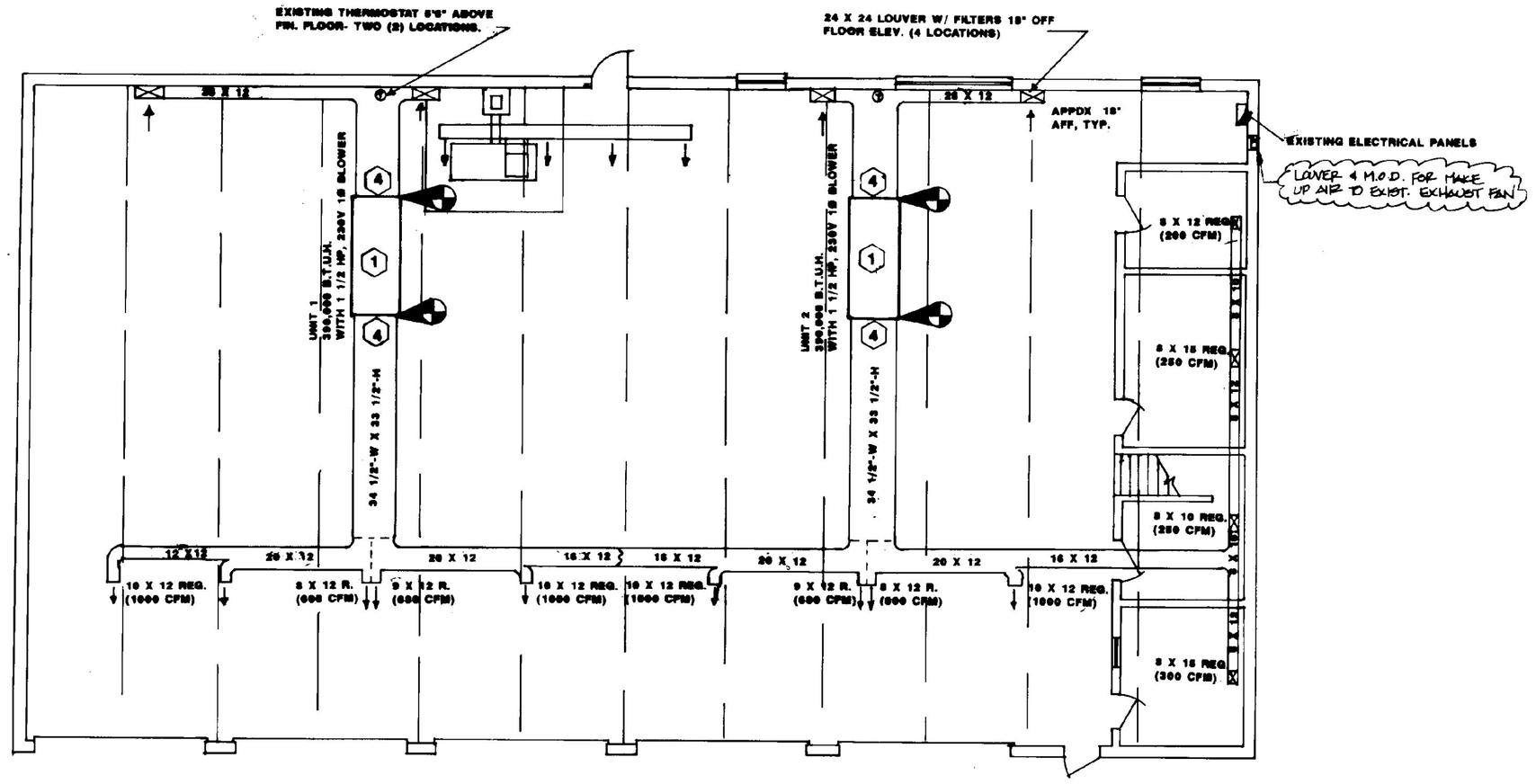

PLAN- WHITE RIVER JCT. GARAGE

SCALE: 1/8" = 1'-0"

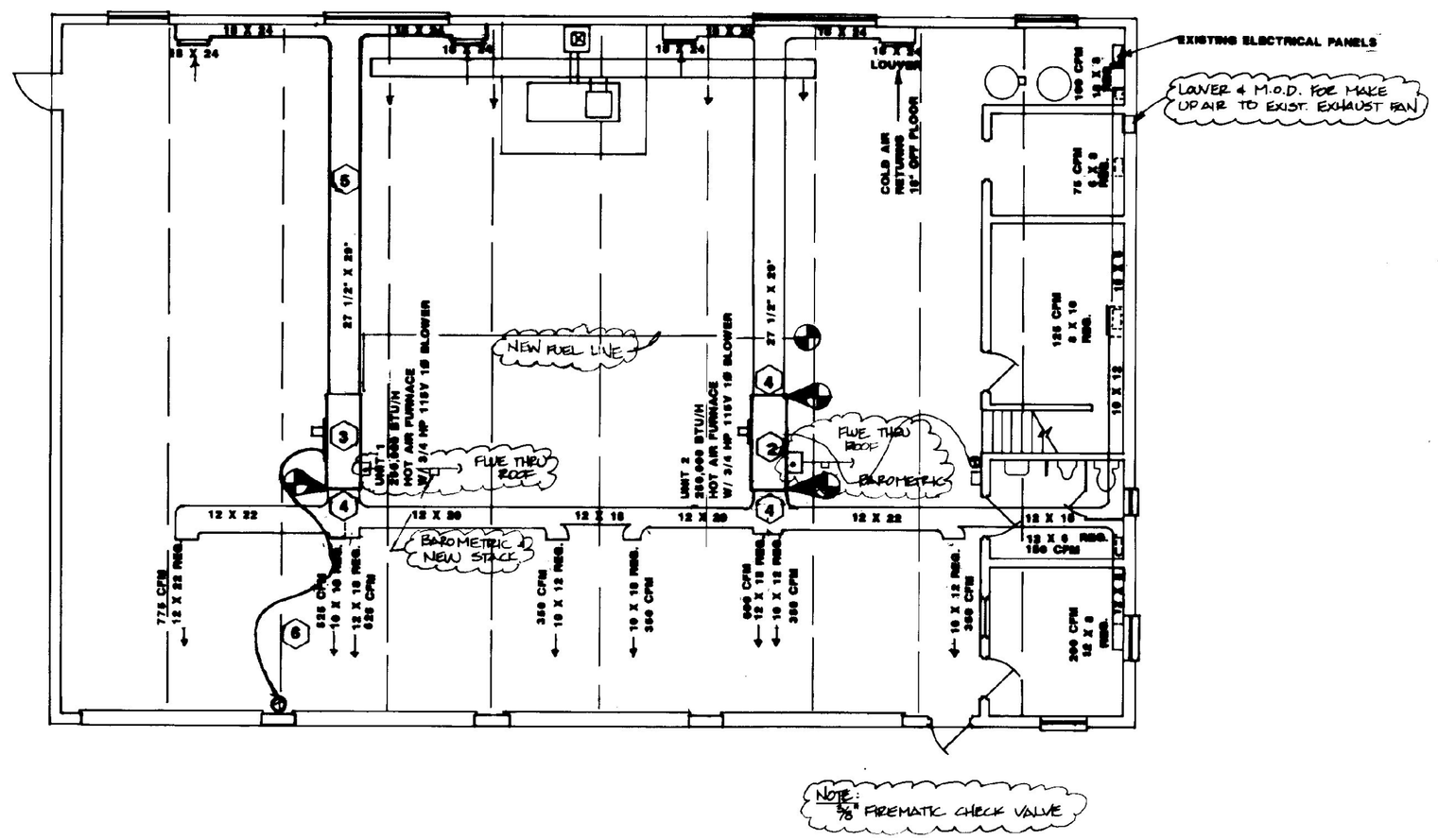

PLAN- THETFORD GARAGE

SCALE: 1/8" = 1'-0"

NOTES:

CONNECTION BETWEEN NEW & EXISTING

1. REPLACE EXISTING FURNACE WITH NEW JACKSON CHURCH MODEL OL560S390RH FURNACE, REUSE EXISTING CONTROLS, ELECTRICAL, FUEL AND VENT PIPING.
2. REPLACE EXISTING LENNOX MODEL CVF20590 FURNCE WITH NEW JACKSON CHURCH MODEL OL280S23RH FURNACE. REUSE EXISTING ELECTRICAL, CONTROLS, FUEL AND VENT PIPING.
3. PROVIDE NEW JACKSON CHURCH MODEL OL280S23RH FURNACE. REUSE EXISTING ELECTRICAL AND FUEL PIPING. PROVIDE NEW CONTROLS AND VENT PIPING WITH NEW ROOF PENETRATOR. NOTE: VENT MAY EXIST ABOVE SEALED ROOF PENETRATION. IF IN GOOD SHAPE, REUSE.
4. MODIFY EXISITING DUCTWORK TO FIT NEW FURNACE, PROVIDE VIBRATION ISOLATOR.
5. PROVIDE NEW DUCTWORK, PAINT TO MATCH EXISTING. PROVIDE NEW RETURN AIR GRILLS TO MATCH EXISTING.
6. PROVIDE NEW THERMOSTAT, AND WIRING.

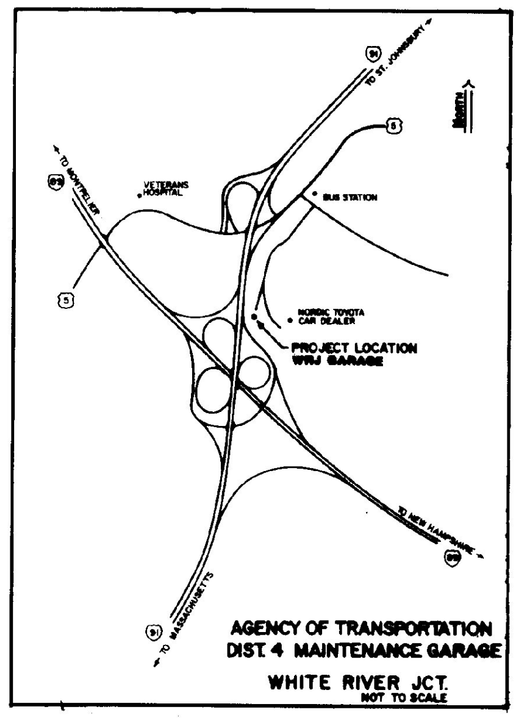

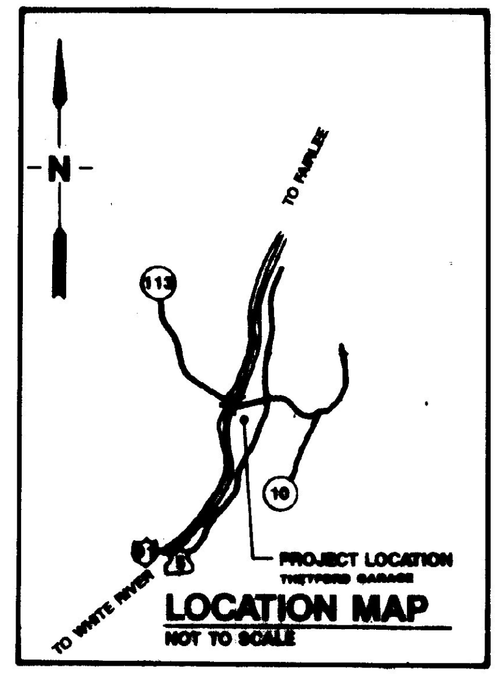

LOCATION MAP
NOT TO SCALE

STATE OF VERMONT
DEPARTMENT OF STATE BUILDINGS
AGENCY OF ADMINISTRATION
MONTPELIER. VERMONT

REPLACE FURNACES
THETFORD & WHITE RIVER JCT.
HIGHWAY GARAGE

DATE: JULY 25, 1996	SCALE: AS NOTED	REVISIONS: AS-BUILT 12/4/97	DWG. NO. 1
DRAWN BY: C. S. FOSTER	APPROVED BY: TEIGH		1 OF 1