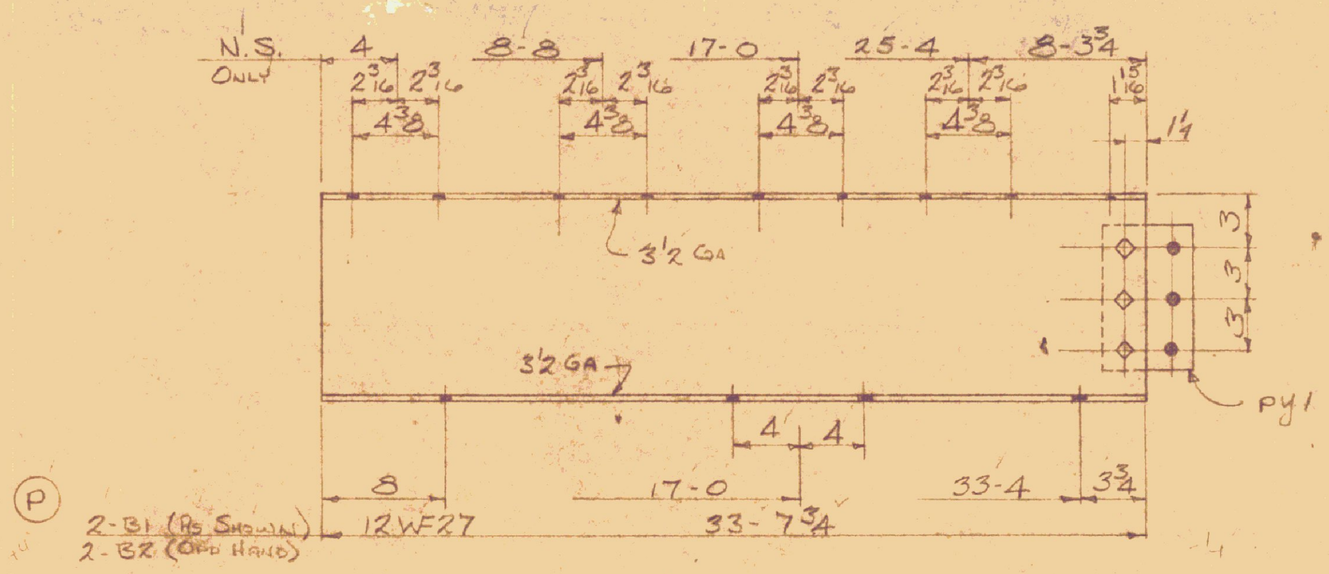

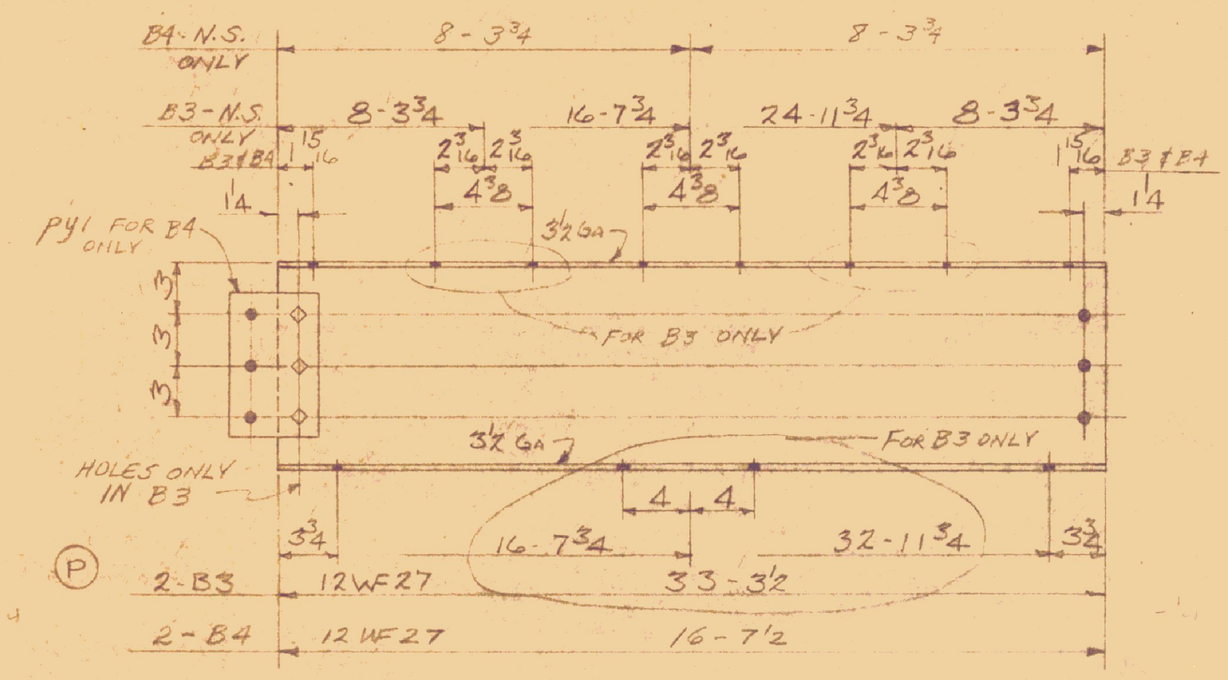

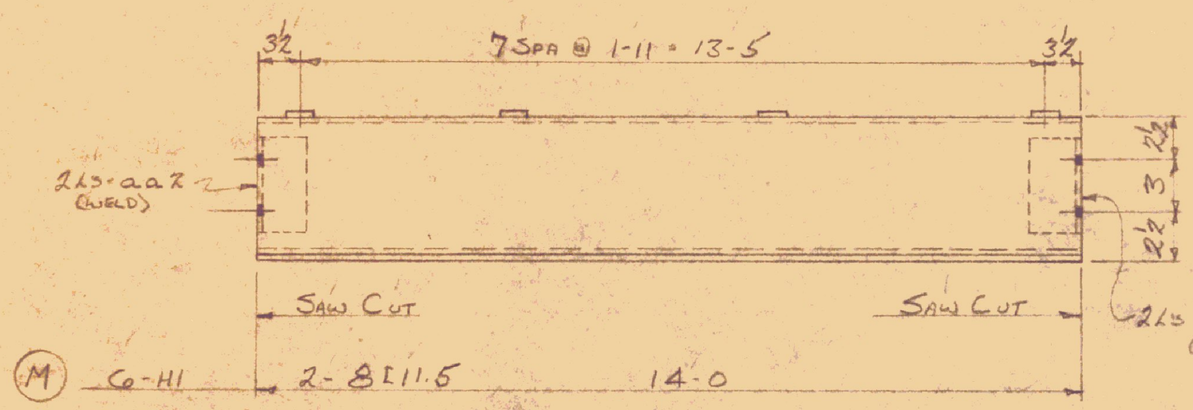

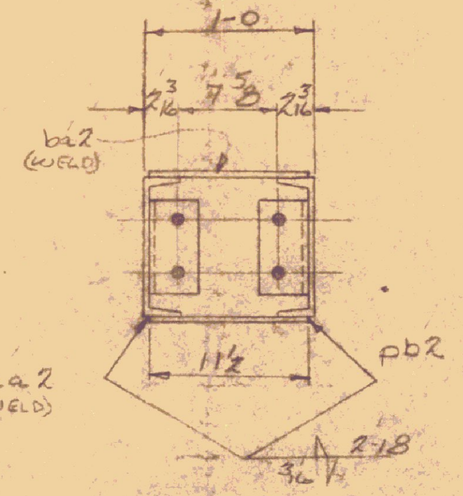

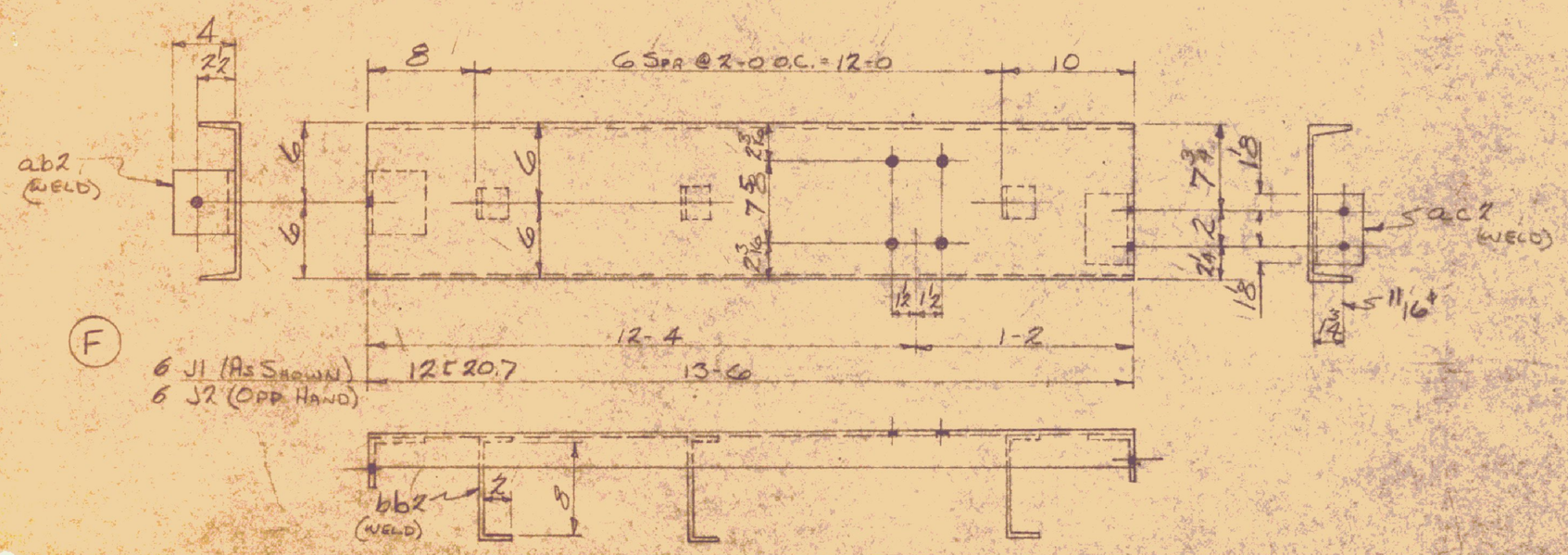

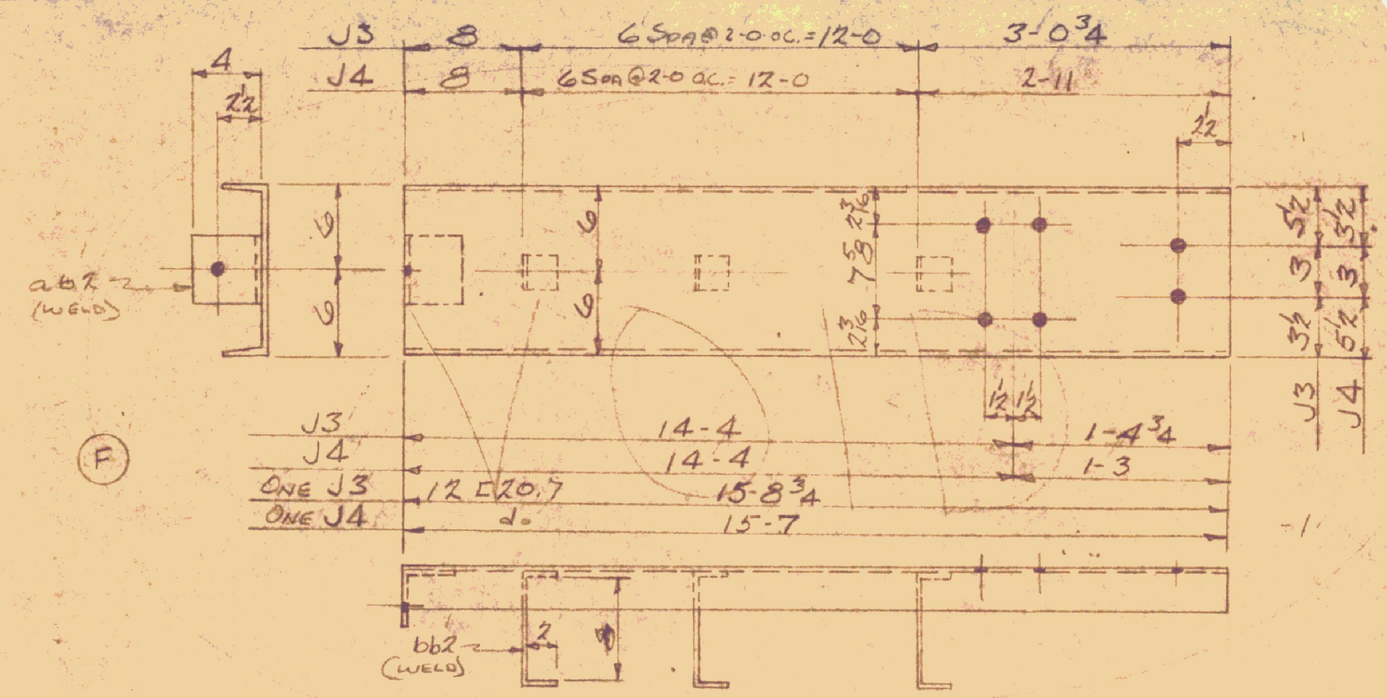

BILL OF MATERIAL

NO. PIECES	MARK	DESCRIPTION	LENGTH FT.	LENGTH IN.		WEIGHT
		2 BEAMS B1	(P)			
		2 do B2				
4		12WF27	33	7¾	ORD. B51784	
4		pyl			1 ea FOR B1 & B2	
12		¾" ϕ BOLTS w/NUTS	0	1½	3 ea FOR B1 & B2	
		2 BEAMS B3	(P)			
2		12WF27	33	3½	ORD. B51784	
		2 BEAMS B4	(P)			
2		12WF27	16	7½	ORD. B51784	
2		pyl			1 ea FOR B4	
6		¾ ϕ BOLTS w/NUTS	0	1½	3 ea FOR B4	
		6 DOOR HEADERS	H1	(M)		
12		8[11.5	14	0	SCALE RES @ 50/55	
48	ba2	BAR 2x¼	0	11½	RES @ 20-0	
24	aa2	L 3x3x⅜	0	5½	RES @ 40-0	
6	pb2	PL 11½x¼	14	0	RES. 1 EA. PL 60x½ p 20-0	
		6 DOOR JAMBS	J1	(F)		
		6 DOOR JAMBS	J2			
12		12[20.7	13	6	RES @ 55/60	
84	bb2	BT BAR 2x¼	1	0	RES @ 20-0	
12	ab2	L 6x6x½	0	6	STK	
12	ac2	L 3x3x¼	0	4½	STK	

VERMONT STRUCTURAL STEEL CORPORATION
BURLINGTON, VT.

		DATE
DRAWN BY	CB	8-15-62
C'K'D BY	K.T.B.	8-20-62

HOLES 13/16 ϕ AS NOTED
RIVETS
PAINT THEMEG GREEN 994

PROJECT GARAGE FOR DIST. #5
LOCATION ROYALTON, VERMONT
CUSTOMER STATE OF VERMONT DEPT. OF HIGHWAYS
ARCHITECT
JOB NO. 62-579 SHEET NO. 2

PRINT RECORD NO.	FOR	DATE
3	APP	8-30
3	SHOP	8-30