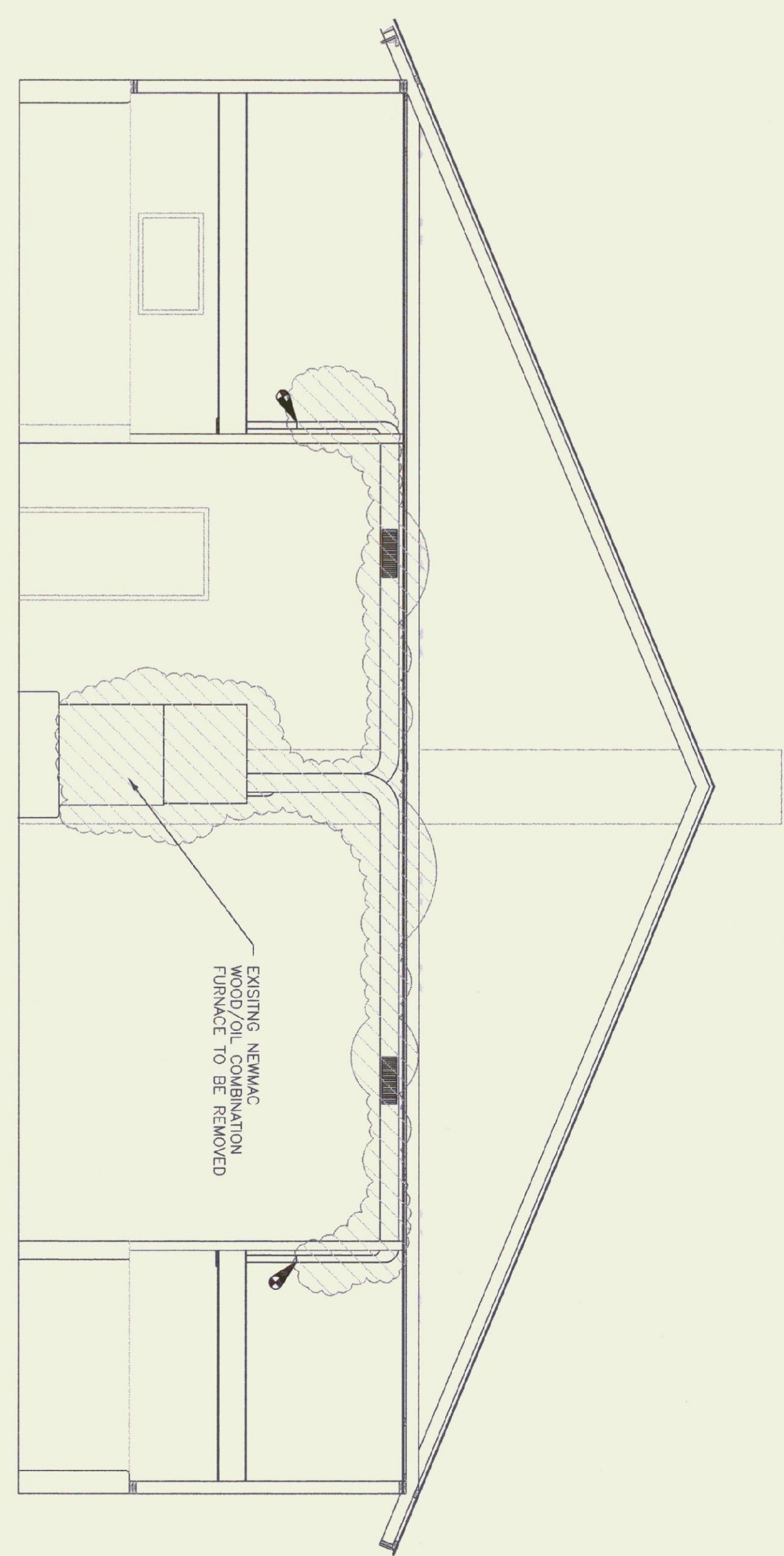


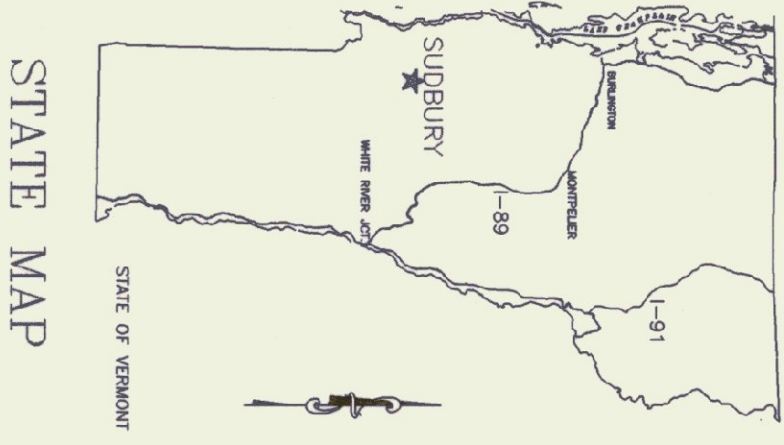
FLOOR PLAN
1/4" = 1'-0"

LEGEND	
	BALL VALVE
	FUSE-MATIC VALVE
	UNION
	SPRING ISOLATOR
	CHECK VALVE
	CONNECTION BETWEEN EXIST. & NEW
	WEBSTER OSV
	THERMOSTAT MOUNT @ 5' A.F.F.
	FUEL/OIL TRANSFER PUMP
	PRESSURE GAUGE
	TO BE REMOVED

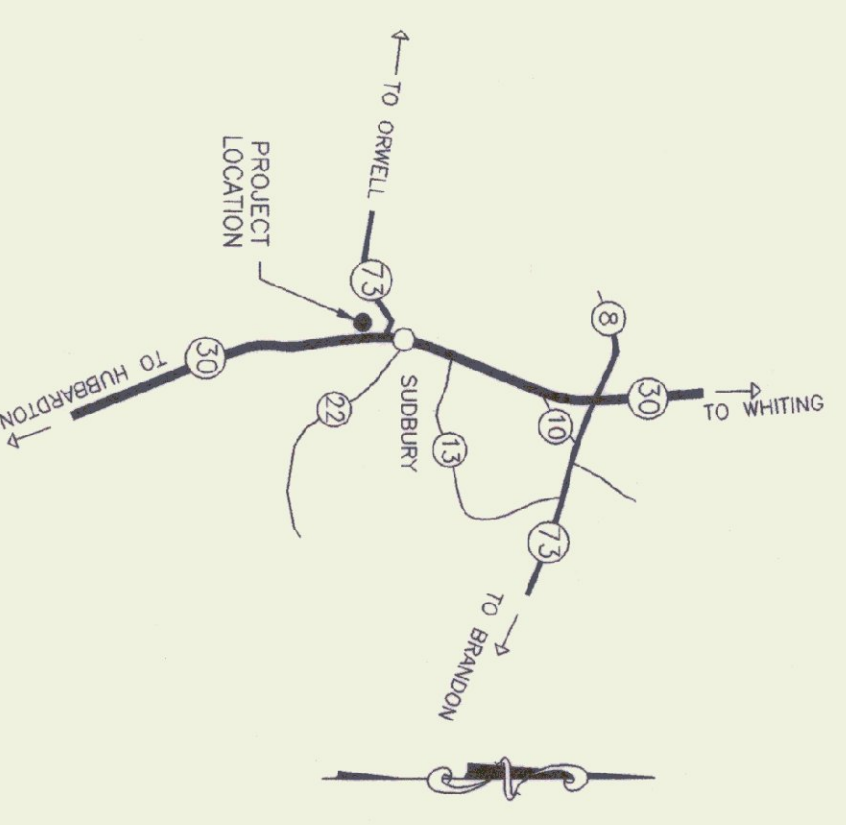


SECTION
1/4" = 1'-0"

NOTES:
EXISTING FURNACE TO REMAIN OPERATIONAL UNTIL THE NEW OIL FURNACE IS FUNCTIONAL.
UNLESS CONTRACTOR PROVIDES ADEQUATE TEMPORARY HEAT.



STATE MAP



TOWN of SUDBURY MAP

SCALE: AS NOTED DATE: OCT 1996 DRAWN BY: G. D. NORWOOD APPR. BY: <i>[Signature]</i>	REVISIONS	SUDBURY - A.O.T. GARAGE HEATING DEMO PLAN & NOTES SUDBURY, VERMONT	STATE OF VERMONT Department of Buildings & General Services Agency of Administration Montpelier, Vermont
	SUDBURY HEATING		
	DEMO PLAN		
	A-1 1 OF 2		