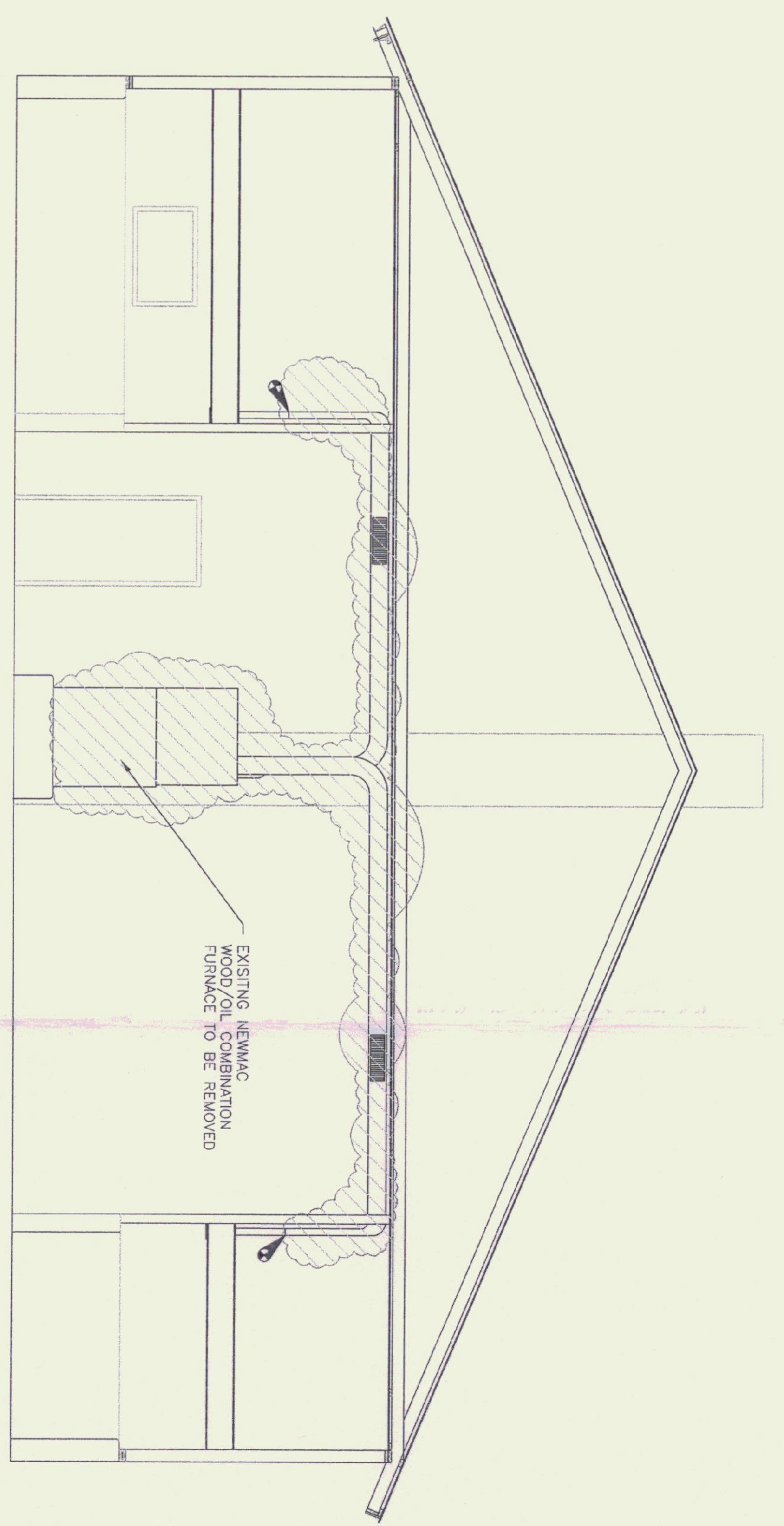


EXISTING 1/2" FUEL/OIL SUPPLY & RETURN PIPING TO BE REMOVED

FLOOR PLAN
1/4" = 1'-0"

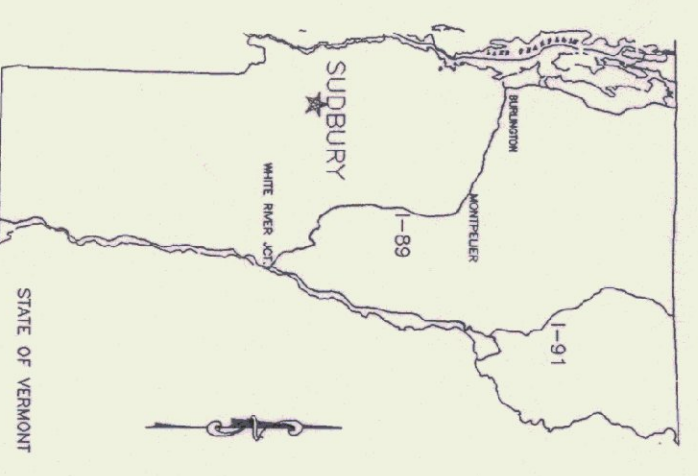
LEGEND	
	BALL VALVE
	FUSE-MATIC VALVE
	UNION
	SPRING ISOLATOR
	CHECK VALVE
	CONNECTION BETWEEN EXIST. & NEW
	WEBSTER OSV
	THERMOSTAT MOUNT @ 5' A.F.F.
	FUEL/OIL TRANSFER PUMP
	PRESSURE GAUGE
	TO BE REMOVED



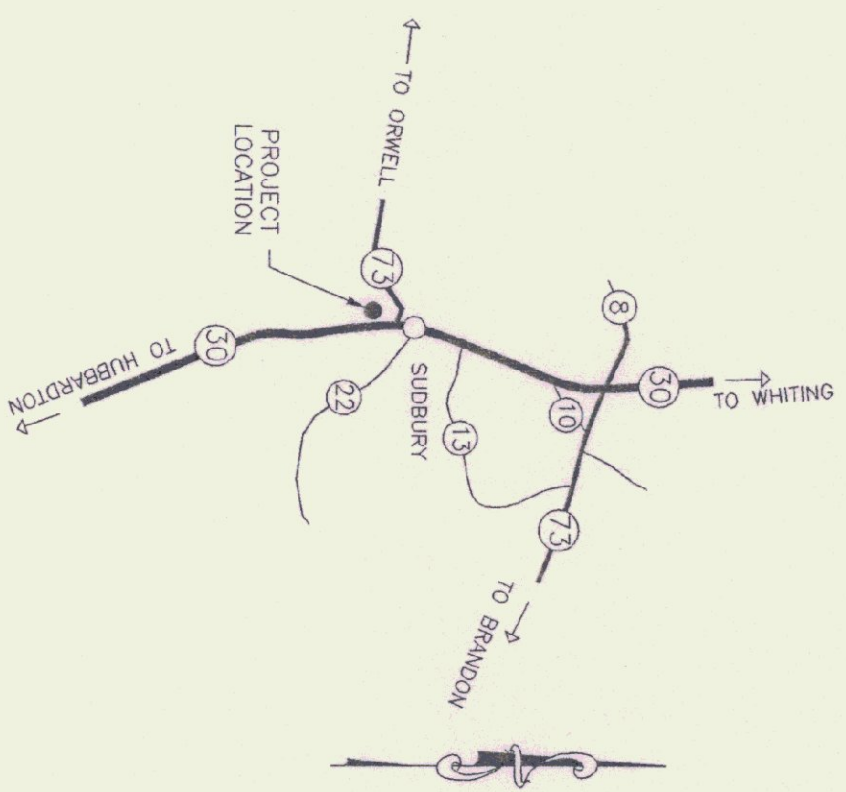
EXISTING NEW-MAC WOOD/OIL COMBINATION FURNACE TO BE REMOVED

SECTION
1/4" = 1'-0"

NOTES:
EXISTING FURNACE TO REMAIN OPERATIONAL UNTIL THE NEW OIL FURNACE IS FUNCTIONAL. UNLESS CONTRACTOR PROVIDES ADEQUATE TEMPORARY HEAT.



STATE MAP



TOWN of SUDBURY MAP

DEMO PLAN HEATING A-1 1 OF 2	SCALE: AS NOTED DATE: OCT 1996 DRAWN BY: G.P. MORWOOD APPR. BY: <i>HJ</i>	REVISIONS	SUDBURY - A.O.T. GARAGE HEATING DEMO PLAN & NOTES SUDBURY, VERMONT		STATE OF VERMONT Department of Buildings & General Services Agency of Administration Montpelier, Vermont
---------------------------------------	--	-----------	---	--	---