

FOUNDATION PLAN
1/4" = 1'-0"

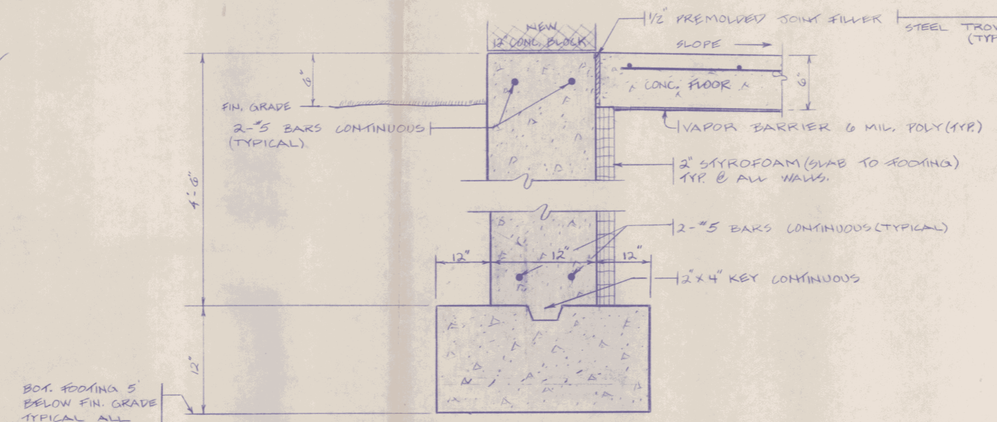

SECTION A-A FOOTING DETAIL
TYPICAL FOR TWO WALLS & SLAB (NTS)

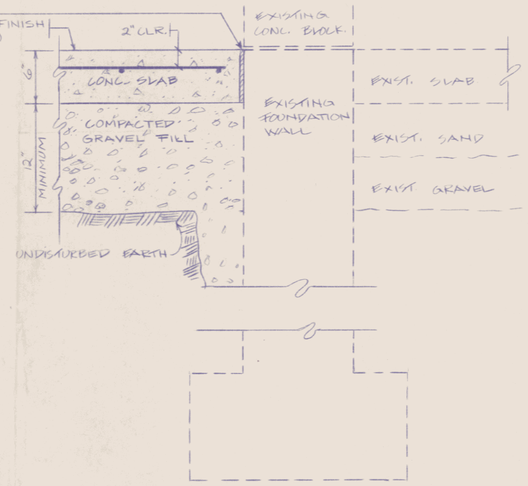

SECTION B-B BUTTING TO EXIST. WALL
N.T.S.

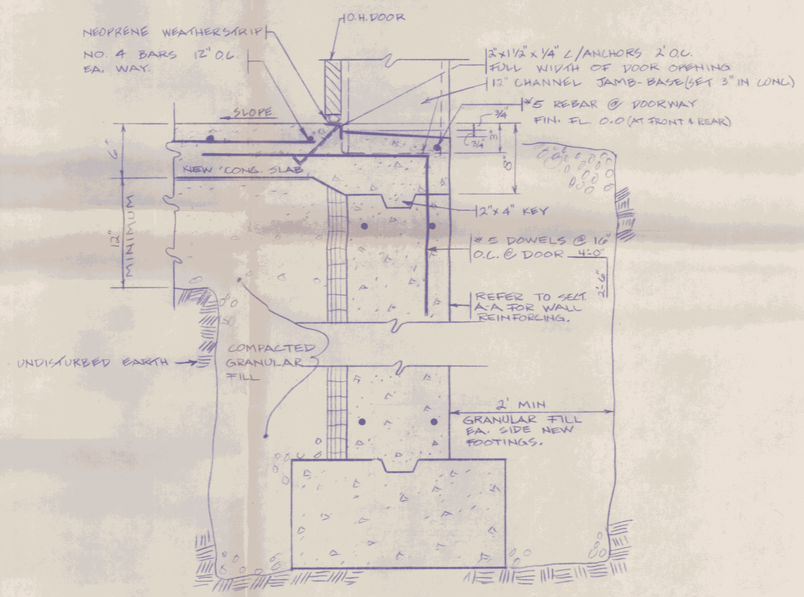

SECTION C-C FOOTING & SLAB DETAIL @ O.H. DOOR
N.T.S.

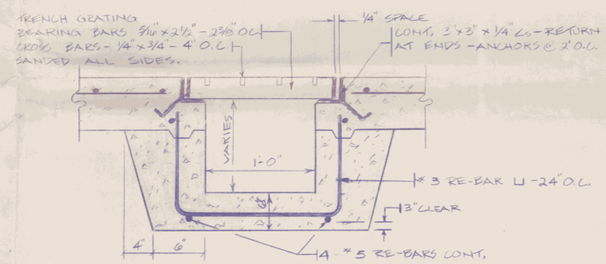

SECTION D-D TRENCH DETAIL
NTS.

REFER TO DRAWING #2 OF 3 FOR MATERIAL SPECIFICATIONS.

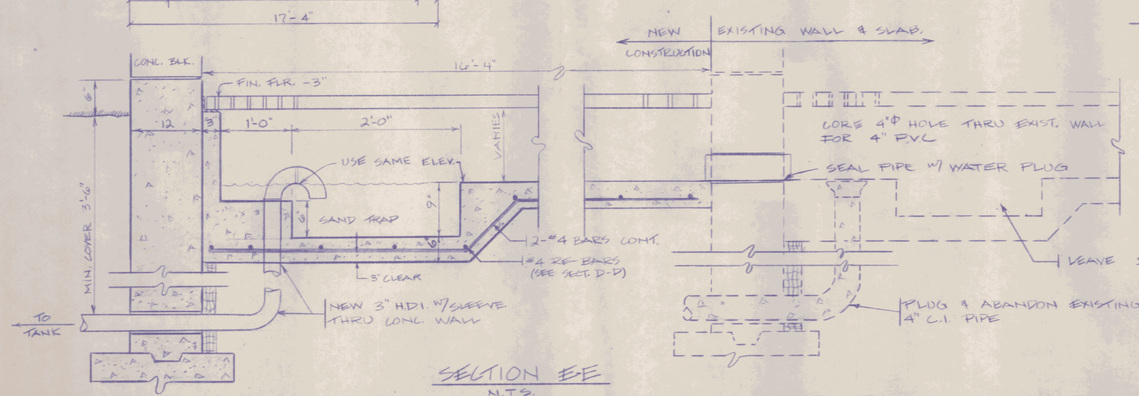

SECTION E-E
N.T.S.

M3-Rut

STATE OF VERMONT
DEPARTMENT OF STATE BUILDINGS
AGENCY OF ADMINISTRATION
MONTPELIER. VERMONT

PROPOSED ADDITION FOR
A.O.T.
RUTLAND HIGHWAY GARAGE
RUTLAND, VERMONT

DATE: 1-16-87	SCALE: AS NOTED	REVISIONS:	DWG. NO.
DRAWN BY: R. RETREAULT	APPROVED BY: F. PRATT		1 OF 3