


**ELECTRICAL PLAN**


SCALE: 1/8" = 1'-0"

HORIZONTAL SCALE IN FEET




ELECTRICAL LEGEND			
\$T	15 MINUTE SPRING-WOUND SWITCH - SINGLE POLE PROVIDED & INSTALLED BY EC	EC	ELECTRICAL CONTRACTOR (DIVISION 16)
⊠	MOTOR STARTER RELAY, PROV. BY MC, INSTALLED BY EC	MC	MECHANICAL CONTRACTOR (DIVISION 15)
□	SAFETY DISCONNECT PROV. AND INSTALLED BY EC.	EF	EXPLOSION-PROOF EXHAUST FAN, PROVIDED BY MC, WIRED BY EC.
▨	PANEL	WP	WEATHERPROOF, NEMA 3R RATED
—	BRANCH CIRCUIT	<E>	EXISTING EQUIPMENT TO REMAIN
□	JUNCTION BOX	GC	GENERAL CONTRACTOR
⊠	CARBON-MONOXIDE DETECTOR, PROVIDED BY MC, WIRED BY EC	ES	EQUIPMENT SUPPLIER
⊠	HUMIDISTAT, PROVIDED BY MC, WIRED BY EC	TYP.	TYPICAL OF ALL
⊠	MOTOR	GEN	GENERATOR
		MOD	MOTOR-OPERATED DAMPER

- KEYED NOTES:**
- 1 PROVIDE WIRING TO TIMER SWITCH, HUMIDISTAT, & CO DETECTOR SO THAT THE MOD WILL OPERATE IF ANY OF THE ABOVE ITEMS ARE ACTIVATED. END SWITCH ON MOD SHALL ENERGIZE RELAY TO START EXHAUST FAN. REFER TO MECHANICAL DRAWING, M1.
  - 2 EXISTING PANEL "SP" IS A CHALLENGER LOADCENTER. 11 SPACES AVAILABLE. PROVIDE NEW BREAKERS AND CIRCUITS FOR THE NEW WIRING AS SHOWN.



STATE OF VERMONT  
 Department of Buildings  
 and General Services  
 Agency of Administration  
 Montpelier, Vermont



**Pearson & Associates**  
 MECHANICAL & ELECTRICAL ENGINEERS  
 P.O. BOX 610 STOWE, VERMONT 05672  
 TEL. (802) 253-9607 FAX. (802) 253-9280  
 EMAIL: pearson@stoveri.net

AGENCY OF TRANSPORTATION  
 RUTLAND AOT GARAGE DISTRICT 3  
 VENTILATION SYSTEM  
 RUTLAND VERMONT

REVISIONS
SCALE: AS SHOWN
DATE: MAY 2007
DRAWN BY: ASG
APPR. BY: EEP

AGENCY OF TRANSPORTATION  
 GARAGE & OFFICES  
 ELECTRICAL PLAN

