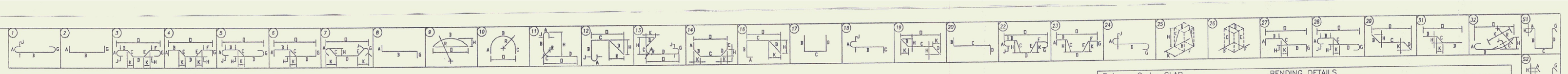

Release Code: SLAB					BENDING DETAILS.											
Bar Mark	Qty	Size	Total length	Type	'A'	'B'	'C'	'D'	'E'	'F'	'G'	'H'	'J'	'K'	'O'	'R'
4D01	2	#4	12'11"	2	5"	12'6"										
4D02	5	#4	22'3"	2	5"	22'10"										
4D03	4	#4	24'1"	2	5"	23'8"										
4D04	73	#4	24'3"	2	5"	23'10"										
4D05	2	#4	22'9"	2	5"	22'4"										
4D06	4	#4	22'7 ¼"	2	5"	22'2 ¼"										
4D07	4	#4	24'4"	2	8"	23'8"										
5D01	8	#5	6'10"	17		1'9"	3'4"	1'9"								
5D02	8	#5	6'	17		3'	3'									
5D03	16	#5	3'10"	17		1'9"	2'1"									

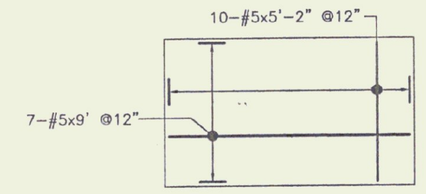

PLATFORM @+1'-9" SLAB PLAN

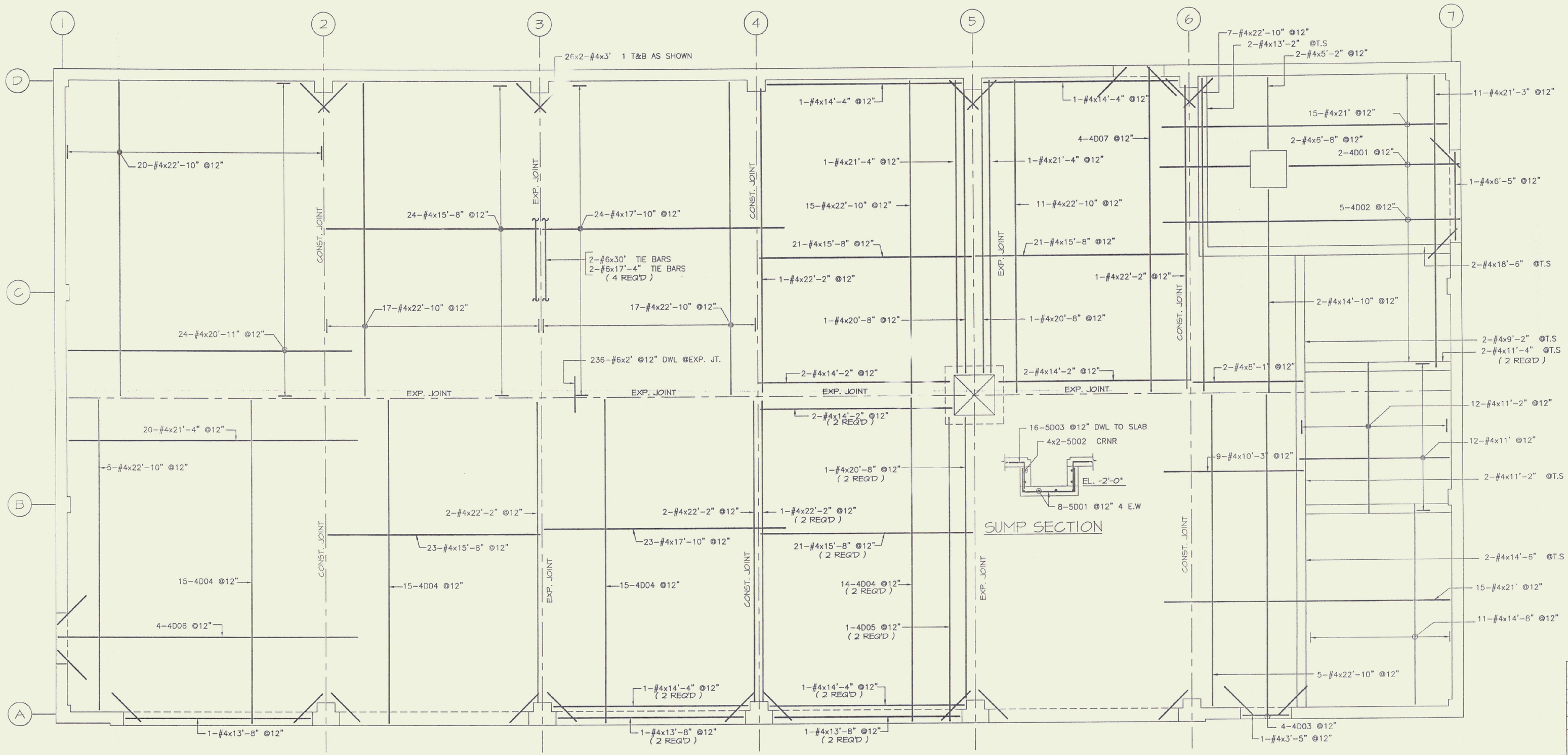

GARAGE SLAB ON GRADE REINF. PLAN

REFERENCE DWG.

REINFORCING BARS 60
ASTM A615 GRADE 60
UNLESS NOTED
LAP ALL CONTINUOUS BARS

#3 =____	#6 =____	#9 =____
#4 =____	#7 =____	#10=____
#5 =____	#8 =____	#11=____

Legend:

IF	Inside Face	V	Vertical
OF	Outside Face	H	Horizontal
NF	Near Face	EW	Each Way
FF	Far Face	B/Bot	Bottom
EF	Each Face	T	Top
		SB	Support Bars

NOTICE

Shortages, inproper fabrication or claims for any other reason must be reported to this company within a period of 15 days of delivery. This company reserves the right to field inspect prior to replacement or reconditioning of nonconforming material, and will not honor charges for work done in the field without specific authorization from this company.

REINFORCING STEEL PLACING DRAWINGS ONLY USE IN CONJUNCTION WITH CONTRACT DRAWINGS & SPECIFICATIONS. ELEVATIONS & DIMENSIONS SHOWN ON THIS DRAWING ARE FOR DETAILING PURPOSES ONLY AND SHOULD NOT BE USED FOR CONSTRUCTION UNLESS VERIFIED BY ENGINEER OR CONTRACTOR.

DATE	REV. NO.	DESCRIPTION	DATE	SENT FOR
			6-16-99	RECORD & JOB USE
6-16-99	1	DIG FER WARED UP RO A FROM DWG	4-21-99	APPROVAL

BARKER STEEL CO., INC.

LEBANON
OFFICE

PROJECT	MAINTINANCE GARAGE & SHEDS
	OFF RTE 100
LOCATION	LUDLOW, VT
ARCHITECT	
ENGINEER	STATE OF VT-AOT
CUSTOMER	NAYLOR & BREEN BLDRS

Drawn By:	Date:	Reviewed By:	Job No.
12 J.NEAL	4-21-99		05930449

Drawing Covers:	Drawing no.
GARAGE S.O.G. REINF PLAN	R04