

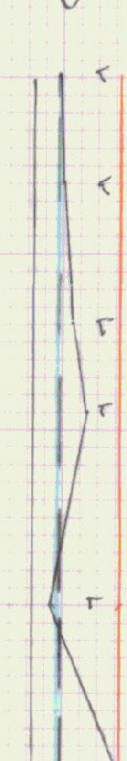
NW FRONT

760



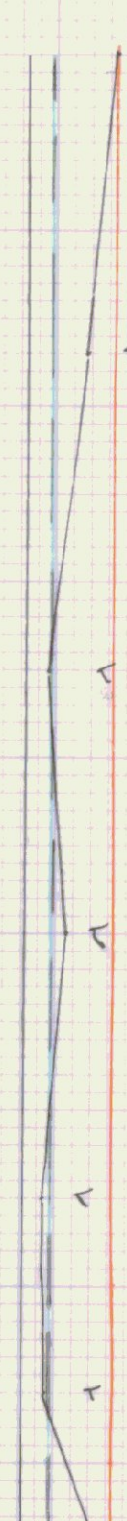
758.25

760



758.25

758.25



760

760

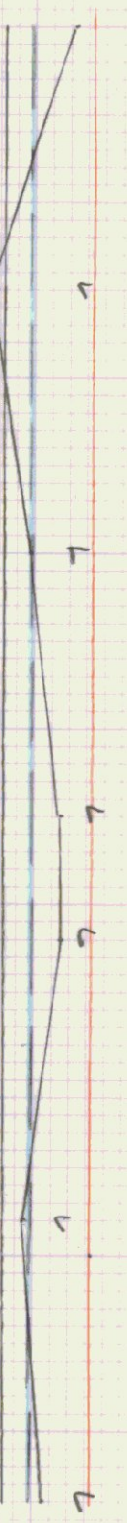
761.92 SUB GRADES

SHED No. 1

759.75

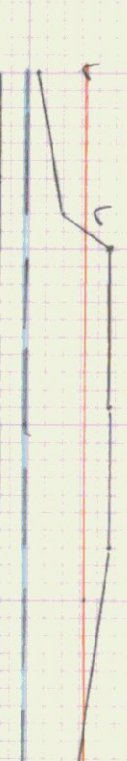
NW FRONT

760



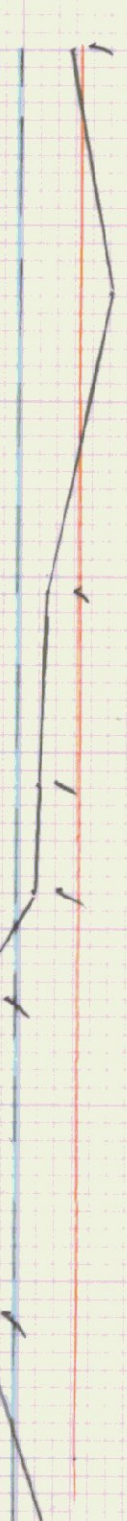
758.25

760



758.25

758.25



760

760

761.92 SUB GRADES

SHED No. 2

STATE OF VERMONT  
 DEPARTMENT OF STATE BUILDINGS  
 AGENCY OF ADMINISTRATION  
 MONTPELIER, VERMONT

CLARENCE ADT.  
 SHED FOOTINGS  
 LEVING ELEVATIONS

DATE	9.3.93	SCALE	1" = 10'	REVISIONS		DWG. NO.	L-1
DRAWN BY	F. HARRIS	APPROVED BY:	F. HARRIS				
							OF