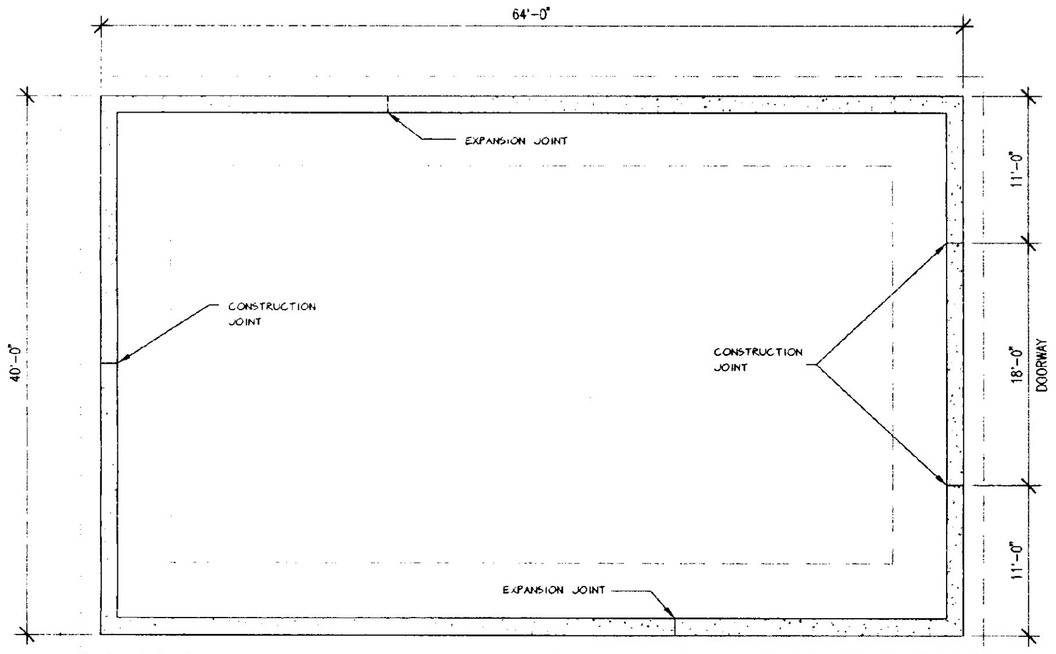

FOUNDATION PLAN

SCALE: 1/8" = 1'-0"

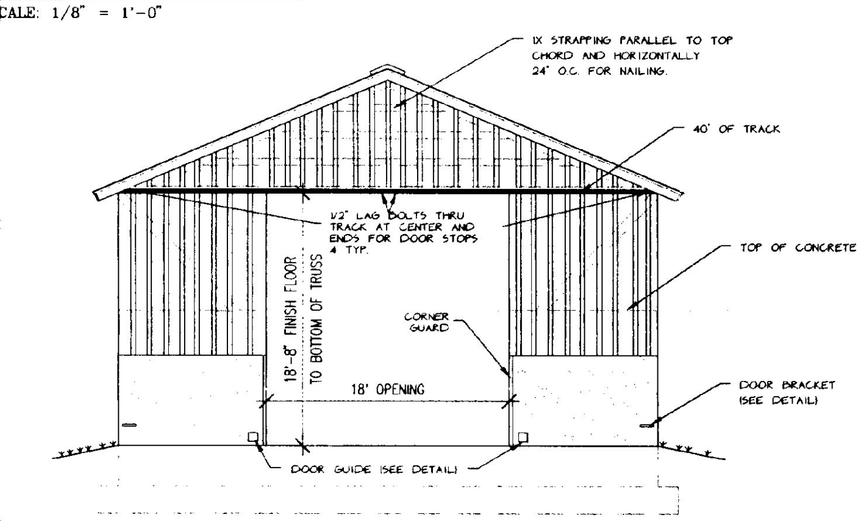

FRONT ELEVATION

SCALE: 1/8" = 1'-0"

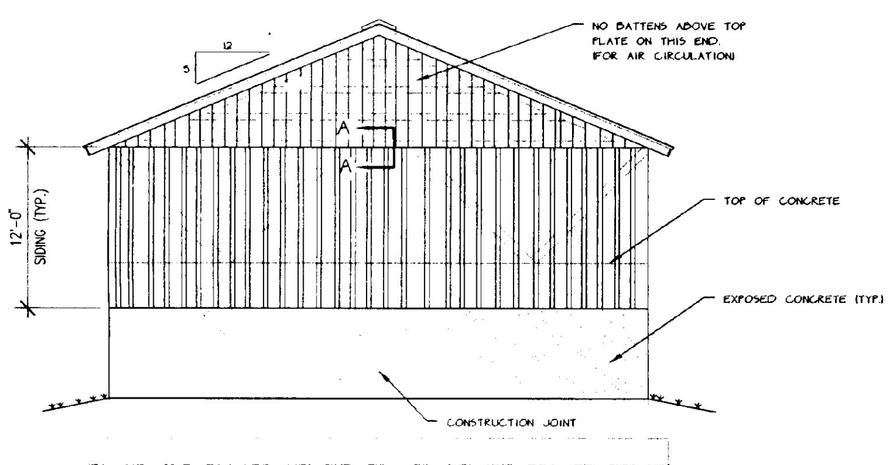

BACK ELEVATION

SCALE: 1/8" = 1'-0"

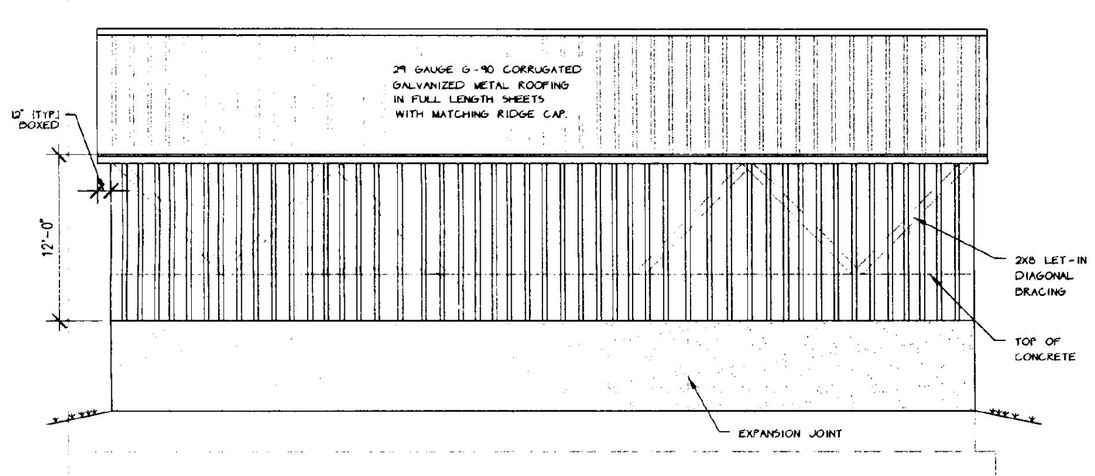

SIDE ELEVATION

SCALE: 1/8" = 1'-0"

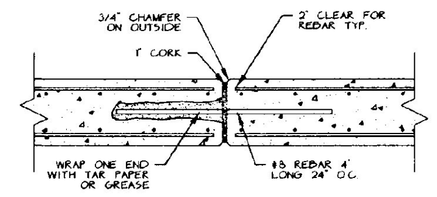

EXPANSION JOINT DETAIL

N.T.S.

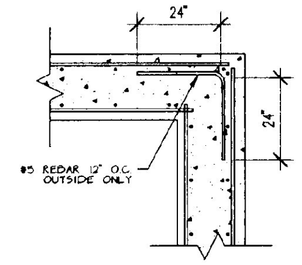

CORNER DETAIL

N.T.S.

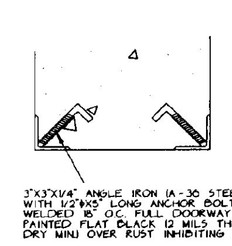

CORNER GUARD

N.T.S.

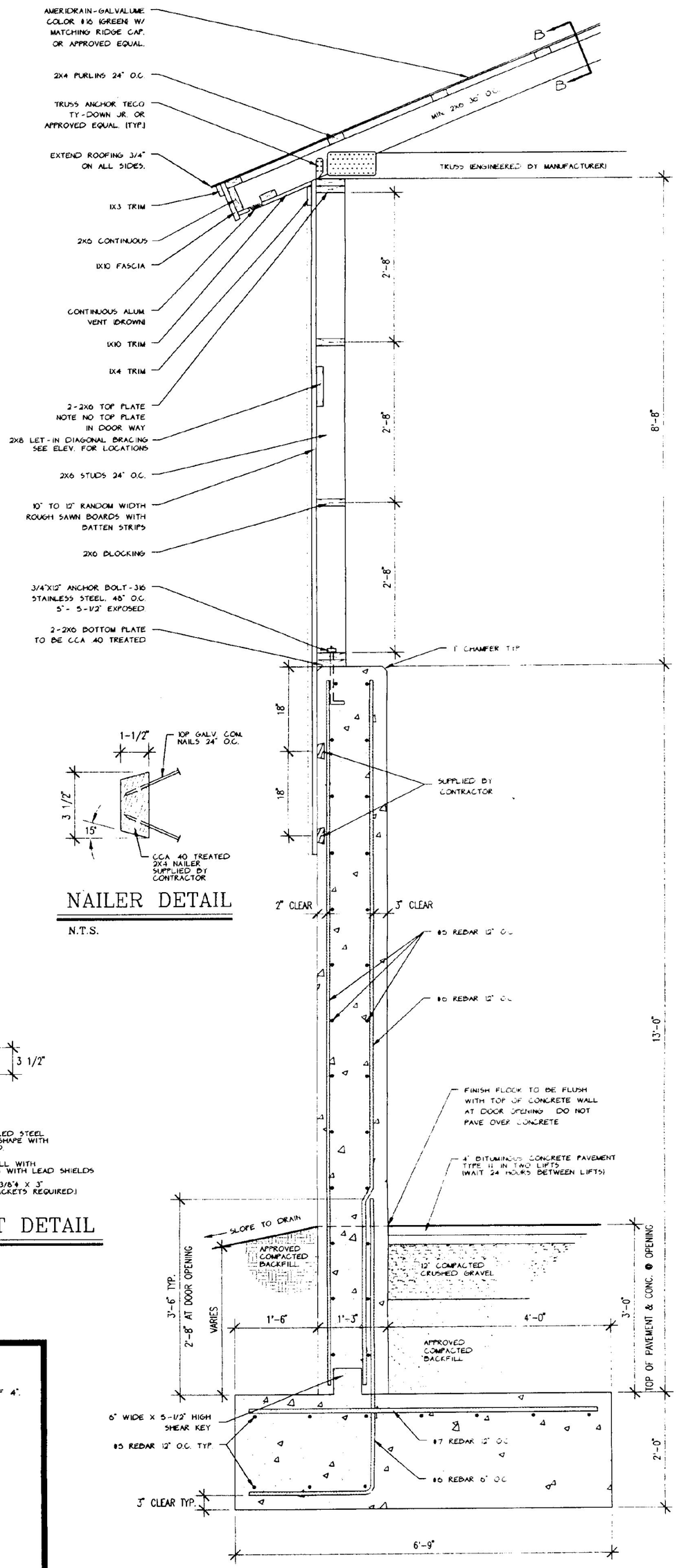

WALL SECTION (TYP.)

3/4" = 1'-0"

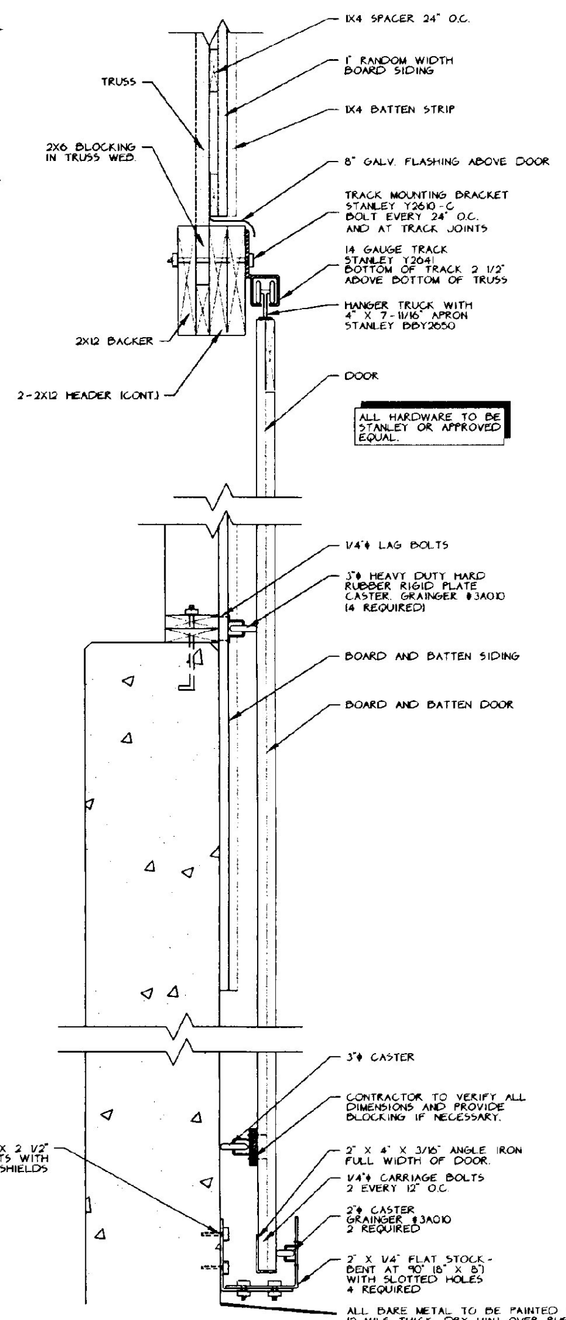

DOOR TRACK & GUIDE DETAIL

N.T.S.

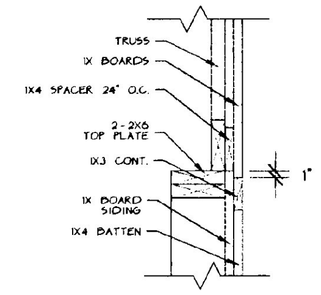

SECTION A-A

N.T.S.

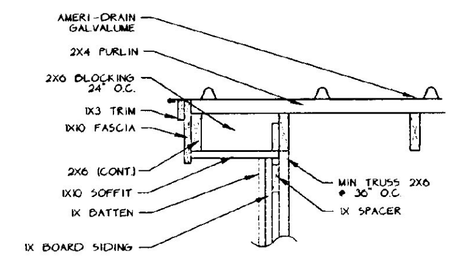

SECTION B-B

N.T.S.

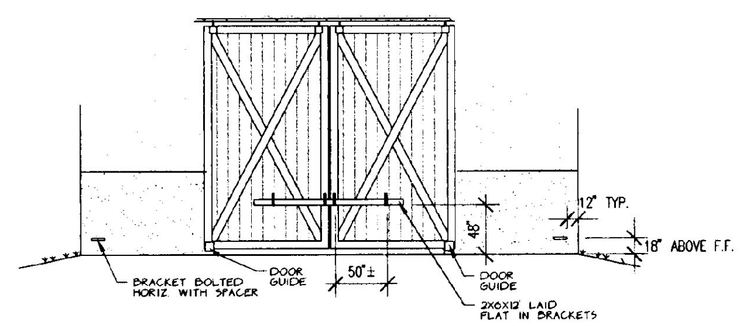

DOOR BRACKET LOCATION

N.T.S.

NAILER DETAIL

N.T.S.

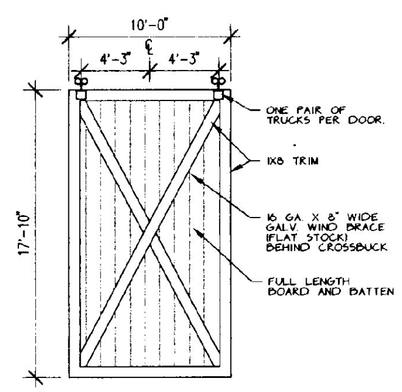

EXT. DOOR DETAIL

N.T.S.

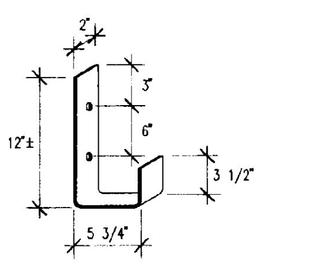

DOOR BRACKET DETAIL

N.T.S.

GENERAL NOTES:

ALL MATERIALS TO BE FURNISHED BY CONTRACTOR.

ALL EXPOSED METAL (CORNER ANGLES, DOOR GUIDES, BRACKETS ETC.) SHALL BE PAINTED FLAT BLACK (2 MILS THICK, DRY, MIN) OVER RUST INHIBITING PRIMER.

TRUSS NOTES:

TRUSS MANUFACTURER TO PROVIDE THE DEPT. OF STATE BUILDINGS ENGINEER A SET OF ENGINEERED AND STAMPED DRAWINGS FOR APPROVAL PRIOR TO TRUSS MANUFACTURE.

TRUSS MANUFACTURER TO PROVIDE THE CONTRACTOR WITH ALL THE NECESSARY INSTRUCTIONS FOR PROPER TRUSS INSTALLATION, ANCHORAGE, BRACING, LIFTING, ETC.

TRUSS DESIGN IN ACCORDANCE WITH THE 1987 B.O.C.A. FOR VERMONT

MINIMUM LOADS:

LIVE - 50 P.S.F. - PER 1994 VERMONT FIRE PROTECTION CODE.

DEAD - AS CALCULATED FROM TRUSS AND ROOF MATERIALS AND IN ADDITION 5 P.S.F. ON BOTTOM CHORD.

WIND - 20 P.S.F.

DIAGONAL BRACING PER TRUSS MANUFACTURER AND PER MINIMUM TRUSS BRACING DETAIL IN SPECIFICATIONS.

CONCRETE NOTES:

- ALL CONCRETE TO BE 3500 PSI @ 28 DAYS WITH A MAXIMUM SLUMP OF 4".
- 6%-8% AIR ENTRAINMENT.
- 1/2" "V" JOINTS IN EXPOSED FACE OF CONSTRUCTION JOINTS.
- 3/4" CHAMFER ON EACH FACE OF EXPANSION JOINTS.
- L IRON CAST INTO WALL CORNERS AT DOOR OPENINGS.
- RE-BAR TO BE CONTINUOUS THROUGH CONSTRUCTION JOINTS.
- NO HORIZONTAL CONSTRUCTION JOINTS IN WALLS - CONTINUOUS POUR.
- NO CONSTRUCTION OR EXPANSION JOINTS REQUIRED IN FOOTINGS.
- CONTRACTOR TO LEAVE NO METAL WITHIN 1" OF SURFACE. USE 1" DEEP PLASTIC CONES AT ALL TIES AND PLUG ALL TIE HOLES WITH AN APPROVED NON-SHRINK GROUT.
- ALL RE-BAR TO BE GRADE 60.
- RE-BAR TO BE STORED ON BLOCKING 4" MIN. ABOVE GROUND.
- CONCRETE SUPPLIER TO PROVIDE TEST CYLINDERS FOR CONCRETE TESTING.
- ALL CONCRETE TESTING TO BE DONE BY OWNER. CONTRACTOR IS RESPONSIBLE FOR SCHEDULING.
- EXPOSED WALLS TO BE DRESS FINISHED PER A.O.T. SPECIFICATIONS
- ALL EXTERIOR EXPOSED CONCRETE TO RECEIVE TWO (2) COATS OF STAIN TO MATCH WOOD SIDING.

STATE OF VERMONT
Department of Buildings and General Services
Agency of Administration
Montpelier, Vermont

AGENCY OF TRANSPORTATION
4-BAY MAINTENANCE GARAGE
40' X 64' SALT/SAND SHED
BRANDON, VERMONT

REVISIONS

SCALE: AS NOTED
DATE: JUNE 1997
DRAWN BY: G.D. NORWOOD
APPR BY: //

BRANDON
40'x64' SALT/SAND SHED
4-BAY GARAGE

A-7