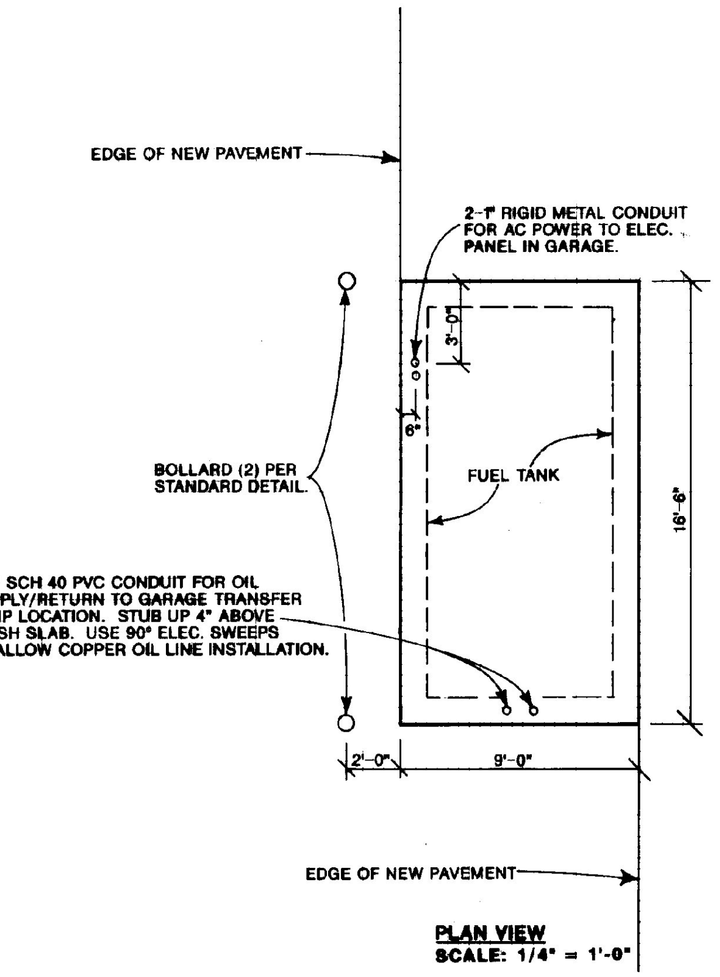

PLAN VIEW
SCALE: 1/4" = 1'-0"

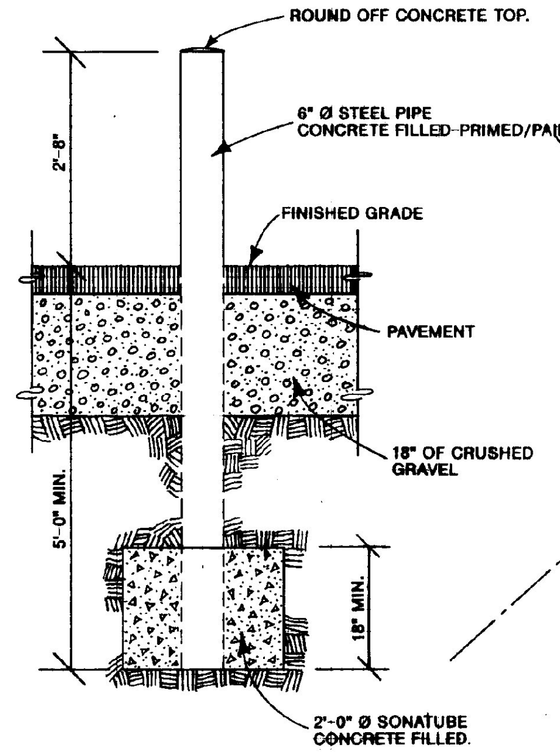

BOLLARD DETAIL
SCALE: 3/4" = 1'-0"

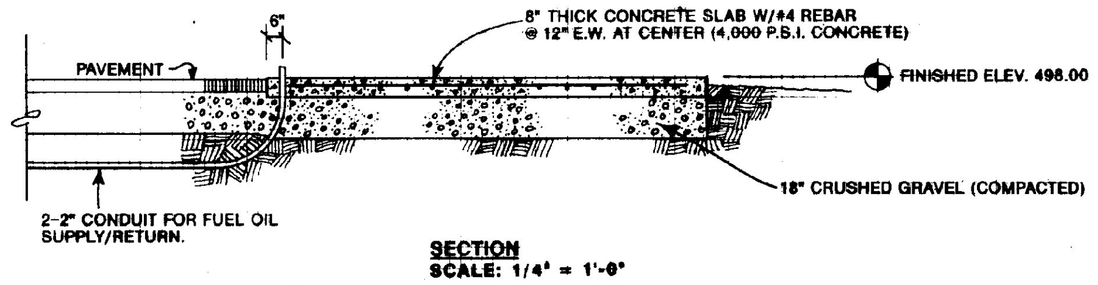

SECTION
SCALE: 1/4" = 1'-0"

NOTES:

1. BOX CUT NATIVE MATERIAL TO APPROPRIATE SIZE, DEPTH. PLACE 6" LAYERS OF SPECIFIED SUB-BASE AND COMPACT TO 95% MOD. PROCTOR.
2. TIE REINFORCING STEEL AS NOTED.
3. PLACE OIL SUPPLY CONDUIT ON EAST END 12" FROM EDGE OF SLAB TO INSIDE EDGE OF CONDUIT (CENTERED IN WIDTH OF SLAB).
4. PLACE RIGID ELEC. CONDUIT FROM ELEC. PANEL BACK TO S. W. CORNER OF CONCRETE SLAB AS SHOWN ON DRAWING.
5. SEAL ALL CONDUITS EXPOSED TO WEATHER TO PREVENT MOISTURE FROM ACCUMULATING IN CONDUIT. USE MECHANICAL SEALS OR APPROVED CAULKING ON EXPOSED CONDUITS OR AROUND FUEL LINES.
6. POUR 4000 P.S.I. CONCRETE AND LIGHT BROOM FINISH.
5. FUEL TANK SLAB TO COMPLY WITH TANK MANUFACTURERS REQUIREMENT.

2000 GAL. ABOVE GROUND FUEL STORAGE TANK PAD

SCALE: 1/4" = 1'-0"

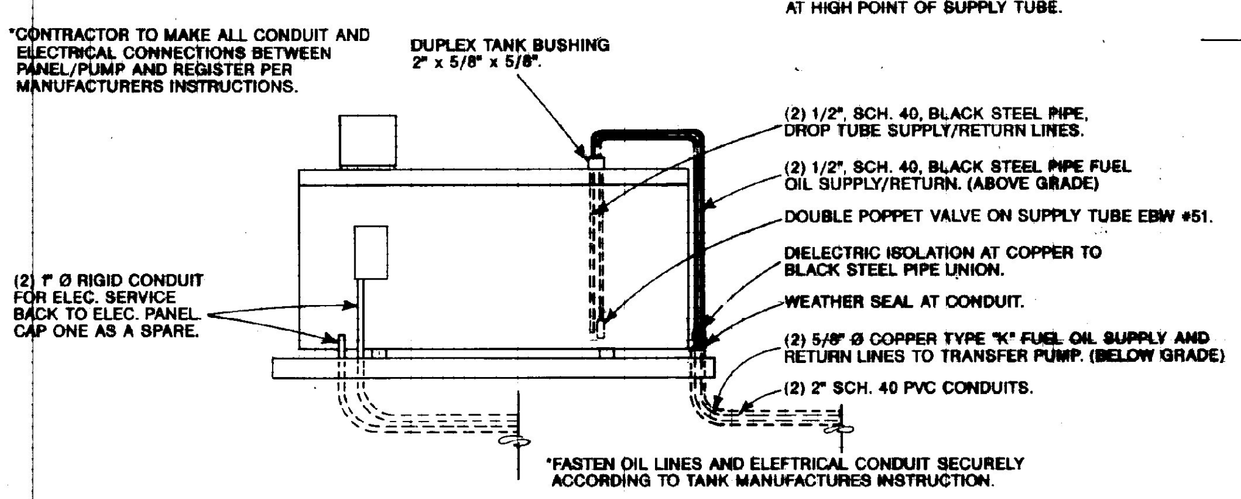

2000 GAL. ABOVE GROUND FUEL STORAGE TANK

SCALE: 1/4" = 1'-0"

PUMP AND TANK NOTES:
PROVIDE 2000 GAL. ABOVE GROUND DIESEL FUEL STORAGE TANK AS MANUFACTURED BY CONTAINMENT MANAGEMENT SYSTEM BY THE FORT MILLER COMPANY.

ACCESSORIES TO INCLUDE:
STAINLESS STEEL SPILL CONTAINER W/OVERFILL DRAIN.
TOP FILL W/OVERFILL PREVENTION VALVE.
LIQUID LEVEL INDICATOR SC2 (GALLONS).
VENT PACKAGE.
GAS BOY PUMP #9822.
BOLT ON LADDER.

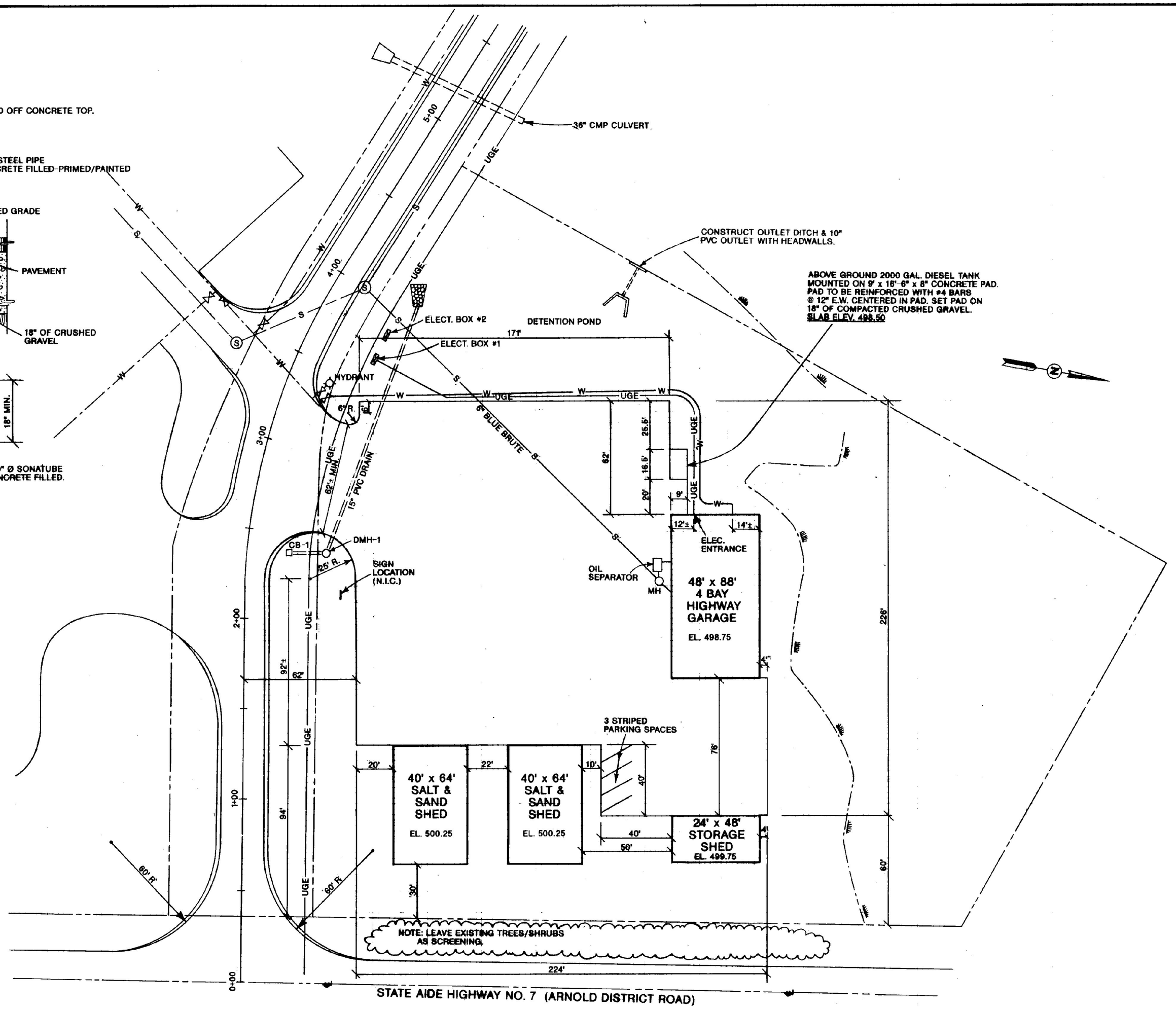

STATE OF VERMONT
DEPARTMENT OF STATE BUILDINGS
AGENCY OF ADMINISTRATION
MONTPELIER, VERMONT

~~VERMONT AGENCY OF TRANSPORTATION~~

SITE PLAN
4 BAY MAINTENANCE GARAGE

BRANDON, VERMONT

DATE: JUNE 1997	SCALE: 1" = 30'-0"	REVISIONS:	DWG. NO. SD-1
DRAWN BY: A. POULIN	APPROVED BY:		1 OF 23