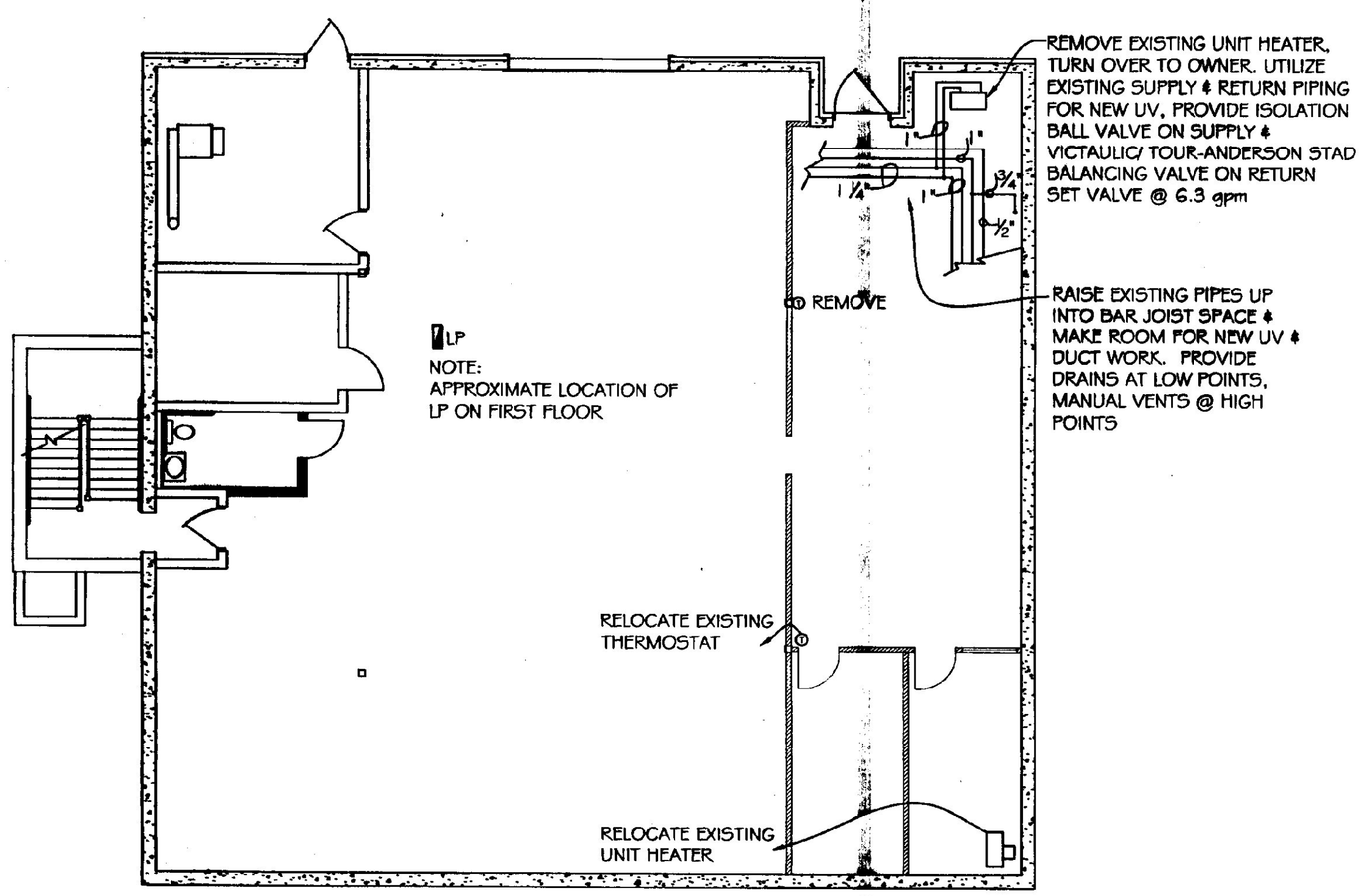

DEMOLITION PLAN

SCALE: 1/8" = 1'-0"

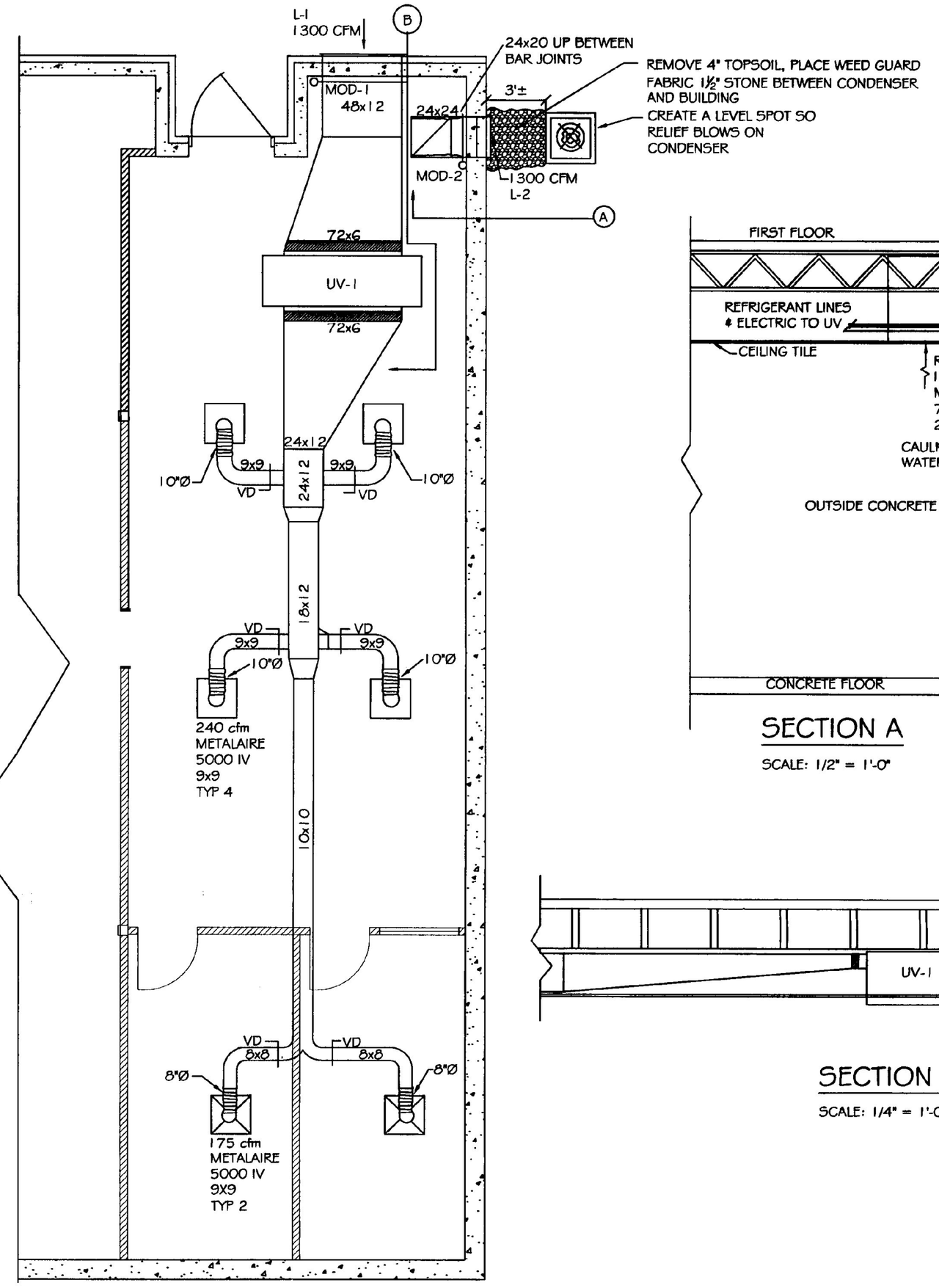

NEW BASEMENT FLOOR PLAN

SCALE: 1/4" = 1'-0"

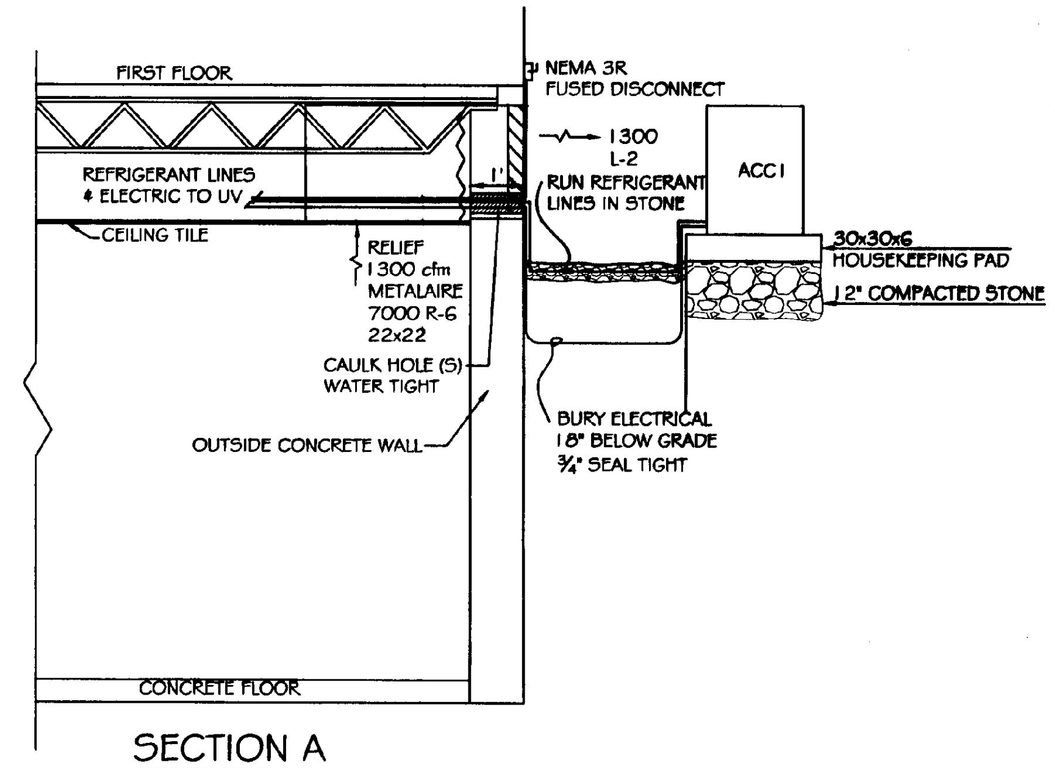

SECTION A

SCALE: 1/2" = 1'-0"

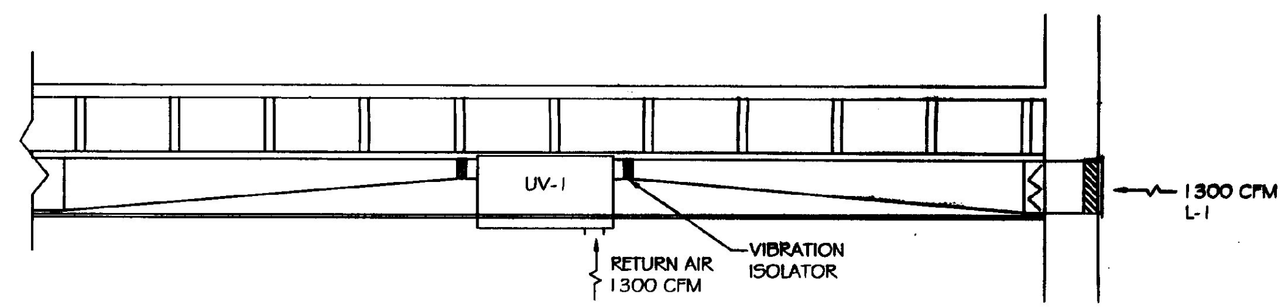

SECTION B

SCALE: 1/4" = 1'-0"

EQUIPMENT SCHEDULE

PLAN SYMBOL	DESCRIPTION	MANUF. & MODEL	CHARACTERISTICS	ELECTRIC VOLTS/ ø /HZ	NOTES
L-1	RELIEF LOUVER	VENT PRODUCTS 2750	48" x 12"		
MOD-1	RELIEF DAMPER	VENT PRODUCTS 5703	48" x 12"	120/1/60	BELIMO DIRECT COUPLED ACTUATOR
L-2	RELIEF LOUVER	VENT PRODUCTS 2740	24"x24"		
MOD-2	RELIEF DAMPER	VENT PRODUCTS 5703	24"x24"	120/1/60	BELIMO DIRECT COUPLED ACTUATOR

AIR COOLED CONDENSOR SCHEDULE

	FAN		VOLTS	PHASE	FUSE SIZE AMPS	MCA	CAPACITY @95°	MAKE/MODEL	SEER	REMARKS
	TYPE	QTY								
ACC 1	PROP	1	208/230	1	35	21.1	3 TON	LENNOX HS29-036	11.0	

AIR HANDLER SCHEDULE

	CFM	ESP	FAN/RPM	HP	VOLTS	PHASE	MCA	FUSE SIZE	HEATING MBH	GPM	COOLING CAPACITY MBH	MAKE/MODEL	REMARKS
UV-1	1300	0.5	135	1/2	115	1	7.63	15	63	6.3	36	AAF H15	ASHRAE CYCLE II CONTROLS PROVIDE TRIM RING FOR CEILING PENETRATION

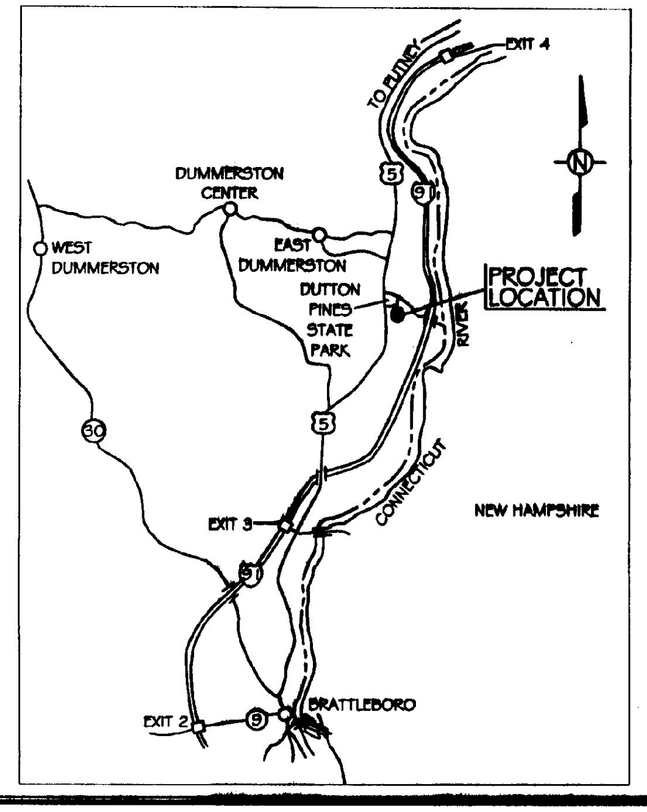

STATE OF VERMONT
Department of Buildings and General Services
Agency of Administration
Montpelier, Vermont

AGENCY OF TRANSPORTATION
DUMMERSTON OFFICE BUILDING
NEW BASEMENT FLOOR PLAN & HVAC

DUMMERSTON

VERMONT

REVISIONS

SCALE: 1/4" = 1'-0"
DATE: AUGUST 2003
DRAWN BY: K.ROUELLE
APPR. BY: SOUTHWORTH

A.O.T
OFFICE BLD.
DUMMERSTON
NEW FLOOR PLAN

A-1

1 OF 1