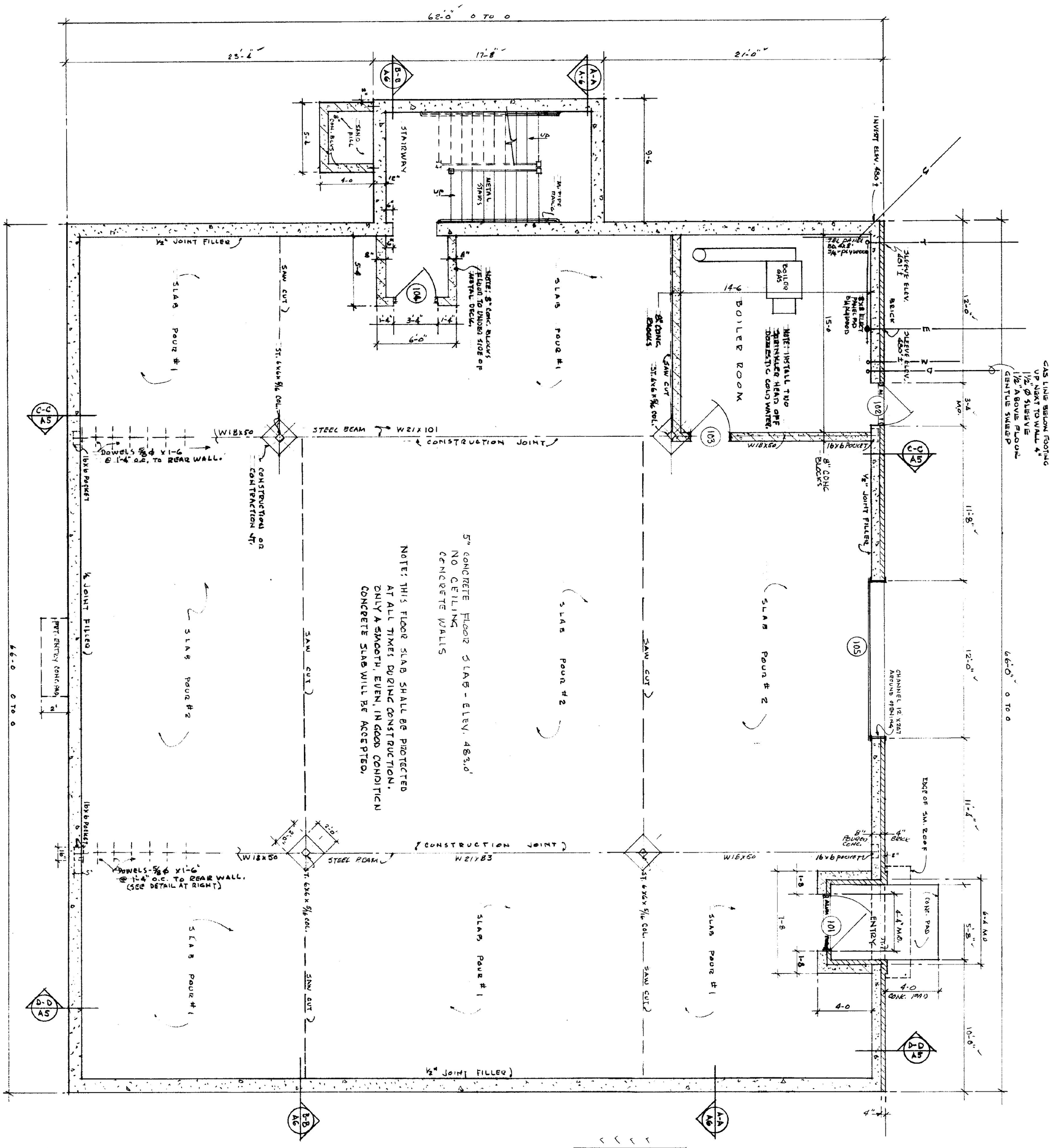

LOWER LEVEL PLAN - FULL BASEMENT

SCALE: 1/4" = 1'-0"

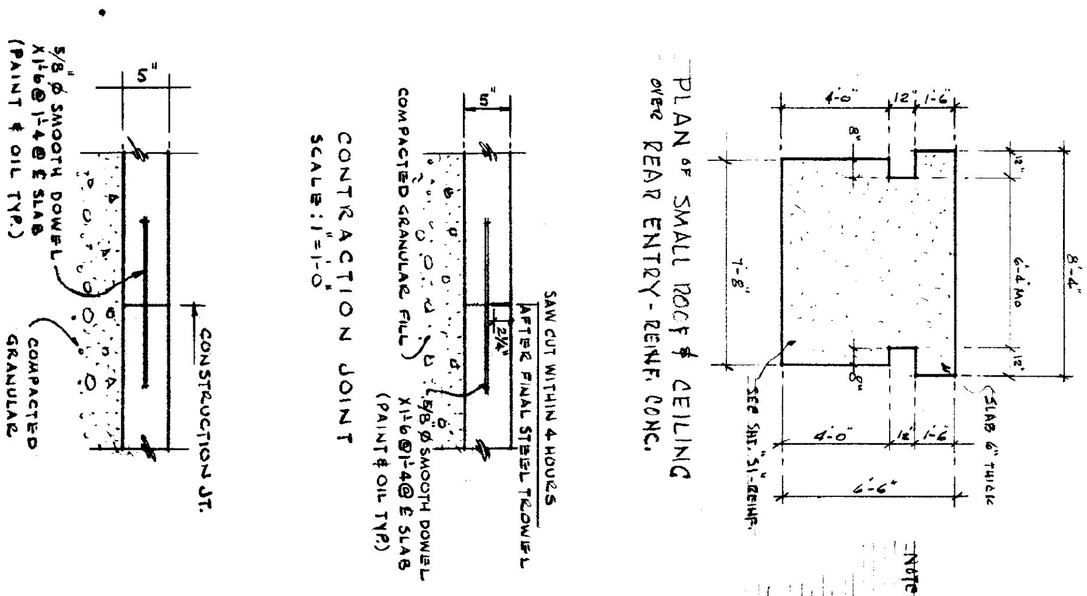

DOOR SCHEDULE

NO.	SIZE	TH'K	FRAME	MAT'L	LABEL	BUTTS	X PLATE	CLOSER	REMARKS
101	4°×7°	1¾	METAL	METAL		1½ PR.		YES	TYPE "G" SERIES "L" STEELCRAFT
102	3°×7°	"	"	"		1½ PR.		YES	TYPE "F" SERIES "L" "
103	3°×7°	"	"	"	"B"	1½ PR.		YES	" " "
104	3°×7°	1¾	"	"	"B"	1½ PR.		YES	TYPE "N" - SERIES "L" "
105	12°×8°		"	"		TRACKS			UPLIFTING DOOR - INSULATED
									D.H. DOOR - SERIES 724-WOOD

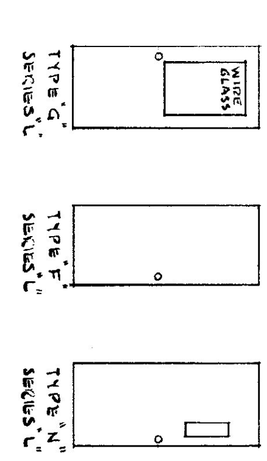

NOTES:
ALL DIMENSIONS TO BE VERIFIED AT THE SITE BY THE CONTRACTOR. ANY ERROR OR POINTS IN QUESTION MUST BE REFERRED TO THE ARCHITECT FOR A DECISION BEFORE PROCEEDING WITH THE WORK.

REGISTERED ARCHITECT GORDON G. WOODS NO. 53 STATE OF VERMONT

REVISIONS	BY
8-9-'85	
LABOR & INDUSTRY LETTER 8-26-85	BW GW
10-25-85	"
2-18-86	"
5-16-86	

AGENCY OF TRANSPORTATION — NEW OFFICE

STATE OF VERMONT—DEPT. OF STATE BUILDINGS
DUMMERSTON, VERMONT
GORDON G. WOODS ASSOC. ARCHITECTS, BURLINGTON, VERMONT

DRAWN BW/JW
CHECKED GGW
DATE MARCH 29, 1985
SCALE 1/4 INCH = 1 FOOT
JOB NO. 8420
SHEET A1
13 OF 32 SHEETS