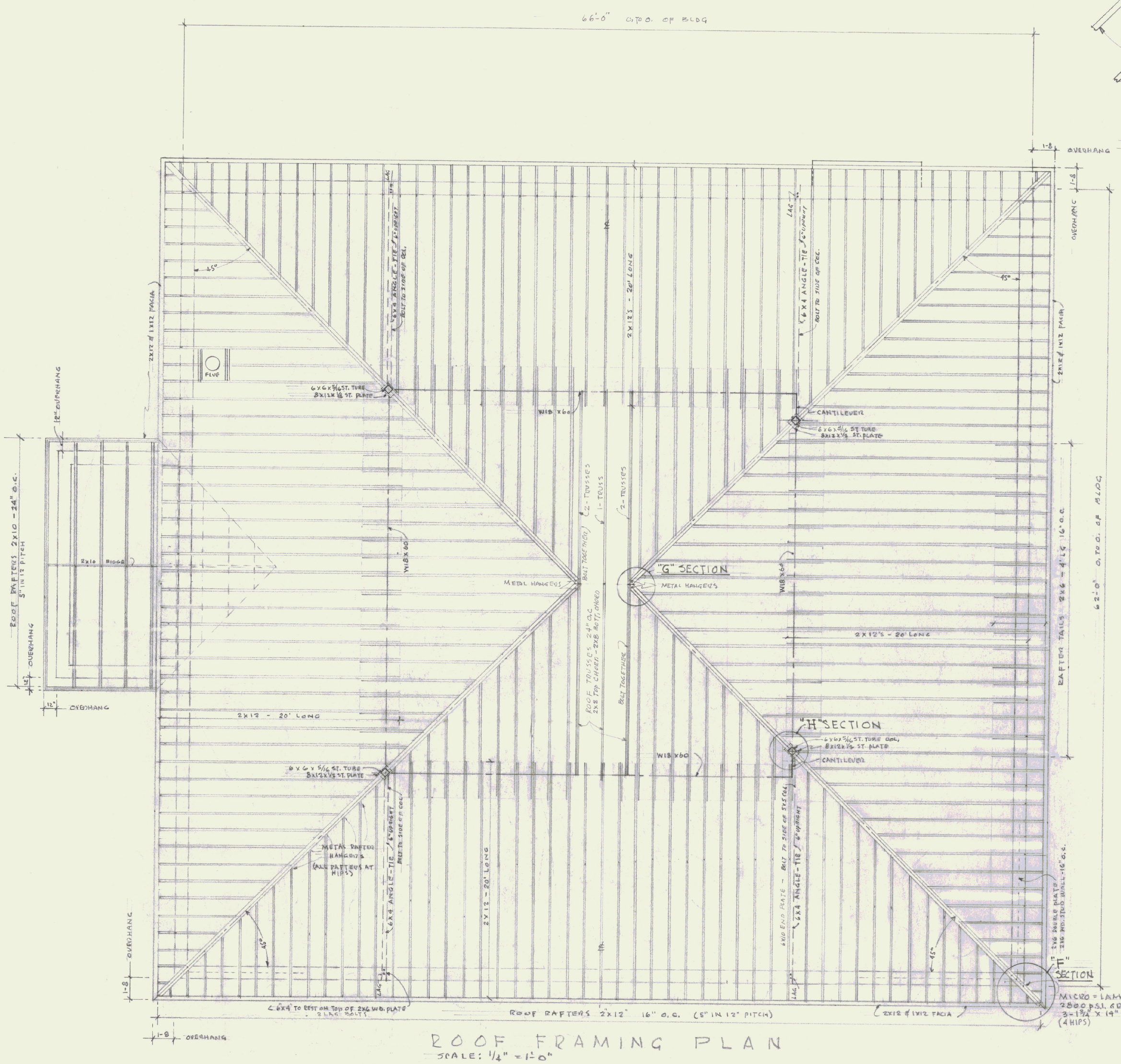

ROOF FRAMING PLAN
SCALE: 1/4" = 1'-0"

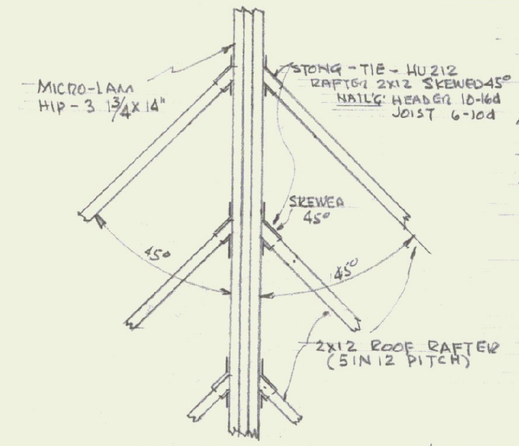

DETAIL AT RAFTERS & MICRO-LAM HIP
SCALE: 3/4" = 1'-0"

NOTES:
ALL DIMENSIONS TO BE VERIFIED AT THE SITE BY THE CONTRACTOR. ANY ERROR OR POINTS IN QUESTION MUST BE REFERRED TO THE ARCHITECT FOR A DECISION BEFORE PROCEEDING WITH THE WORK.

ROOF DESIGN:
LIVE LOAD 50#/S.F.
DEAD LOAD 20#/S.F.
CEILING LOAD 10#/S.F.
ROOF RAFTERS 1500 PSI STRESS

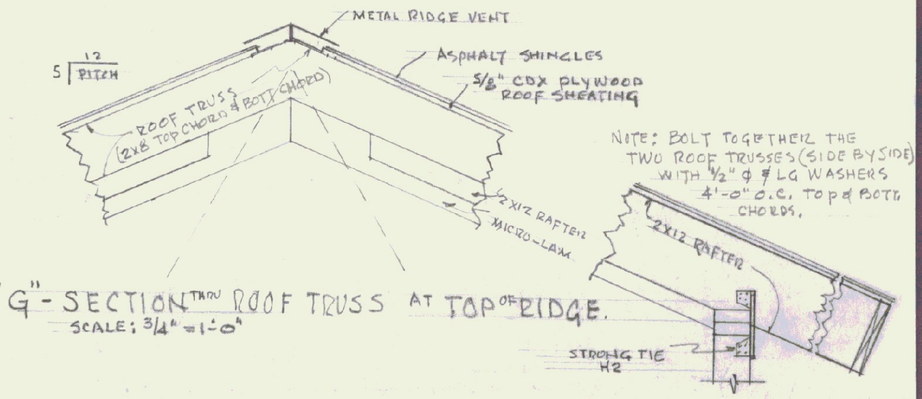

"G"-SECTION THRU ROOF TRUSS AT TOP OF RIDGE.
SCALE: 3/4" = 1'-0"

NOTES:
ALL ROOF RAFTERS SHALL BE 1500 P.S.I. GRADE, DOUGLAS FIR.

ROOF SHEATHING - 5/8" CDX PLYWOOD.

ROOF "HIPS" SHALL BE MICRO-LAM. - 2800 P.S.I. GRADE, 3-1 3/4" x 14".

GRADE OF WD STUDS, PLATES ETC. - NATIVE SPRUCE, 1200 P.S.I.

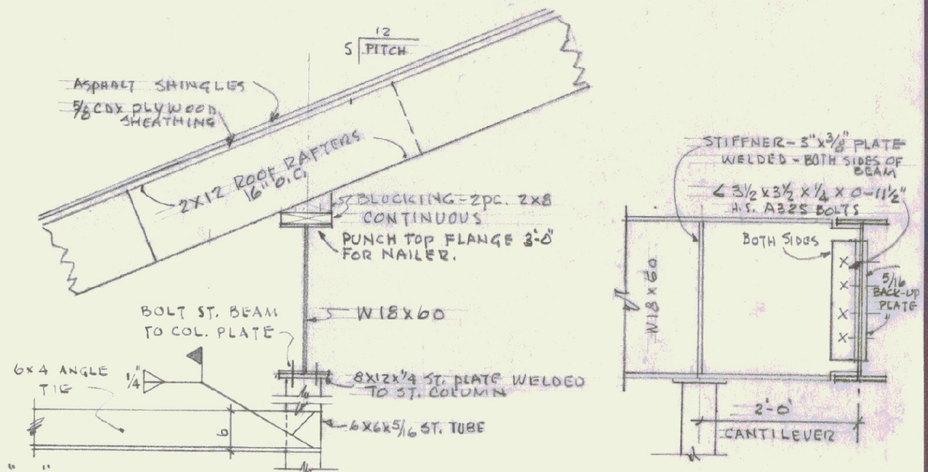

"H"-SECTION THRU STEEL BEAM (W18X50) & ROOF RAFTERS
SCALE: 3/4" = 1'-0"

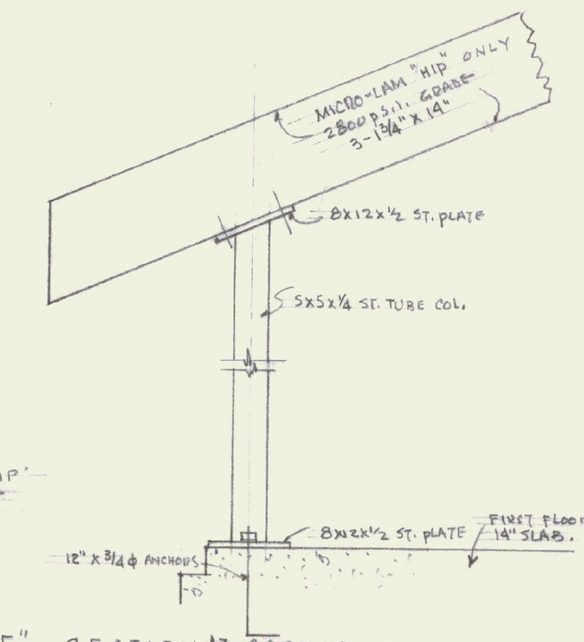

"F"-SECTION AT CORNER STEEL COLUMNS

REVISIONS	BY
4-8-85 DETAILS	BW JW
8-9-'85	
10-25-85	
2-18-86	
5-16-86	

AGENCY OF TRANSPORTATION — NEW OFFICE
STATE OF VERMONT - DEPT. OF STATE BUILDINGS
DUMMERSTON, VERMONT
GORDON G. WOODS ASSOC., ARCHITECTS, BURLINGTON, VERMONT

REGISTERED ARCHITECT GORDON G. WOODS NO. 53 STATE OF VERMONT

DRAWN	BW/JW/BW
CHECKED	
DATE	MAR. 23, 1985
SCALE	1/4 INCH = 1 FOOT
JOB NO.	8420
SHEET	S5
	11 OF 32 SHEETS

9P TELEDYNE NATIONAL TRACING PAPER NO. 186A-24X36