NOTES:
ALL DIMENSIONS TO BE VERIFIED AT THE SITE BY THE CONTRACTOR. ANY ERROR OR POINTS IN QUESTION MUST BE REFERRED TO THE ARCHITECT FOR A DECISION BEFORE PROCEEDING WITH THE WORK.



FIRST FLOOR FRAMING PLAN - FULL BASEMENT
SCALE: 1/4" = 1'-0"

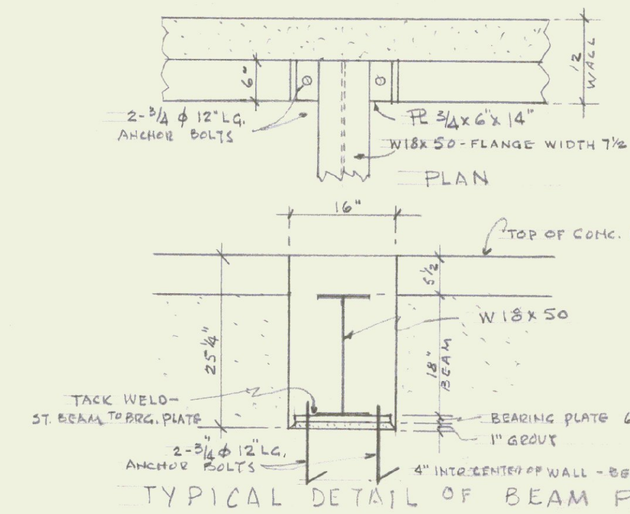

TYPICAL DETAIL OF BEAM POCKET FOR W18x50 STEEL BEAM.
SCALE: 3/4" = 1'-0"

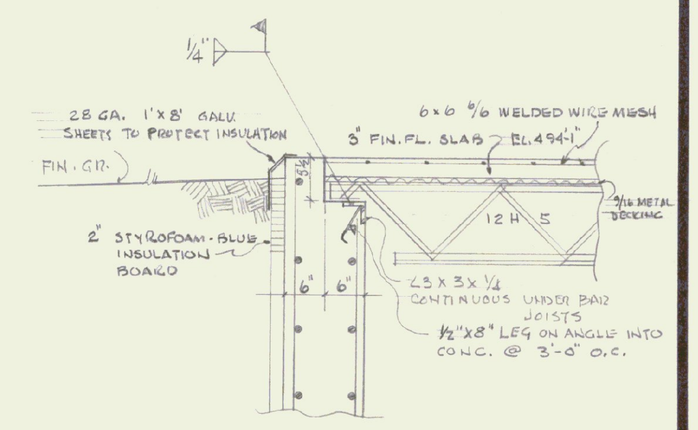

"A-A" TYPICAL SECTION THRU WALL & BAR JOISTS
SCALE: 3/4" = 1'-0"

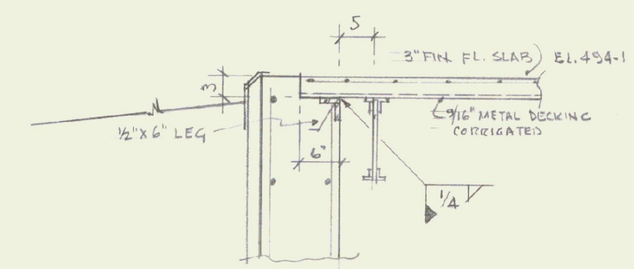

"B-B" TYPICAL SECTION THRU WALL & METAL DECK
SCALE: 3/4" = 1'-0"

REVISIONS	BY
8-9-'85	
10-25-85	
2-18-86	
5-16-86	

AGENCY OF TRANSPORTATION — NEW OFFICE
STATE OF VERMONT—DEPT. OF STATE BUILDINGS
DUMMERSTON, VERMONT
GORDON G. WOODS ASSOC. ARCHITECTS, BURLINGTON, VERMONT

DRAWN	BWJ/JW
CHECKED	
DATE	MAR. 29, 1985
SCALE	1/4 INCH = 1 FOOT
JOB NO.	8420
SHEET	S4

10 OF 32 SHEETS

REGISTERED ARCHITECT GORDON G. WOODS NO. 53 STATE OF VERMONT

TELEDYNE NATIONAL TRACING PAPER NO. 186A-24X36