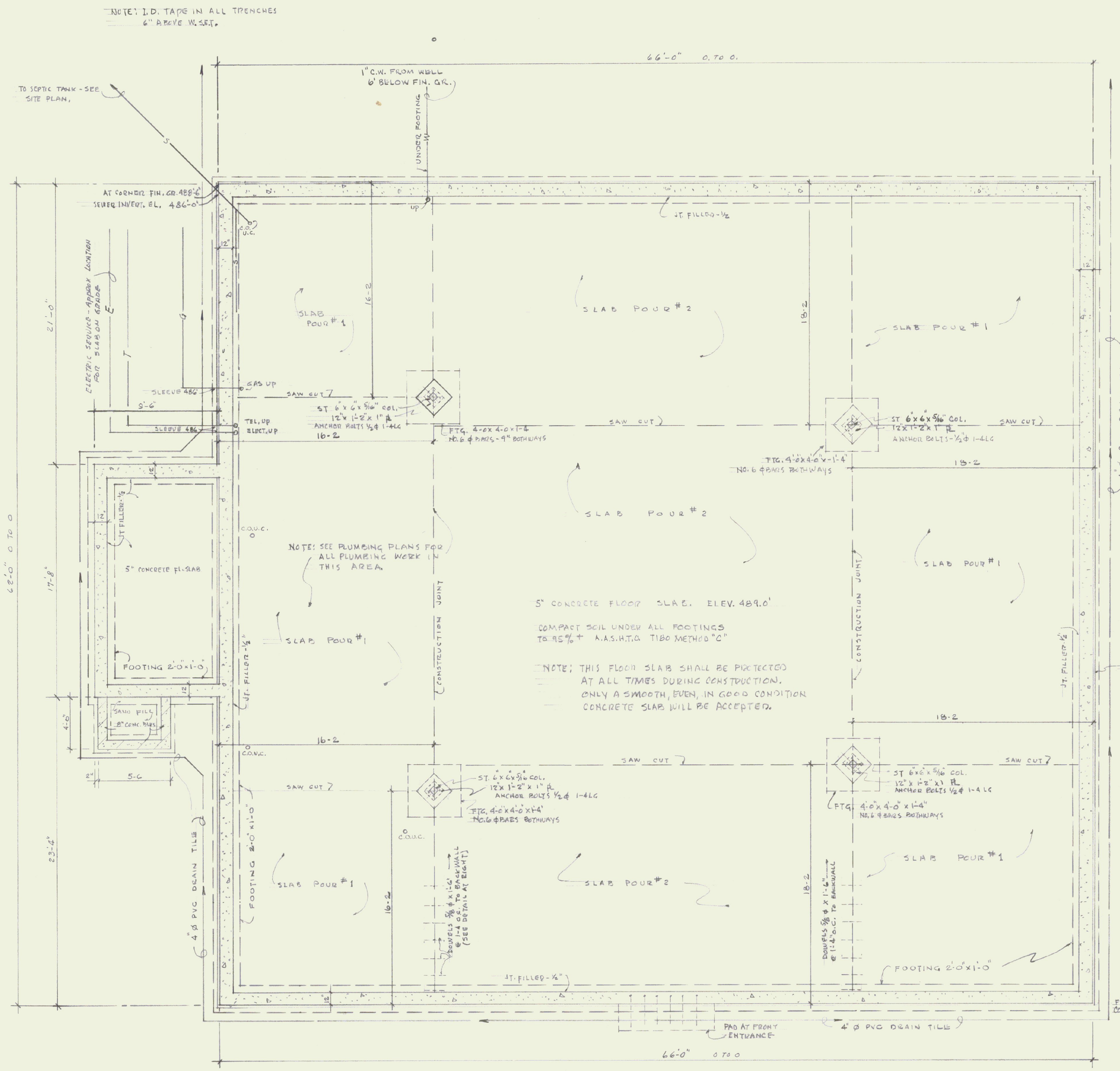

FOUNDATION PLAN - SLAB ON GRADE

SCALE: 1/4" = 1'-0"

NOTES:

ALL DIMENSIONS TO BE VERIFIED AT THE SITE BY THE CONTRACTOR. ANY ERROR OR POINTS IN QUESTION MUST BE REFERRED TO THE ARCHITECT FOR A DECISION BEFORE PROCEEDING WITH THE WORK.

SLAB POURING AS INDICATED ON THIS PLAN SHALL BE FOLLOWED ON OTHER PLANS HAVING CONCRETE FLOORS.

ALL FOOTINGS TO REST ON UNDISTURBED SOIL.

GENERAL CONTRACTOR SHALL COMPACT THE FILL UNDER THE EAST (REAR) FOUNDATION WALL FOOTING AND ALONG UNDER THE NORTH & SOUTH FOUNDATION WALL FOOTINGS TO ORIGINAL UNDISTURBED SOIL, COMPACTION SHALL BE TO 95%+ A.A.S.H.T.O. T180 METHOD "C"

C.O.U.C. CLEANOUT UNDER CARPET.

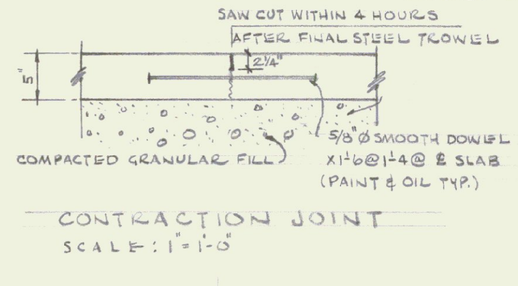

CONTRACTION JOINT

SCALE: 1" = 1'-0"

CONCRETE FORMS MAY BE REMOVED AT THE END OF 5 DAYS. CHECK WITH PROJECT ENGINEER FIRST.

BACKFILLING AT THE FOUNDATION WALL SHALL BE DONE ONLY AFTER BASEMENT FLOOR & FIRST FLOOR HAVE BEEN INSTALLED - COMPLETE. CHECK WITH PROJECT ENGINEER FIRST.

FOUNDATION WALLS CONCRETE SHALL BE PUMPED INTO FORMS.

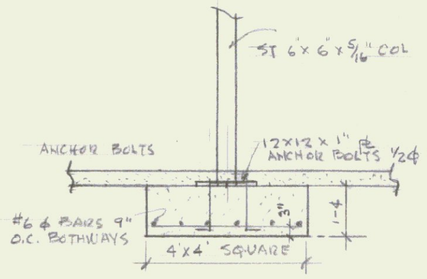

SECTION THRU COL. FOOTING

SCALE: 3/8" = 1'-0"

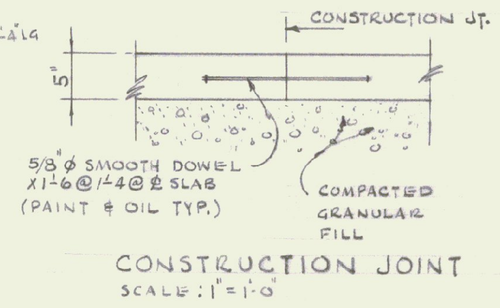

CONSTRUCTION JOINT

SCALE: 1" = 1'-0"

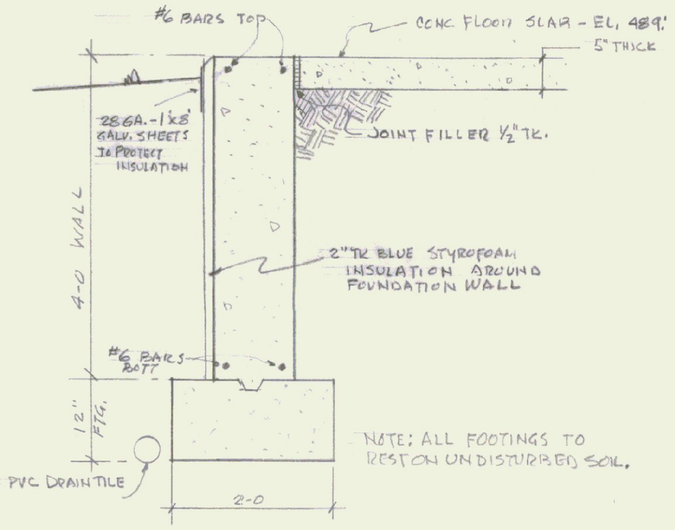

TYPICAL WALL SECTION

SCALE: 3/4" = 1'-0"

REGISTERED ARCHITECT GORDON G. WOODS NO. 53 STATE OF VERMONT

ALTERNATE NO. 1

SLAB ON GRADE

REVISIONS	BY
8-9-85	
10-25-85	
2-18-86	
5-16-86	

AGENCY OF TRANSPORTATION — NEW OFFICE

STATE OF VERMONT-DEPT. OF STATE BUILDINGS

DUMMERSTON, VERMONT

GORDON G. WOODS ASSOC. ARCHITECTS, BURLINGTON, VERMONT

DRAWN	BW/JW/BW
CHECKED	
DATE	MAR. 29, 1985
SCALE	1/4 INCH = 1 FOOT
JOB NO.	8420
SHEET	S3A

9 OF 32 SHEETS

TELESCYNE NATIONAL TRACING PAPER NO. 186A-24X36