NOTE: I.D. TAPE IN ALL TRENCHES 12" ABOVE W.S.E.T.

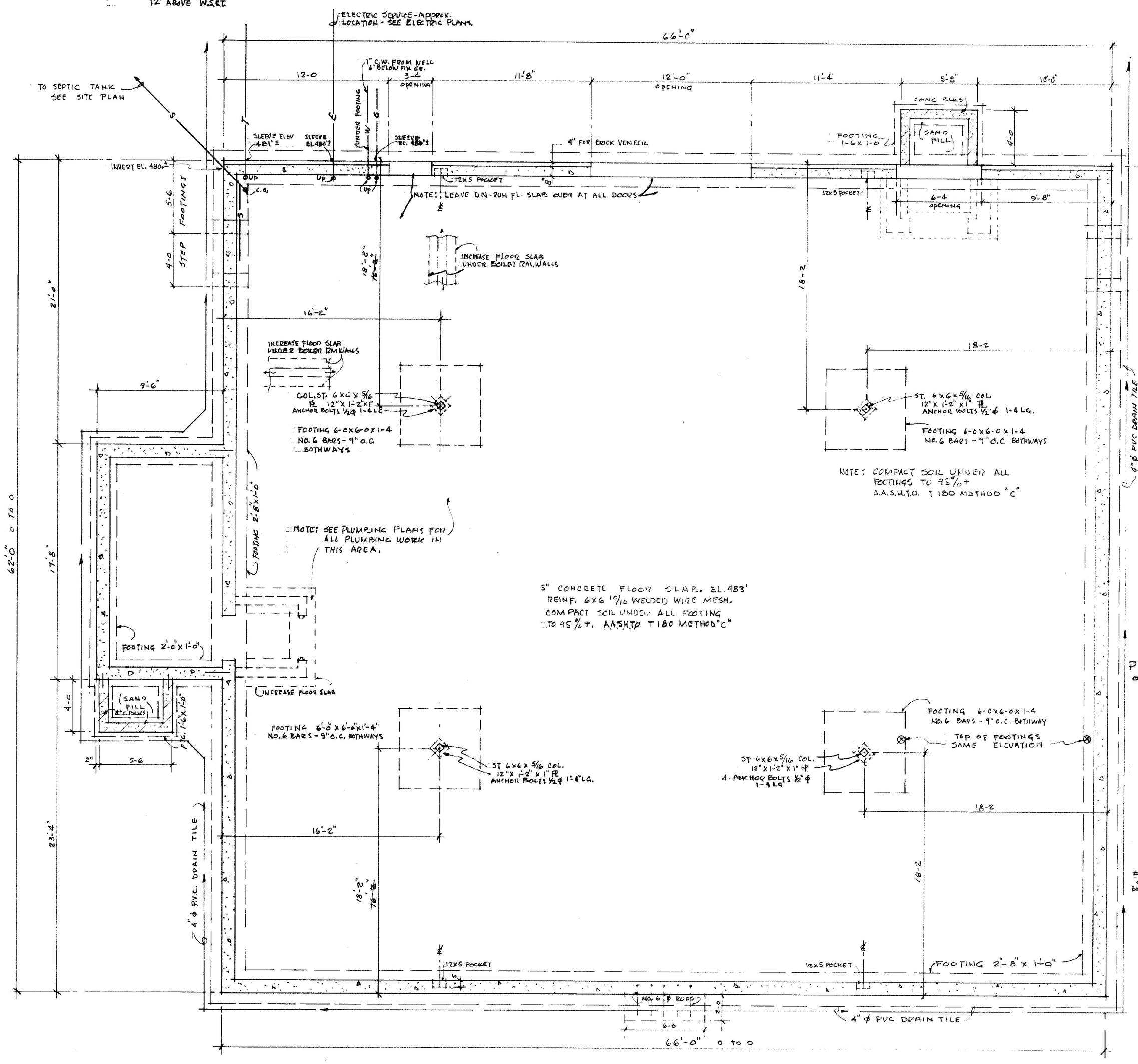

NOTE: CONCRETE FORMS MAY BE REMOVED AT THE END OF 5 DAYS. CHECK WITH PROJECT ENGINEER.

BACKFILLING AT THE FOUNDATION WALL SHALL BE DONE AFTER BASEMENT FLOOR AND 1ST. FLOOR HAVE BEEN INSTALLED-COMPLETE. CHECK WITH PROJECT ENGINEER FIRST.

FOUNDATION PLAN - FULL BASEMENT

SCALE: 1/4" = 1'-0"

NOTES:
ALL DIMENSIONS TO BE VERIFIED AT THE SITE BY THE CONTRACTOR. ANY ERROR OR POINTS IN QUESTION MUST BE REFERRED TO THE ARCHITECT FOR A DECISION BEFORE PROCEEDING WITH THE WORK.

CONCRETE, REINFORCING & EMBEDDED ITEMS.

A. MATERIAL/QUALITY:
1. MIN. COMPRESSIVE STRENGTH: 3500 PSI @ 28 DAYS
2. TRANSIT MIX MUST CONFORM TO ASTM C94; MIN. CEMENT 6" BAGS/C.Y.
3. SLUMP: 2" TO 4".
4. AIR ENTRAINMENT: 3-5% BY VOLUME.
5. REINFORCING STEEL - ASTM 615 GRADE 60; DEFORMATION PER ASTM A305.
6. CEMENT: TYPE I OR II, GRAY.
7. WIRE MESH - PER ASTM A185, IF ANY.
8. NO CHLORIDE OR OTHER UNAUTHORIZED ADMIXTURES SHALL BE USED.
9. FIELD TESTING - TO BE PAID FOR BY OWNER.

B. RELATED ITEMS:
1. PREMOLDED JOINT FILLER - RESILIENT WATERPROOF CLOSED CELL POLYURETHANE FOAM SUCH AS "RESCOR" MANUFACTURED BY W.R. MEADOWS OR APPROVED EQUAL.

C. FOUNDATION WALL CONCRETE SHALL BE PUMPED INTO FORMS.

D. FINISHING - STEEL TROWEL FINISH SLABS.

E. CURING - SHALL BE WET CURED IN ACCORDANCE WITH AN APPROVED ACI CURING METHOD. CURING COMPOUNDS MAY BE ALLOWED UPON APPROVAL BY THE ENGINEER.

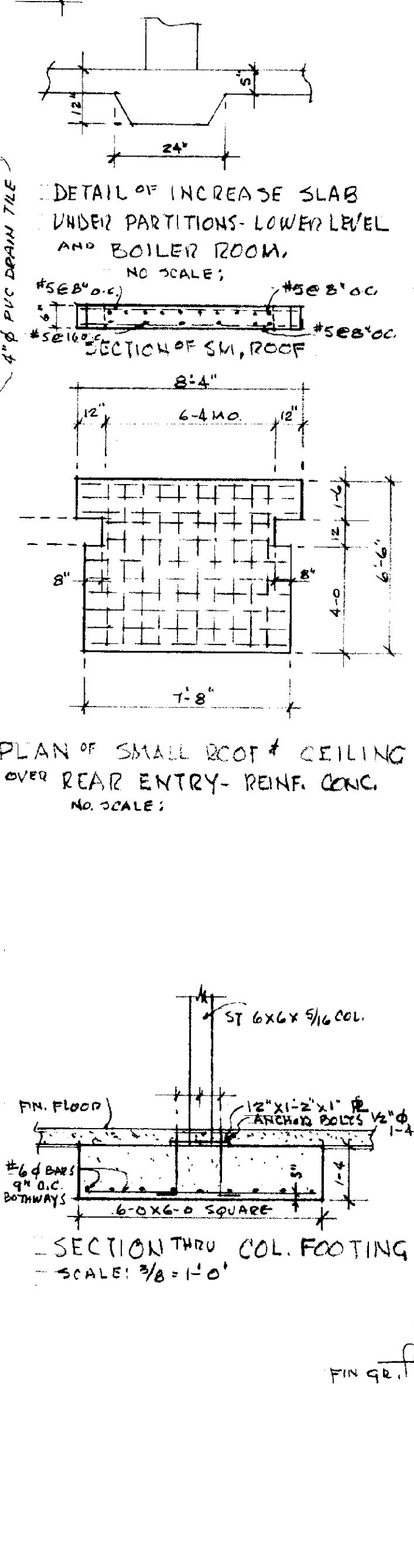

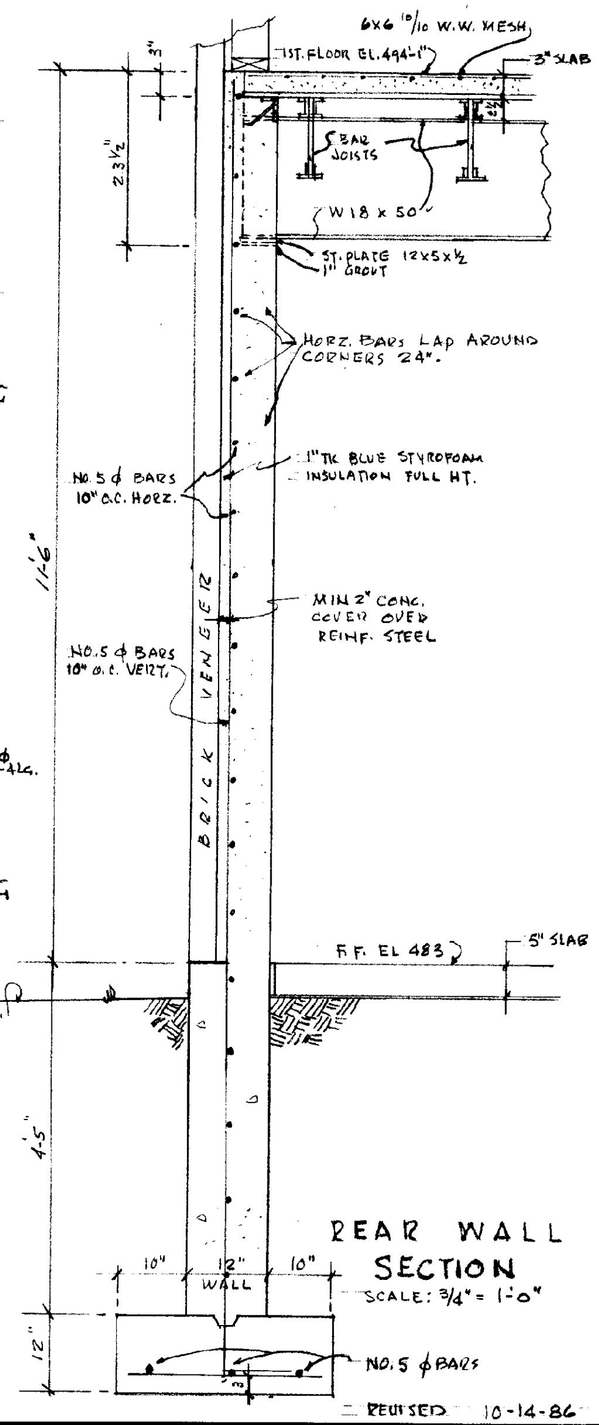

REAR WALL SECTION
SCALE: 3/4" = 1'-0"

REGISTERED ARCHITECT GORDON G. WOODS NO. 53 STATE OF VERMONT

REVISIONS	BY
8-9-'85	
LABOR & INDUSTRY LETTER 8-26-85	BW GW
10-25-85	
2-18-86	
5-16-86	
10-14-86 MOVE LEFT & FOOTINGS 5'-0" TOWARDS CENTER OF BUILDING	COLL
INCREASE DIM. 16'-2" TO 18'-2"	

AGENCY OF TRANSPORTATION - NEW OFFICE
STATE OF VERMONT - DEPT. OF STATE BUILDINGS
DUMMERSTON, VERMONT
GORDON G. WOODS ASSOC. ARCHITECTS, BURLINGTON, VERMONT

DRAWN	BW/JW/GW
CHECKED	
DATE	MARCH 29, 1985
SCALE	1/4 INCH = 1 FOOT
JOB NO.	8420
SHEET	S1

7 OF 32 SHEETS