

ARCHITECTURAL AND STRUCTURAL

C.S.	COVER SHEET - AGENCY OF TRANSPORTATION
K-1	REFERENCE SHEET-A.0.T.
SP1	SITE PLAN - ALTERNATE
SP2	SITE PLAN - LANDSCAPING & FIN. CONTOURS
SP3	SITE PLAN - UTILITIES
SP4	FOUNDATION PLAN - FULL BASEMENT
5-1	FOUNDATION ELEVATIONS - FULL BASEMENT
5-2	FOUNDATION PLAN - SLAB ON GRADE
5-3A	FIRST FLOOR FRAMING PLAN - FULL BASEMENT
5-4	ROOF FRAMING PLAN
5-5	ROOF FRAMING PLAN - SHOWING PARTITIONS
5-6	LOWER LEVEL PLAN
A-1	FIRST FLOOR PLAN
A-2	FIRST FLOOR PLAN - ALTERNATE NO. 1 SLAB ON GRADE
A-3	EAST & WEST ELEVATIONS
A-4	NORTH & SOUTH ELEVATIONS
A-5	"A-A" "B-B" SECTIONS THRU BUILDING
A-6	"C-C" "D-D" SECTIONS THRU BUILDING
A-7	ROOF PLAN & WALL SECTIONS
A-8	METAL STAIRS DETAIL
C-1	FIRST FLOOR PLAN - HIGHWAY DEPT. OFFICE - CEILING
M-2	FIRST FLOOR PLAN - HIGHWAY DEPT. OFFICE - MASTER PLAN























MECHANICAL & ELECTRICAL

P-1	LOWER LEVEL PLAN - PLUMBING
P-2	FIRST FLOOR PLAN - HIGHWAY DEPT. OFFICE - PLUMBING
P-3	DETAILS & RISER DIAGRAM
H-1	LOWER LEVEL PLAN - HEATING
H-2	FIRST FLOOR PLAN - HIGHWAY DEPT. OFFICE - HEATING
H-3	BOILER & SCHEMATIC & HEATING DETAILS
E-1 & L-1	LOWER LEVEL PLAN - ELECTRIC & LIGHTING
E-2	FIRST FLOOR PLAN - HIGHWAY DEPT. OFFICE - ELECTRIC
L-2	FIRST FLOOR PLAN - HIGHWAY DEPT. OFFICE - LIGHTING

ABBREVIATIONS

A.F.F.	ABOVE FINISH FLOOR	SHIT.	SHEET
ALT.	ALTERNATE	SPEC. INSTR.	SPECIAL INSTRUCTION
BIT CONC.	BITUMINOUS CONCRETE	STL.	STEEL
CMT.	CEILING HEIGHT	STOR.	STORAGE
CHAM.	CHAMFEL	TEMP.	TEMPERED
C.J.	CONTROL JOINT	THK.	THICK
CLG.	CEILING	T.O.S.	TOP OF STEEL
CMU.	CONCRETE MASONRY UNIT	TRP.	TYPICAL
CONC.	CONCRETE	UR.	ORIGINAL
CONF.	CONFERENCE	VAR.	VARIES
DRWG.	DRAWING	VAT.	VINYL ASBESTOS TILE
ELEV.	ELEVATION	VEST.	VESTIBULE
FIN.	FINISH	WSKI.	WAINSCOT
FL.	FLOOR		
GYP. BD.	GYP. BOARD	C.B.	CHALK BOARD
H.M.	HOLLOW METAL	T.B.	TACK BOARD
H.R.	HIGH POINT	VENT.	VENTILATOR
HT.	HEIGHT	V.	VENT
JT.	JOINT	F.D.	FLOOR DRAIN
LAV.	LAVATORY	O.F.F.	OFF FINISH FLOOR
MET.	METAL		
MAT.	MATERIAL		
O.C.	ON CENTER		
P.C.C.	PRECAST CONCRETE CURB		
R.D.	ROOF DRAIN		
Req'd	REQUIRED		

DRAWING SYMBOLS

	CONCRETE		MASONRY UNIT
	STEEL		LIQUID INSULATION
	GYP. BOARD		BAT INSULATION
	ROUGH WOOD BLOCKING		SEALANT
	FINISHED WOOD		ACOUSTIC PANELS
	CONCRETE		ZIRPEL
	MORTAR & GROUT		BRICK
	GRAVEL		ROOM NUMBER
	COMPACTED SOIL		SECTION LETTERS SEE SHEET NUMBER
			DOOR NUMBER
			FINISHED ELEVATION
			COLUMN LINE
			ELEVATION NUMBER SHEET NUMBER



AGENCY OF TRANSPORTATION - NEW OFFICE
 STATE OF VERMONT - DEPT. OF STATE BUILDINGS
 DUMMERSTON, VERMONT
 GORDON G. WOODS ASSOC., ARCHITECTS, BURLINGTON, VERMONT

REVISIONS	BY
4-8-85 Detail	BW
8-9-85	
LABOR INDUSTRY Bldg	
LETTER 8-24-85	
10-25-85	
2-18-86	
5-16-86	

DRAWN	JW/aw
CHECKED	GCW
DATE	MAR. 29, 1985
SCALE	NONE
JOB NO.	8420
SHEET	2
OF	32
RI	