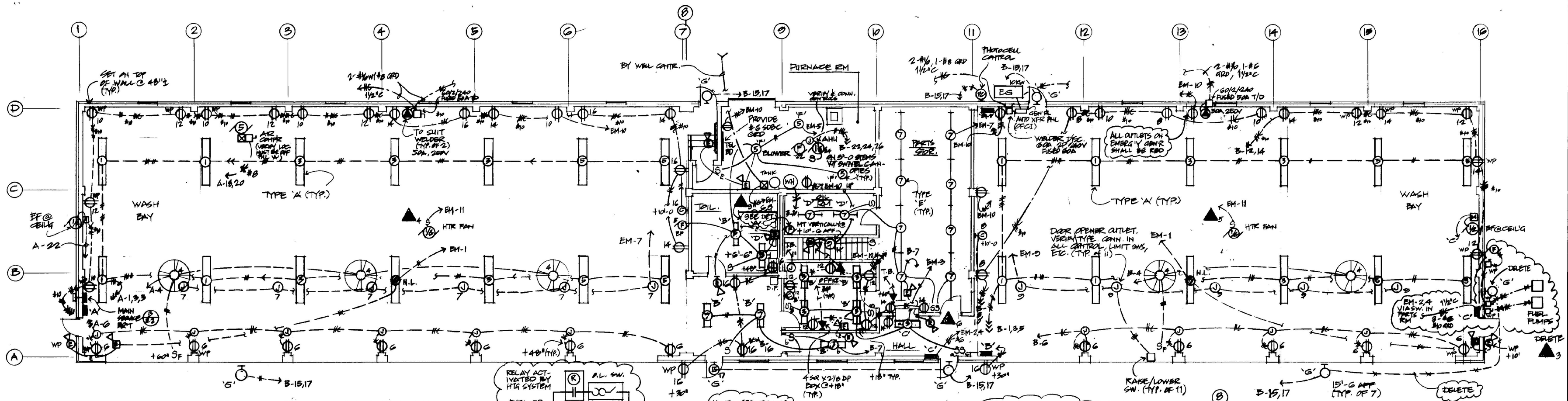

1 / E-2 GRD FLR ELECT. PLAN
SCALE: 1/8" = 1'-0"

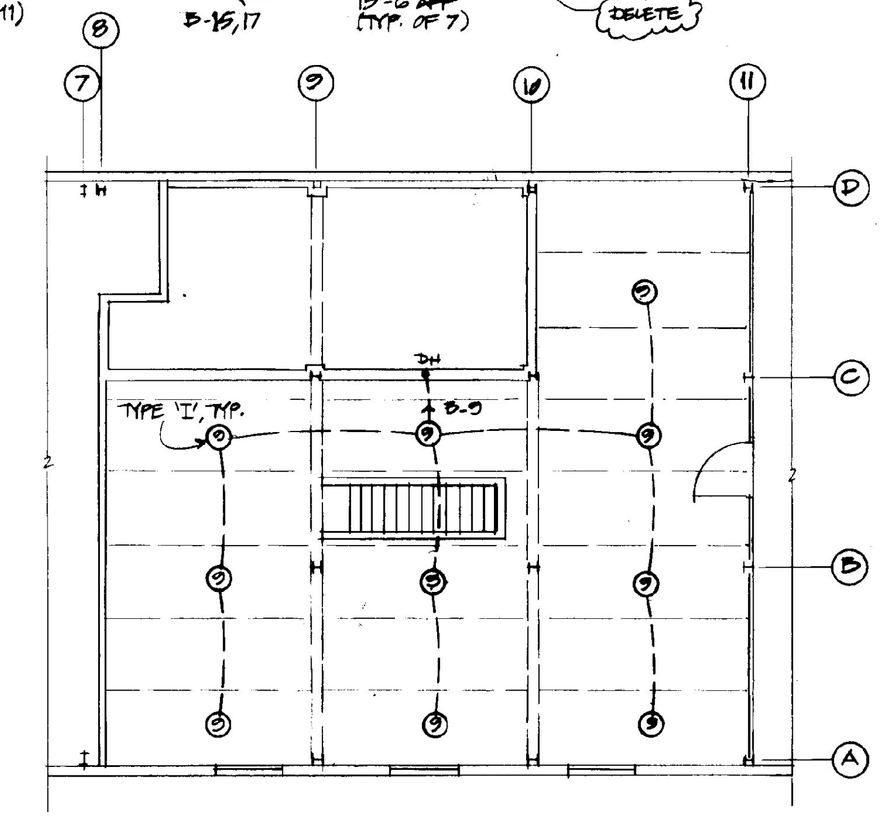

2 / E-1 MEZZ. ELECT. PLAN
SCALE: 1/8" = 1'-0"

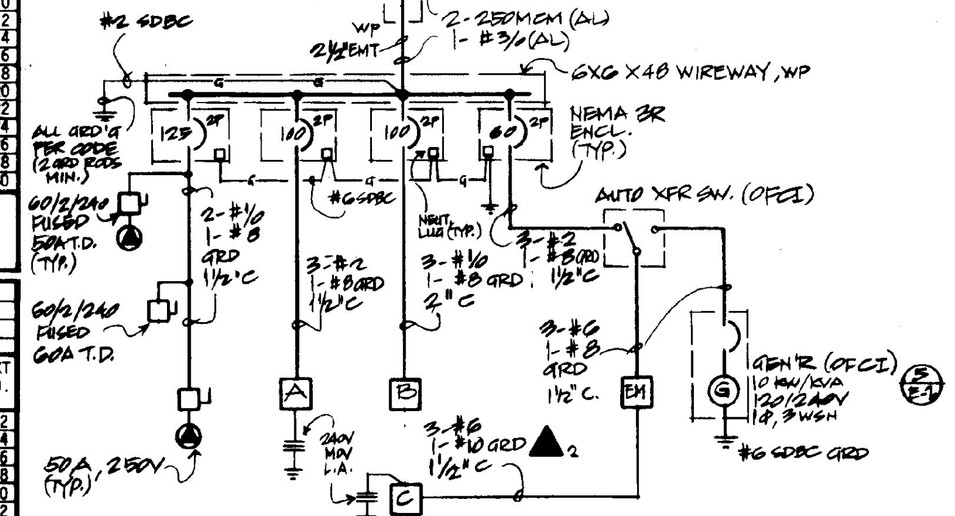

4 / E-2 SINGLE-LINE DIAGRAM
NO SCALE

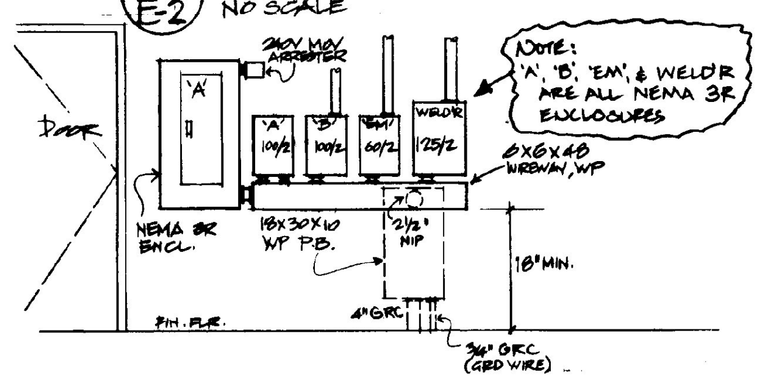

3 / E-2 SER. EQ'T ELEV.
N.T.S.

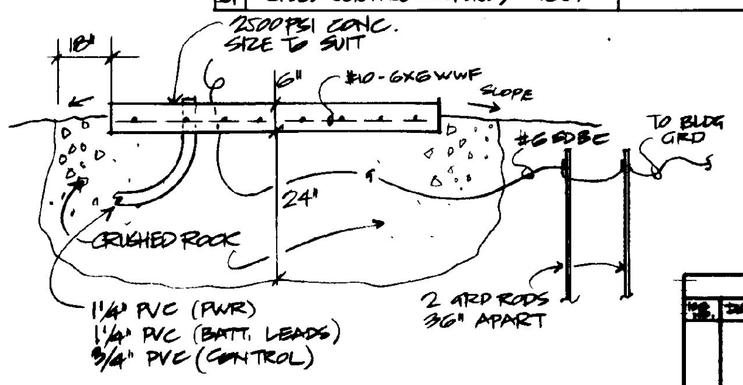

5 / E-2 GEN'R PAD DET.
N.T.S.

PANEL 'A' (NEMA 3R)

VOLTS	120/240
PHASE	1
NEUTRAL	✓
BUS	100A
MAIN BKR	
LUGS ONLY	✓
BKR TYPE	QP
BKR A.I.C.	10K

FEED: BOTTOM ✓ TOP
MTG: SURFACE ✓ FLUSH
TYPE: PANELBD ✓ LOAD CTR
DOOR: WITH ✓ WITHOUT

CKT NO.	LOAD	QTY	BKR P	BKR A	L1	L2	L3	BKR A	BKR P	QTY	LOAD	CKT NO.
1	LTG +	4	1	20	1000	500		20	1		SPARE	2
3	" +	3					1750	600		3	O.H. FANS	4
5	" +	4			1000	1260				3	O.H.	6
7	SPARE						500	200		1	HTR FAN	8
9	"			↓	500	720				4	C.O.S	10
11	PPD			-			-	720		4	"	12
13				-	-	720				4	"	14
15				-			-	540		4	" + CLOCK	16
17				-	-	3200				20	2	AIR COMPR. 5HP	18
19				-			-	3200		-	" " "	20
21				-	-	1100				20	1	E.F. 1/6 HP	22
23				-			-	-		-		PPD	24
25				-	-	-				-			26
27				-			-	-		-			28
29				-						-			30
SUB-TOTAL					2500	7500	1750	5260				
CONNECTED LOAD / PHASE					11,000		7210					
DEMAND LOAD / PHASE					7500		5260					
TOTAL DEMAND LOAD					12,760 VA							

HIGH LEG CURRENT: 62.5A

REMARKS: + PAINT BKR HANDLES YELLOW (U.L. LISTED FOR 5W/14)

PANEL 'B'

VOLTS	120/240
PHASE	1
NEUTRAL	✓
BUS	100A
MAIN BKR	
LUGS ONLY	✓
BKR TYPE	QP
BKR A.I.C.	10K

FEED: BOTTOM ✓ TOP
MTG: SURFACE ✓ FLUSH
TYPE: PANELBD ✓ LOAD CTR
DOOR: WITH ✓ WITHOUT

CKT NO.	LOAD	QTY	BKR P	BKR A	L1	L2	L3	BKR A	BKR P	QTY	LOAD	CKT NO.
1	LTG +	4	1	20	1000	500		20		-	SPARE	2
3	" +	3					750	400		2	O.H. FANS	4
5	" +	4			1000					5	C.O.S	6
7	"	3					1000	540		4	" + CLOCK	8
9	LTG. MEZZ.	11			1450	360				2	"	10
11	SPARE	-					500	540		3	"	12
13	"	-		↓	500	540				3	"	14
15	BAT'R LTS	6	2			600		900		3	"	16
17	"	-	-	-	600	500				-	SPARE	18
19	PPD		1	-			-	1200		1	WATER HTR	20
21				-	-	1100				2	2	BOILER BLOWER (AHU)	22
23				-			-	1150		-	-	"	24
25				-	-	100				-	1	1	WATER DRAFT FAN	26
27				-			-	-		-		PPD	28
29				-	-					-		"	30
SUB-TOTAL					4550	3200	3150	4730				
CONNECTED LOAD / PHASE					7750		7880					
DEMAND LOAD / PHASE	D.F. = 0.75				5800		5210					
TOTAL DEMAND LOAD					11,710 VA							

HIGH LEG CURRENT: 49.3A

REMARKS: * GFI BKR. + PAINT BKR HANDLES YELLOW (U.L. LISTED FOR 5W/14)

▲7 PANEL 'EM'

VOLTS	120/240
PHASE	1
NEUTRAL	✓
BUS	100
MAIN BKR	
LUGS ONLY	✓
BKR TYPE	QP
BKR A.I.C.	10K

FEED: BOTTOM ✓ TOP
MTG: SURFACE ✓ FLUSH
TYPE: PANELBD ✓ LOAD CTR
DOOR: WITH ✓ WITHOUT

CKT NO.	LOAD	QTY	BKR P	BKR A	L1	L2	L3	BKR A	BKR P	QTY	LOAD	CKT NO.
1	LTG	2	1	20	500	1500		20	2	1	PANEL 'C'	2
3	"	3					900	1500		-	"	4
5	" + FAN	3			750	900		20	2		WATER PUMP (3/4 HP)	6
7	O.H. DOORS *	6					1100	800		-	"	8
9	" " *	3			1100	1080		20	1	6	C.O.S	10
11	SPARE HTRS	2		↓			1000	900		6	C.O.S + CLOCK	12
13	PPD	-		-	-	540				3	"	14
15				-			-	900		1	OIL TRANSFER PUMP	16
17				-	-	-				-	PPD	18
19				-			-	-		-		20
21				-	-	-				-		22
23				-			-	-		-		24
SUB-TOTAL					2350	4920	4000	3900				
CONNECTED LOAD / PHASE					6230		6800					
DEMAND LOAD / PHASE	GP.S, PANEL = 0.65				4200		4500					
TOTAL DEMAND LOAD					8700 VA							

HIGH LEG CURRENT: 44.2A

REMARKS: * DOORS TO BE GP'D SINGLY

LIGHTING FIXTURE SCHEDULE

TYPE	DESCRIPTION	REF. TO
A	8' 2-LAMP FLUOR. INDUSTRIAL, 10% UP-LIGHT, 120V BALLAST, 2 LAMPS	LITHONIA AF10 2SG40
B	2-LAMP 40W RS WRAP-AROUND W/ ACRYLIC PRISM. DIFF'R, 120V BALLAST	LITHONIA 2LB240A120
C	1-LAMP SURFACE FLUOR., VANDAL-PROOF	ACME-DUNBAR 511-140
D	SIMILAR TO 'C', 2 LAMPS	ACME-DUNBAR 511-240
E	2-LAMP TANDEM 96" L 40W RS STRIP, FLUOR., 120V 2LAMP BALLAST	LITHONIA C240120(OT)
F	INDUSTRIAL INCAND. PORCELAIN REFLECTOR, 150A LAMP, STD DOME	BENJAMIN V5642
G	HID WALL BRCT, 150W H.P.S. ASYM. DISTR., 240V BALLAST	HOLOPHANE 489-240
H	INCAND. WALL BRCT, 75W LAMP, VANDAL PROOF, STD SCREWS	ACME-DUNBAR 202
I	KEYLESS PORC., RECEPT. W/ WIRE GUARD, 75W LAMP	-

CEILING FAN SCHEDULE

J	'ENVIRDFAN' #160-F	—
Sf	SPEED CONTROL (ONE/BLWR) #150F	—

TYPE 'C' PANEL

C-2 (N/A 0.4) LOAD CTR TYPE W/ 1-20AT, 1P & 2-20AT 2P (SW'D NEUT.) BKRS 120/240V, 1Ø, 3WSH, 125A MLO, 12 POS'N, NEMA #3R ENCL.
C-1
C-3
LTG CKT (VERIFY LOC.)
XP FUEL PUMPS XP

ISSUE RECORD			
NO.	DATE	DESCRIPTION	BY

STATE OF VERMONT
DEPARTMENT OF STATE BUILDINGS
AGENCY OF ADMINISTRATION
MONTPELIER, VERMONT

ELECTRICAL PLANS AND DETAILS

AGENCY OF TRANSPORTATION
11 BAY MAINTENANCE GARAGE
DUMMERSTON, VERMONT DISTRICT 2

DATE: 9-22-85	SCALE: AS NOTED	REVISIONS: 4-10-85 JPO/PF; 2-24-87 RWW	DWG. NO. E-2
DRAWN BY: RWW	APPROVED BY: F. PRATT		20 OF 21

STATE OF VERMONT — FORREST WAKEFIELD WARD — No. 3841 — REGISTERED PROFESSIONAL ENGINEER

Wakefield Ward & Associates