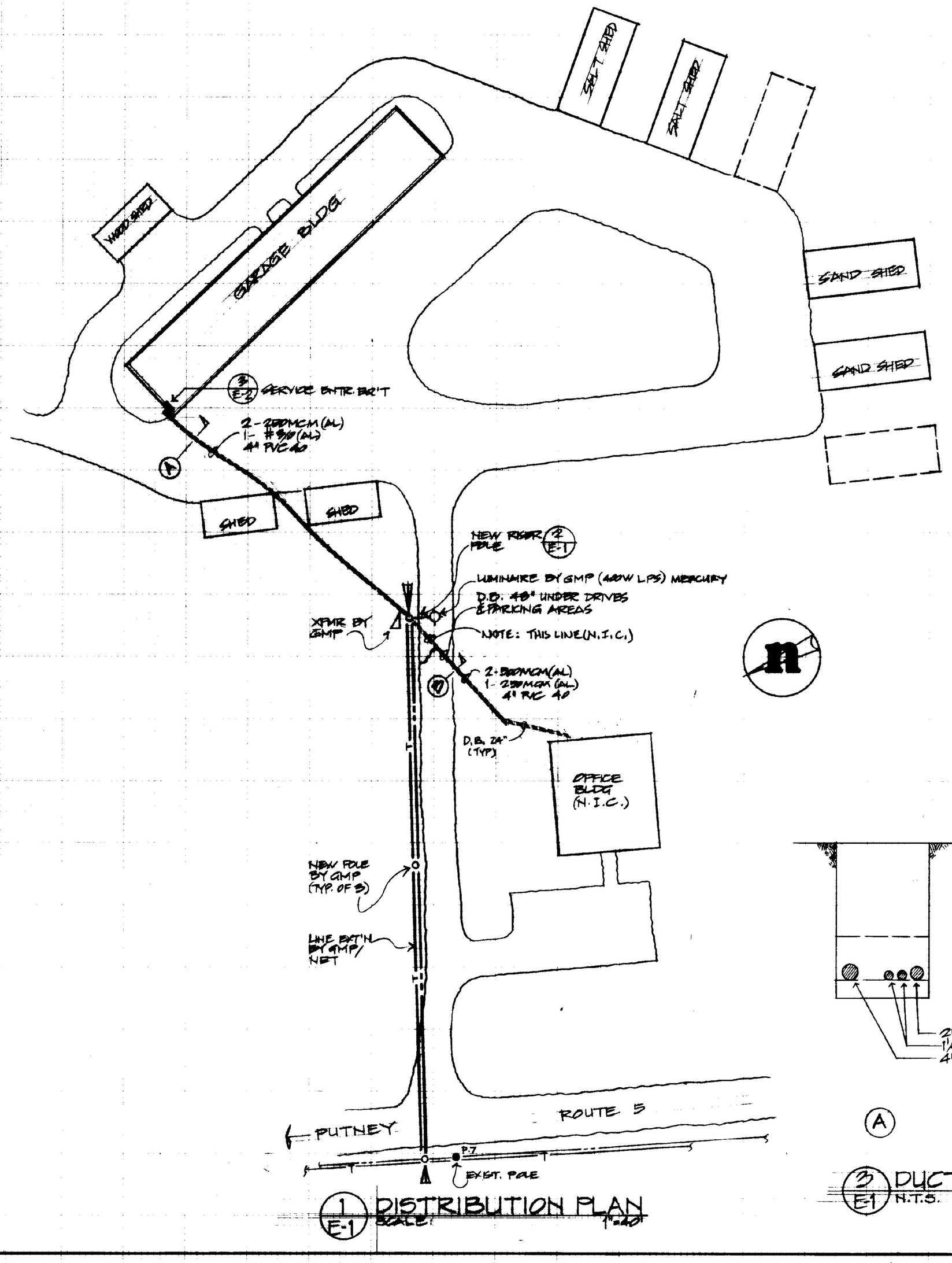

1 E-1 DISTRIBUTION PLAN
SCALE: 1"=40'

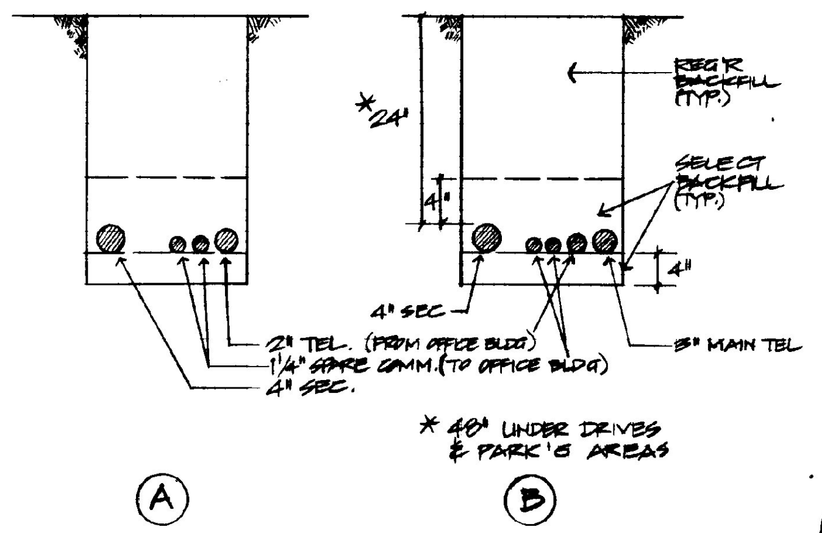

3 E-1 DUCT SECTIONS
N.T.S.

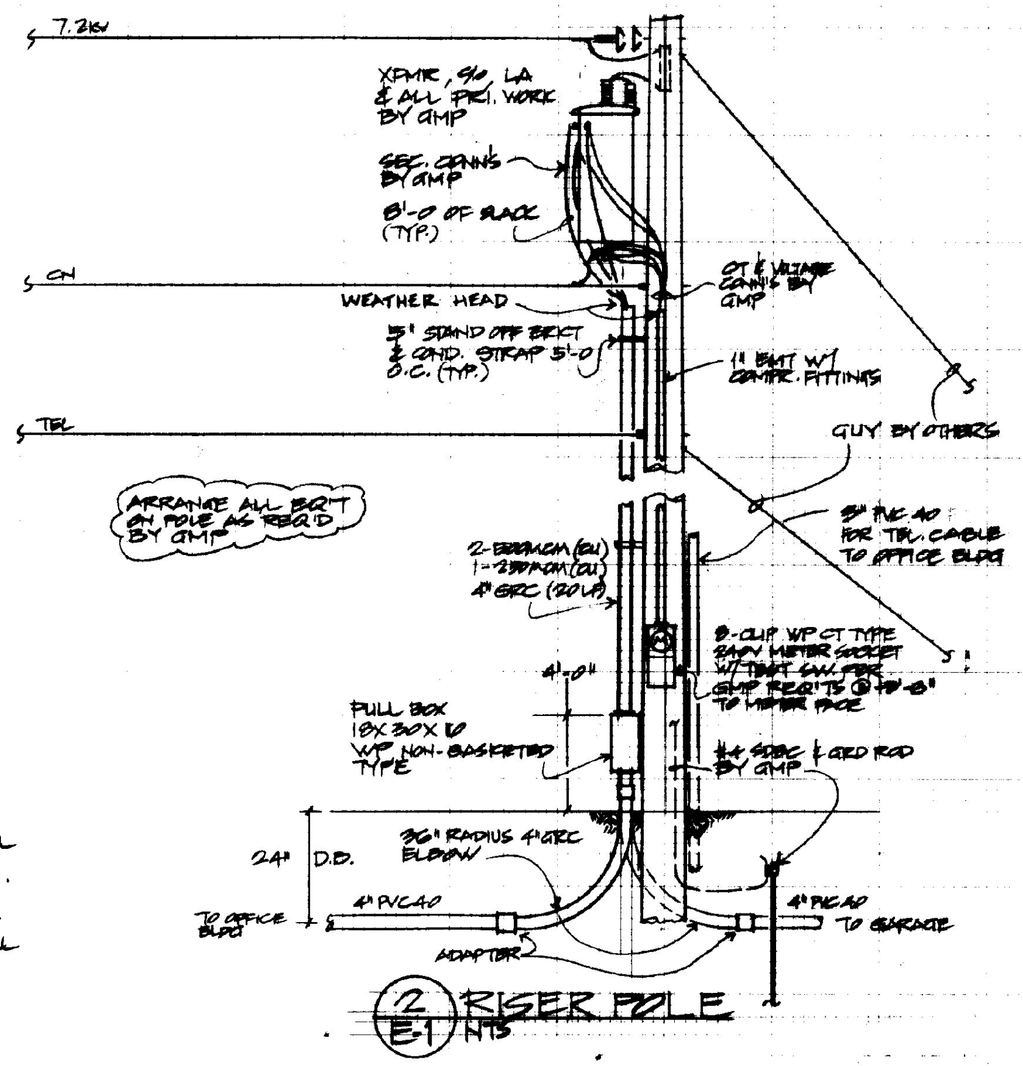

2 E-1 RISER POLE
NTS

SYMBOL LEGEND

- Telephone outlet installed in floor.
- S — Wall switch, single-pole (P = pilot light).
- S_2 — Wall switch, double-pole.
- S_3 — Wall switch, three-way (4 = 4-way).
- D — Dimmer, rating as noted.
- Panelboard, power.
- Panelboard or load center, lighting.
- Telephone cabinet.
- Electric Motor with HP noted.
- Fractional HP motor less than 1/8 HP.
- Safety switch, HP-rated, non-fusible unless otherwise noted.
- Magnetic motor starter, across-the-line unless otherwise noted.
- Manual motor starter.
- EMERG'Y LTG UNIT W/NO. HEADS SHOWN
- " " " REMOTE HEAD
- OVERHEAD FAN
- S_F — SPEED CONTROLLER FOR FANS
- CONDUIT SEAL
- D.B. — DEPTH OF BURIAL
- OFCI — OWNER FURNISHED/CONTRACTOR INSTALLED
- GRC — GALVANIZED RIGID CONDUIT
- Branch circuits concealed in ceiling or wall, 2 No. 12 wires in raceway unless otherwise noted. Hash marks indicate number of wires when more than two.
- Branch circuit as above concealed in floor or ground.
- Branch circuit as above exposed.
- Auxiliary circuit (T = telephone, S = sound, &c).
- Home run to panelboard or cabinet (No. of arrows = No. circuits).
- Fluorescent light fixture, ceiling mounted, with circuit number inside and type designation outside.
- Fluorescent fixture, wall mounted, as above.
- Fluorescent strip fixture, ceiling mounted, as above.
- Fluorescent strip fixture, wall mounted, as above.
- Incandescent fixture, ceiling mounted, as above.
- Incandescent fixture, wall mounted, as above.
- Exit light, ceiling mounted, directional arrows as required.
- Exit light, wall mounted.
- Junction box installed in floor or ceiling.
- Junction box installed in wall.
- Duplex convenience outlet, 2P, 3W grounding type.
- Duplex outlet as above left side switched.
- Convenience outlet installed in floor.
- Special purpose outlet, rating as noted.
- Clock outlet.
- Telephone outlet.

STATE OF VERMONT
DEPARTMENT OF STATE BUILDINGS
AGENCY OF ADMINISTRATION
MONTPELIER, VERMONT

ELECTRICAL SITE PLAN

AGENCY OF TRANSPORTATION
11 BAY MAINTENANCE GARAGE
DUMMERSTON, VERMONT DISTRICT 2

DATE	SCALE	REVISIONS	DWG. NO.
9-22-85	AS NOTED	9-10-85 JPO/FP	E-1
DRAWN BY: RWW	APPROVED BY: F. PRATT		19 OF 21

Wakefield Ward & Associates