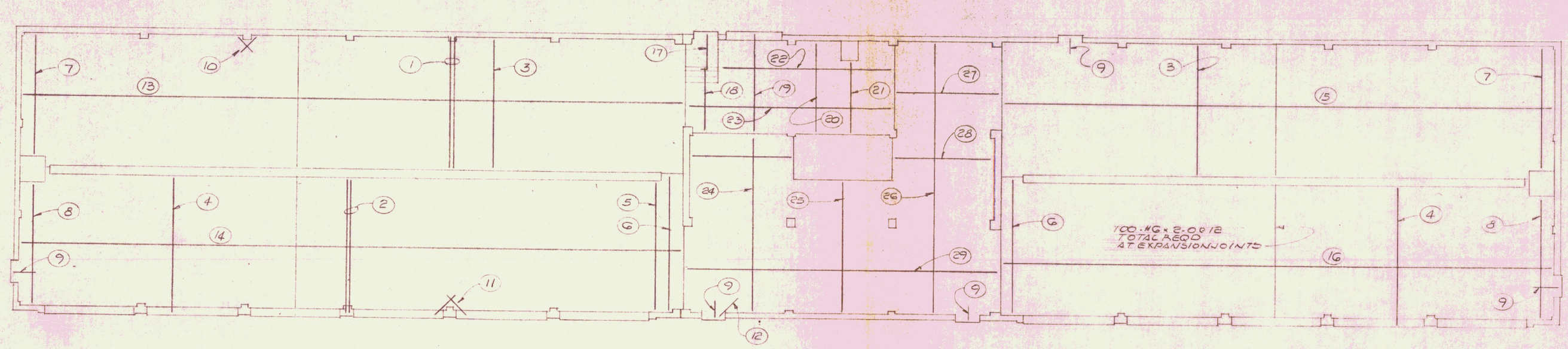

10 x (1)
2-#6 x 6C1
HOOK AT A.B.

10 x (2)
2-#6 x 6C2
HOOK AT A.B.

(3)
175-#4 x 4C3 @ 12
OMIT AT COLUMNS

11 x (4)
14-#4 x 4C4 @ 12
180° HOOK AT
TRENCH

(5)
2-#4 x 4C3 @ 12

2 x (6)
2-#4 x 4C5 @ 12

2 x (7)
4-#4 x 4C
AT OIL PIT

2 x (8)
4-#4 x 4C6 @ 12
AT OIL PIT

5 x (9)
4-#4 x 4C8 @ 12

13 x (10)
4-#4 x 3-0
2 TOP, 2 BOT

13 x (11)
4-#4 x 3-0
2 TOP, 2 BOT.

25 x (12)
2-#4 x 3-0
1 TOP, 1 BOT

(13)
2 1 RUNS #4 @ 12
3-#4 x 30-0 EACH
1-#4 x 18-0 1 RUN
FIELD CUT TO SUIT
TYPICAL

(14)
2 1 RUNS #4 @ 12
3-#4 x 30-0 EACH
1-#4 x 18-0 1 RUN

(15)
2 1 RUNS #4 @ 12
3-#4 x 30-0 EACH RUN

(16)
2 1 RUNS #4 @ 12
3-#4 x 30-0 EACH RUN

(17)
5-#4 x 4C9 @ 12
4-#4 x 4-6 TEMP @ 12

(18)
5-#4 x 4C10 @ 12

(19)
9-#4 x 4C11 @ 12

(20)
14-#4 x 4C13 @ 12

(21)
3-#4 x 4C12 @ 12

(22)
7-#4 x 4C14 @ 12
FIELD CUTTO CHIM.

(23)
8-#4 x 4C15 @ 12

(24)
16-#4 x 4C16 @ 12

(25)
16-#4 x 4C17 @ 12

(26)
2 x 16-#4 x 4C18 @ 12
16 PAIRS - LAP 2'-0

(27)
14-#4 x 16-0 @ 12

(28)
7-#4 x 15-6 @ 12

(29)
1 RUNS #4 @ 12
1-#4 x 30-0 1 EACH
1-#4 x 21-0 1 RUN

BARKER STEEL CO., INC. NORTHERN STEEL, INC.
PIONEER VALLEY STEEL CO., INC.
50 GIBSON ST., BOX 227, MEDFORD, MA. 02155 617-391-8600

DRAWING NO. C | FILE NO. | PAGE 1 OF 1 | RELEASE NUMBER
REVISIONS | MADE BY: RDS | DATE: 8/25/86

JOB LABEL CARD

C.O.	FILE NUMBER	C.O.	CUSTOMER NAME	JOB NAME
	FRCU 87		J.A. RUSSELL CORP	

BENDING DETAILS

SHEET	DRAW. CO.	THEOR. LENGTH FT	THEOR. LENGTH IN	BAR MARK	BEND TYPE	A FT	A IN	B FT	B IN	C FT	C IN	D FT	D IN	E FT	E IN	F FT	F IN	G FT	G IN	H FT	H IN	J FT	J IN	K FT	K IN	O FT	O IN	BND. OPP. DIR.
6				GC1	1	0	8	19	10									0	8									
6				GC2	1	0	8	20	10									0	8									
4				4C3	1	0	6	19	10									0	6									
4				4C4	12	0	6	21	0									0	4									
4				4C5	1	0	6	20	10									0	6									
4				4C6	1	0	6	18	10									0	6									
4				4C7	1	0	6	18	10									0	6									
4				4C8	1	0	6	5	0																			
4				4C9	17			0	6	5	8																	
5				5C10	3			7	6	2	8									1	2							
4				4C11	1	0	6	15	8																			
4				4C12	1	0	6	11	0																			
4				4C13	1	0	6	14	0									0	6									
4				4C14	1	0	6	27	0									0	6									
4				4C15	1	0	6	32	0									0	6									
4				4C16	1	0	6	27	6									0	6									
4				4C17	1	0	6	20	4									0	6									
4				4C18	1	0	6	22	0																			

3-104

ALL DRAWINGS ARE APPROVED FOR GENERAL LAYOUT ONLY
Accuracy regards dimensions and quantities is the responsibility of respective suppliers or sub-contractors.
Date 9/3/86 By Peter Mellowson

4		
3		
2		
1	8.26.86	APPROVAL
	DATE	SENT FOR

PIONEER STEEL ENGINEERING, INC.
GREENFIELD, MA.

STRUCTURE	ELEVEN BAY MAINT GARAGE
LOCATION	AGENCY OF TRANSPORTATION / LYNDONVILLE, VERMONT
ARCHITECT	GORDON G. WOODS ASSOC.
ENGINEER	
CUSTOMER	J.A. RUSSELL CORP
MADE BY: RDS	DATE: 8/25/86
CONTRACT NO.	PRCJ 809
DRAWING COVERS	SLAB PLAN
DRAWING NO.	C

REINFORCING STEEL PLACING DRAWING ONLY. USE WITH CONTRACT DRAWING & SPECIFICATIONS. ELEVATIONS & DIMENSIONS SHOWN ON THIS DRAWING SHOULD NOT BE USED FOR CONSTRUCTION.

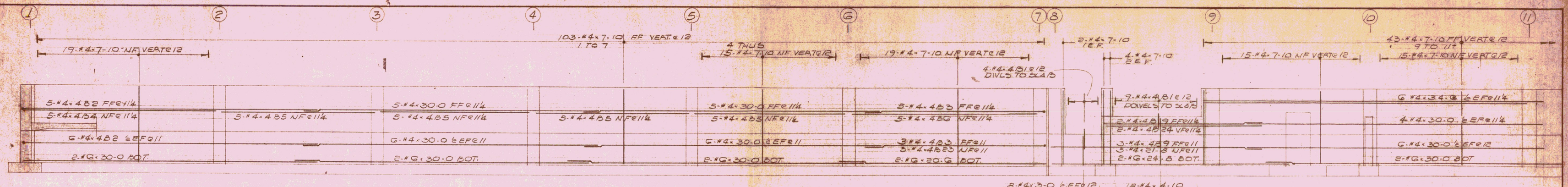

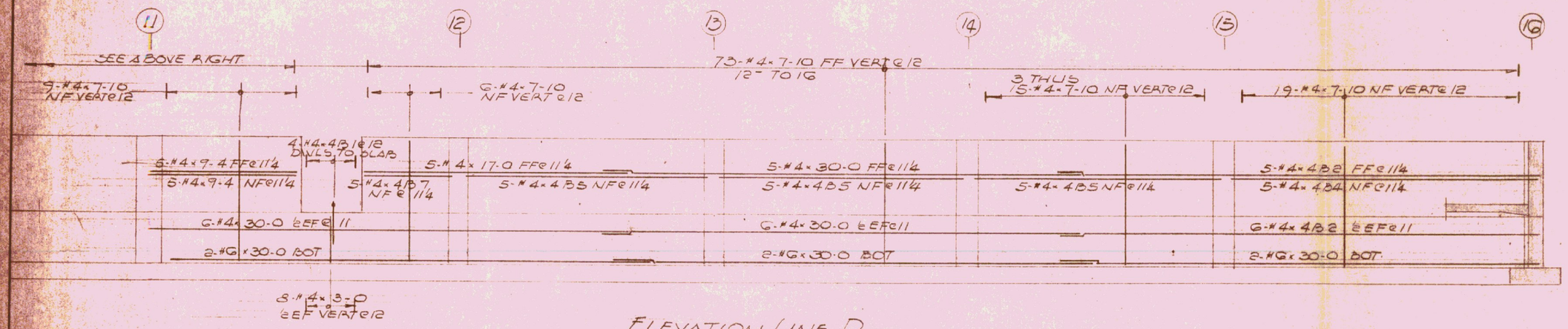

PIERS AT A1, D1, A16, D16
4 THUS
18 x 16
8-#5x4-6 4B W. BOT FTG @ 10
4-#6x6-8 B VERT. DOWELS
4-#6x3-2 VERT. UND. COL.
4-#6x7-10 VERTICALS
9-#3x3B10 TIES @ 12
REF 7d/S1

PIERS AT D2, D3, D4, D5, D6, D12, D13, D14, D15
9 THUS
14 x 19
4-#5x4-6 BOT. FTG @ 10
6-#5x2-8 BOT FTG @ 10 S.W.
4-#6x6-8 B VERT. DOWELS
4-#6x3-2 VERT. UND. COL.
4-#6x7-10 VERTICALS
9-#3x3B11 TIES @ 12
REF 7b/S1

PIERS AT D9, D10, D11
3 THUS
16 x 16
4-#5x4-6 BOT. FTG @ 10
6-#5x2-8 BOT FTG @ 10 S.W.
4-#6x6-8 B VERT. DOWELS
4-#6x3-2 VERT. UND. COL.
4-#6x7-10 VERTICALS
9-#3x3B12 TIES @ 12
REF 7d/S1

PIER AT D7
1 THUS
19 x 16
4-#5x4-6 BOT FTG @ 10
6-#5x2-8 BOT FTG @ 10 S.W.
4-#6x6-8 B VERT. DOWELS
4-#6x3-2 VERT. UND. COL.
4-#6x7-10 VERTICALS
9-#3x3B11 TIES @ 12
REF 7c/S1

PIER AT D8
1 THUS
19 x 16
4-#5x4-6 BOT FTG @ 10
6-#5x2-8 BOT FTG @ 10 S.W.
4-#6x6-8 B VERT. DOWELS
4-#6x3-2 VERT. UND. COL.
4-#6x7-10 VERTICALS
9-#3x3B13 TIES @ 12
REF 7c/S1

ELEVATION LINE D

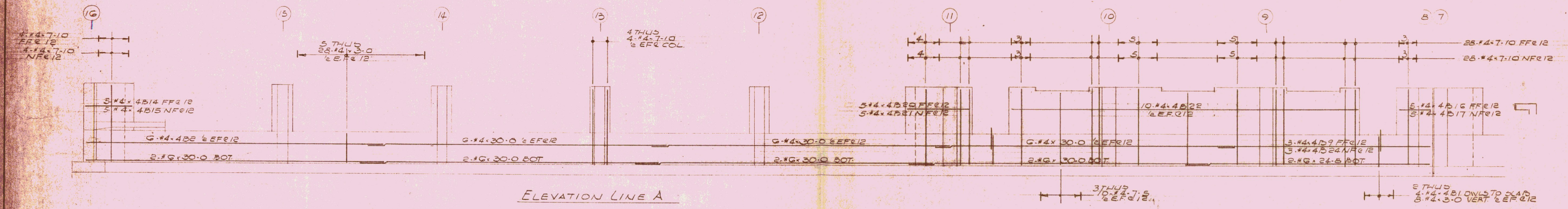

ELEVATION LINE A

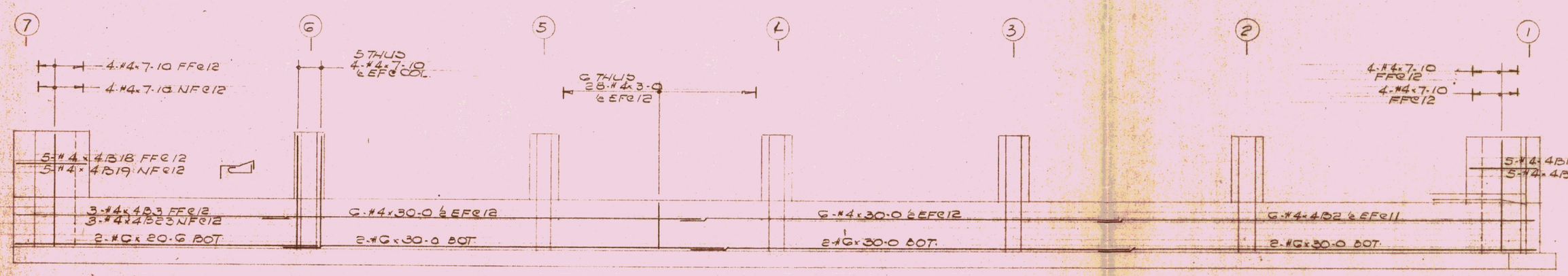

ELEVATION LINE A

PIERS AT A2, A3, A4, A5, A6, A12, A13, A14, A15
9 THUS
12/18 x 14/24
4-#5x4-6 BOT. FTG @ 10
6-#5x2-8 BOT. FTG @ 10 S.W.
4-#6x6-8 B VERT. DOWELS
4-#6x3-2 VERT. UND. COL.
4-#6x7-10 VERTICALS
8-#4x7-10 TIE SUPPORTS
9-#3x3B11 TIES @ 12
FULL HEIGHT
5-#3x3B28 TIES
REF 7a/S1

PIERS AT A7, A8
2 THUS
16 x 16
4-#5x4-6 BOT. FTG @ 10
6-#5x2-8 BOT. FTG @ 10 S.W.
4-#6x6-8 B VERT. DOWELS
4-#6x3-2 VERT. UND. COLS.
4-#6x7-10 VERTICALS
9-#3x3B16 TIES
REF 7k & 7l/S1

PIERS AT A9, A10, A11
3 THUS
16 x 16
4-#5x4-6 BOT. FTG @ 10
6-#5x2-8 BOT. FTG @ 10 S.W.
4-#6x6-8 B VERT. DOWELS
4-#6x3-2 VERT. UND. COL.
4-#6x7-10 VERTICALS
9-#3x3B12 TIES
REF: 7n/S1

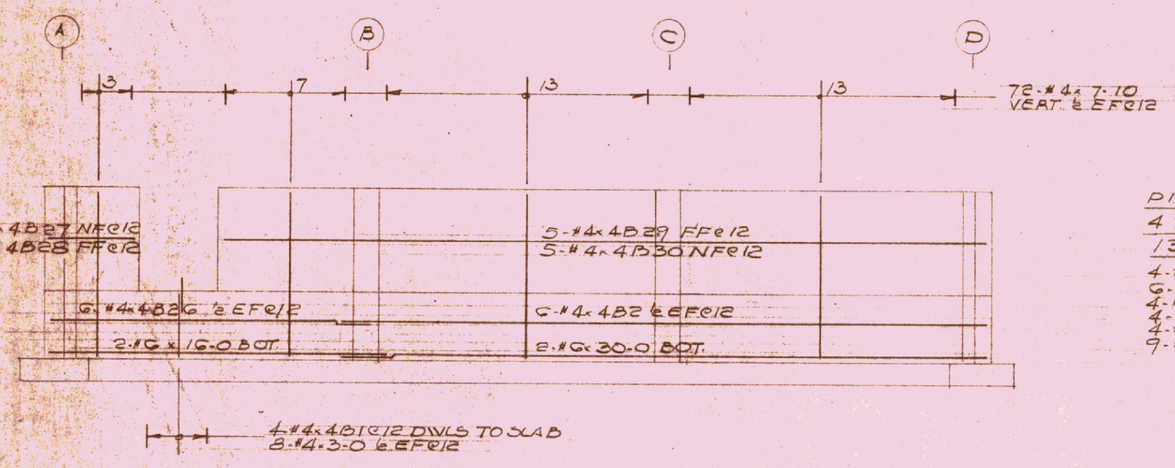

PIERS AT B1, C1, B16, C16
4 THUS
13 x 14
4-#5x4-6 FTG. BOT @ 10
6-#5x2-8 BOT FTG @ 10 S.W.
4-#6x6-8 B VERT. DOWELS
4-#6x3-2 VERT. UND. COLS.
4-#6x7-10 VERTICALS
9-#3x3B8 TIES

ELEVATION - LINE 1 AS SHOWN
ELEVATION - LINE 16 OPP HAND

REINFORCING STEEL PLACING DRAWING ONLY. USE WITH CONTRACT DRAWING & SPECIFICATIONS. ELEVATIONS & DIMENSIONS SHOWN ON THIS DRAWING SHOULD NOT BE USED FOR CONSTRUCTION.

ALL DRAWINGS ARE APPROVED FOR GENERAL LAYOUT ONLY. Accuracy regards dimensions and quantities is the responsibility of respective suppliers or sub-contractors. Date 4/15/86 By [illegible]

4			
3			
2			
1	6-28-86	APPROVAL	
	DATE	SENT FOR	

PIONEER STEEL ENGINEERING, INC.
GREENFIELD, MA.

STRUCTURE	ELEVEN BAY MAINT. GARAGE
LOCATION	AGENCY OF TRANSPORTATION DUMMERSTON, VERMONT
ARCHITECT	GORDON G. WOODS ASSOC
ENGINEER	
CUSTOMER	J.A. RUSSELL CORP
MADE BY: RDB DATE 3/26/86	CONTRACT NO. PRGJ 8079
DRAWING COVERS FDN. WALL ELEVATIONS	DRAWING NO. B2

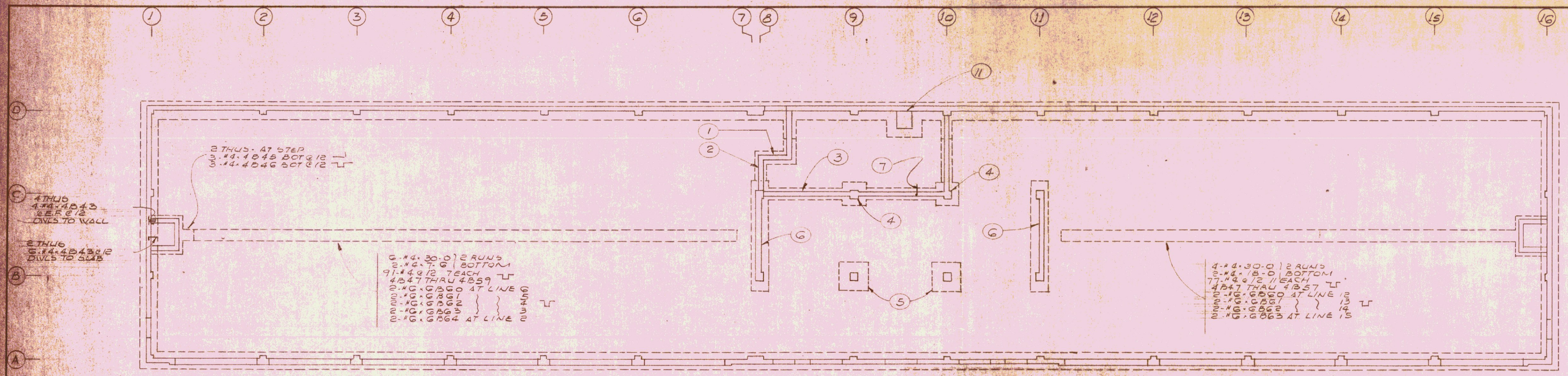

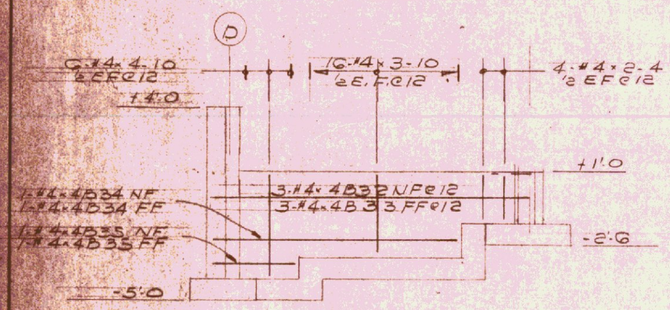

ELEVATION A-A

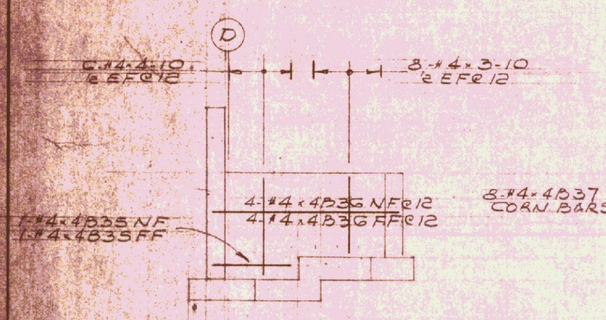

ELEVATION B-B

(1) WALL
8-#4-5-6 HORZ.
@ E.F. @ 12
12-#4x3-10 VERT.
@ E.F. @ 12
8-#4x4B37
CORN. BARS
LEFT END

(2) WALL
8-#4-4B38 HORZ
@ E.F. @ 12
12-#4-3-10 VERT
@ E.F. @ 12

(11) CHIMNEY
16-#5-5-8
@ E.W. @ 10 FTG.
3-#6-6B65
VERT. "U" DWLS
4-#6-5-4 VERT.
3-#4-3-4 VERT (3 SIDES)
6-#4-4B66 TIES @ 12
(AROUND #6 VERT)
12-#4-4B67 DOWELS
6 EA. SIDE @ 12
DOWELS TO MAIN WALL

(3) WALL
6-#4x33-0 HORZ.
@ E.F. @ 12
60-#4x5-4 VERT.
@ E.F. @ 12

2x(4) PIERS
5-#5x3-8 FTG.
@ E.W. BOTTOM
4-#6x6B39
VERTICAL DOWELS
3-#3x3B12
TIES @ 12

2x(5) PIERS
12-#5x4-8 FTG.
@ E.W. BOTTOM
4-#6x6B39
VERTICAL DOWELS
3-#3x3B12
TIES @ 12

2x(6) WALLS
6-#4x4B40 HORZ O.F. @ 12
6-#4x4B41 HORZ. I.F. @ 12
26-#4-5-4 VERT @ E.F. @ 12
(2 THUS)
7-#5x4-0 FTG. BOTT @ 10
6-#5x2-8 FTG. BOTT @ 10 S.W.
4-#6x6B8 VERTICAL DWLS
4-#6-5-4 VERTICALS
6-#3x3B12 TIES @ 12

(7)
60-#4-4B42@12
DOWELS TO SLAB
TOTAL REQD

(8) PIT BASE SLAB
7-#4x5-0 BOT @ 12
6-#4x6-4 BOT @ 12

2x(9) PIT SIDE WALLS
4-#4x4-6 HORZ.
@ E.F. @ 12
10-#4-4B44 VERT.
@ E.F. @ 12

2x(10) PIT WALL
4-#4x5-4 HORZ.
@ E.F. @ 12
8-#4-4B37 C.B.
4 EACH END
12-#4x4B44 VERT.
@ E.F. @ 12

BARKER STEEL CO., INC. NORTHERN STEEL, INC.
PIONEER VALLEY STEEL CO., INC.
50 QUINCY ST. BOX 227 MEDFORD, MA. 02155 617-391-9600

DRAWING NO. B & B1 | FILE NO. | PAGE 1 OF 1 | RELEASE NUMBER
REVISIONS | MADE BY: RDS | DATE: 8/25/86

JOB LABEL CARD

FILE NUMBER	CUSTOMER NAME	JOB NAME
PRGJ809	L.A. RUSSELL	

BENDING DETAILS

SHEET	ITEM	BAR SIZE CO.	THEOR. LENGTH FT	THEOR. LENGTH IN	BAR MARK	NO. OF PCS.	BEND TYPE	A FT	A IN	B FT	B IN	C FT	C IN	D FT	D IN	E FT	E IN	F/R FT	F/R IN	G FT	G IN	H FT	H IN	J FT	J IN	K FT	K IN	O FT	O IN	BND DIM. CHG.
4			-		4B1	17				1-6		1-6																		
4			-		4B2	17				0-8		30-0																		
4			-		4B3	17				1-3		18-3																		
4			-		4B4	75		0-6		19-7										0-8										
4			-		4B5	1		0-6		15-6										0-6										
4			-		4B6	1		0-6		18-10										0-6										
4			-		4B7	1		0-6		5-9										—										
6			-		6B8	17				1-0		2-0																		
4			-		4B9	17				1-3		21-8																		
3			-		3B10	71		0-4		0-9		1-0		0-9		1-0				0-4										
3			-		3B11	71		0-4		0-10		1-2		0-10		1-2				0-4										
3			-		3B12	71		0-4		1-0		1-0		1-0		1-0				0-4										
3			-		3B13	72		0-4		0-6		1-4		1-2		1-0				1-0										
4			-		4B14	H1		0-8		1-0		3-8		0-8								0-2				1-0		4-8		
4			-		4B15	20				0-8		4-8		0-8																
4			-		4B16	17				1-0		2-7		0-6																
4			-		4B17	20				0-6		1-7		0-6																
4			-		4B18	H1		0-8		1-0		3-9		1-0								0-2				1-0		4-9		
4			-		4B19	75		0-6		4-0										0-8										
4			-		4B20	H1		0-8		1-0		5-3		0-6								0-2				1-0		6-3		
4			-		4B21	17				0-8		6-3		0-6																
4			-		4B22	17				0-6		35-8		0-6																
4			-		4B23	17				0-8		18-3																		
4			-		4B24	17				0-6		21-8																		
3			-		3B25	L1		0-4		0-8		0-8		1-8		0-8		0-8		0-4										
4			-		4B26	17				0-8		15-2																		
4			-		4B27	20				0-8		4-0		0-6																
4			-		4B28	17				0-8		4-0		0-6																
4			-		4B29	17				0-8		35-6		0-6																
4			-		4B30	20				0-8		35-6		0-6																
3			-		3B31	71		0-4		0-10		0-9		0-10		0-9				0-4										
4			-		4B32	17				0-8		14-10		0-8																
4			-		4B33	20				0-8		14-10		0-8																
4			-		4B34	17				0-8		11-6																		
4			-		4B35	17				0-8		4-0																		
4			-		4B36	17				0-8		8-10																		
4			-		4B37	17				1-6		1-6																		
4			-		4B38	17				0-8		6-4																		
6			-		6B39	17				2-2		3-0																		
4			-		4B40	17				1-0		15-0		1-0																
4			-		4B41	17				0-5		13-8		0-5																
4			-		4B42	17				1-6		2-0																		
4			-		4B43	17				0-8		2-4																		
4			-		4B44	17				0-8		2-8																		
4			-		4B45	17				1-0		3-9																		
4			-		4B46	54		2-6		2-6		1-6		2-6						2-6										
4			-		4B47	54		2-6		0-9		1-6		0-9						2-6										
4			-		4B48	54		2-6		0-10		1-6		0-10						2-6										
4			-		4B49	54		2-6		0-11		1-6		0-11						2-6										
4			-		4B50	54		2-6		1-0		1-6		1-0						2-6										
4			-		4B51	54		2-6		1-1		1-6		1-1						2-6										
4			-		4B52	54		2-6		1-2		1-6		1-2						2-6										
4			-		4B53	54		2-6		1-3		1-6		1-3						2-6										
4			-		4B54	54		2-6		1-4		1-6		1-4						2-6										
4			-		4B55	54		2-6		1-5		1-6		1-5						2-6										
4			-		4B56	54		2-6		1-6		1-6		1-6						2-6										
4			-		4B57	54		2-6		1-7		1-6		1-7						2-6										
4			-		4B58	54		2-6		1-8		1-6		1-8						2-6										
4			-		4B59	54		2-6		1-9		1-6		1-9						2-6										
6			-		6B60	54		2-6		0-10		1-6		0-10						2-6										
6			-		6B61	54		2-6		1-1		1-6		1-1						2-6										
6			-		6B62	54		2-6		1-3		1-6		1-3						2-6										
6			-		6B63	54		2-6		1-6		1-6		1-6						2-6										
6			-		6B64	54		2-6		1-8		1-6		1-8						2-6										
6			-		6B65	17				2-0		2-8		2-0																
4			-		4B66	72		0-42		2-4		2-8		2-4		2-8				0-42										
4			-		4B67	17				1-0		2-8																		

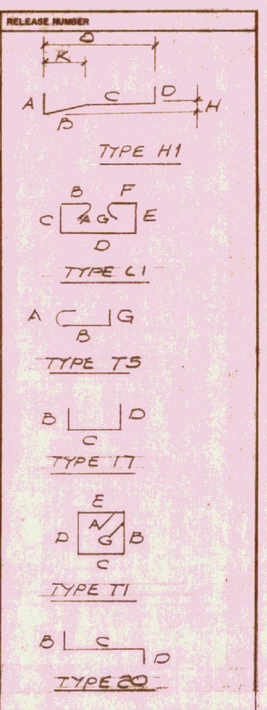

REINFORCING STEEL PLACING DRAWING ONLY. USE WITH CONTRACT DRAWING & SPECIFICATIONS. ELEVATIONS & DIMENSIONS SHOWN ON THIS DRAWING SHOULD NOT BE USED FOR CONSTRUCTION.

S-102

ALL DRAWINGS ARE APPROVED FOR GENERAL LAYOUT ONLY
Accuracy regards dimensions and connections is the responsibility of respective suppliers or subcontractors.
Date 9/5/86 By [illegible]

4		
3		
2		
1	8-25-86	APPROVAL
	DATE	SENT FOR

PIONEER STEEL ENGINEERING, INC.
GREENFIELD, MA.

STRUCTURE	ELEVEN BAY MAINT. GARAGE
LOCATION	AGENCY OF TRANSPORTATION DUMMERSTON, VERMONT
ARCHITECT	GORDON G. WOODS ASSOC.
ENGINEER	
CUSTOMER	L.A. RUSSELL CORP.
MADE BY RDS	DATE 8/25/86
CONTRACT NO.	PRGJ809
DRAWING COVERS	FOUNDATION PLAN & DETAILS
DRAWING NO.	B1