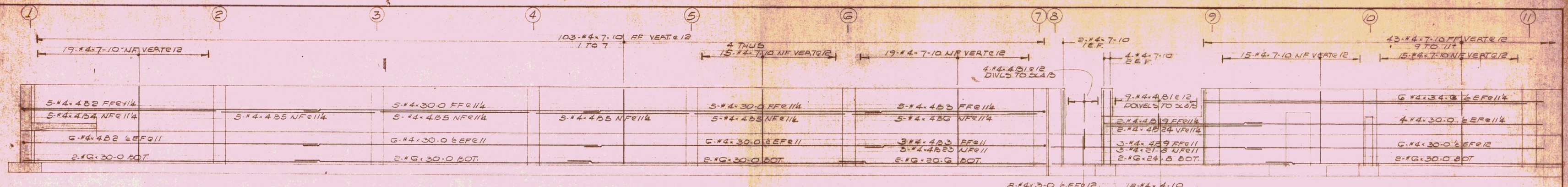

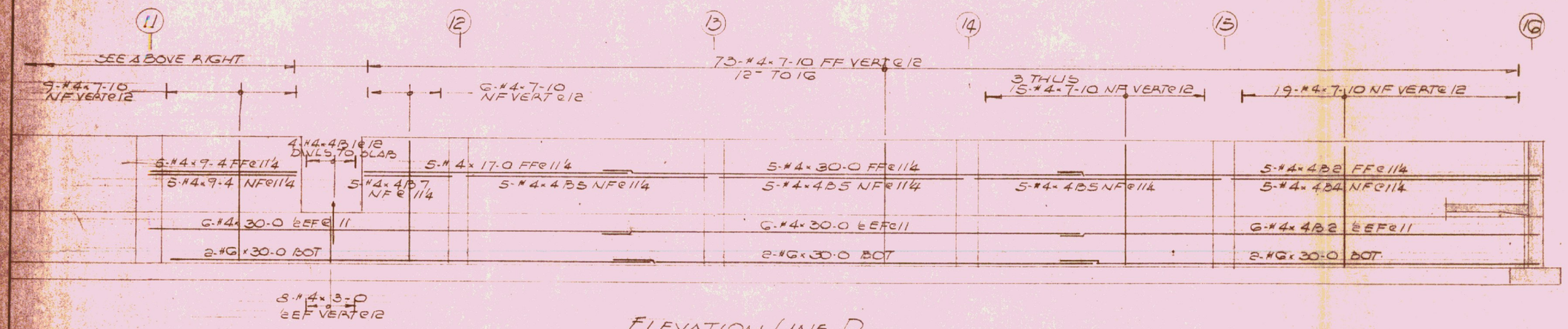

PIERS AT A1, D1, A16, D16
4 THUS
18 x 16
8-#5x4-6 4B W. BOT FTG @ 10
4-#6x6-8 B VERT. DOWELS
4-#6x3-2 VERT. UND. COL.
4-#6x7-10 VERTICALS
9-#3x3B10 TIES @ 12
REF 7d/S1

PIERS AT D2, D3, D4, D5, D6, D12, D13, D14, D15
9 THUS
14 x 19
4-#5x4-6 BOT. FTG @ 10
6-#5x2-8 BOT FTG @ 10 S.W.
4-#6x6-8 B VERT. DOWELS
4-#6x3-2 VERT. UND. COL.
4-#6x7-10 VERTICALS
9-#3x3B11 TIES @ 12
REF 7b/S1

PIERS AT D9, D10, D11
3 THUS
16 x 16
4-#5x4-6 BOT. FTG @ 10
6-#5x2-8 BOT FTG @ 10 S.W.
4-#6x6-8 B VERT. DOWELS
4-#6x3-2 VERT. UND. COL.
4-#6x7-10 VERTICALS
9-#3x3B12 TIES @ 12
REF 7d/S1

PIER AT D7
1 THUS
19 x 16
4-#5x4-6 BOT FTG @ 10
6-#5x2-8 BOT FTG @ 10 S.W.
4-#6x6-8 B VERT. DOWELS
4-#6x3-2 VERT. UND. COL.
4-#6x7-10 VERTICALS
9-#3x3B11 TIES @ 12
REF 7c/S1

PIER AT D8
1 THUS
19 x 16
4-#5x4-6 BOT FTG @ 10
6-#5x2-8 BOT FTG @ 10 S.W.
4-#6x6-8 B VERT. DOWELS
4-#6x3-2 VERT. UND. COL.
4-#6x7-10 VERTICALS
9-#3x3B13 TIES @ 12
REF 7c/S1

ELEVATION LINE D

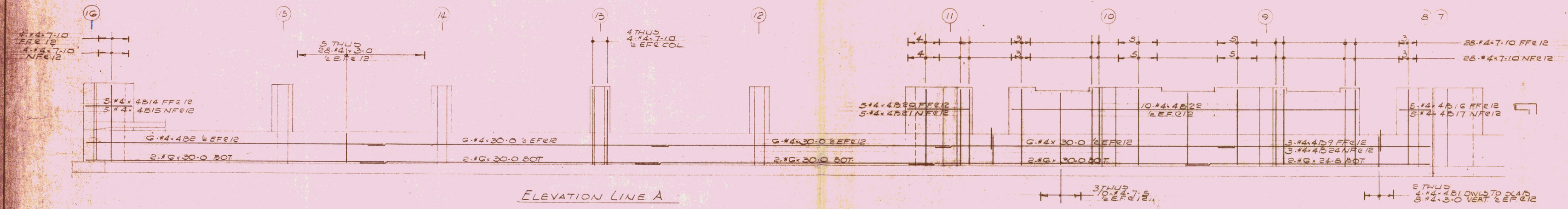

ELEVATION LINE A

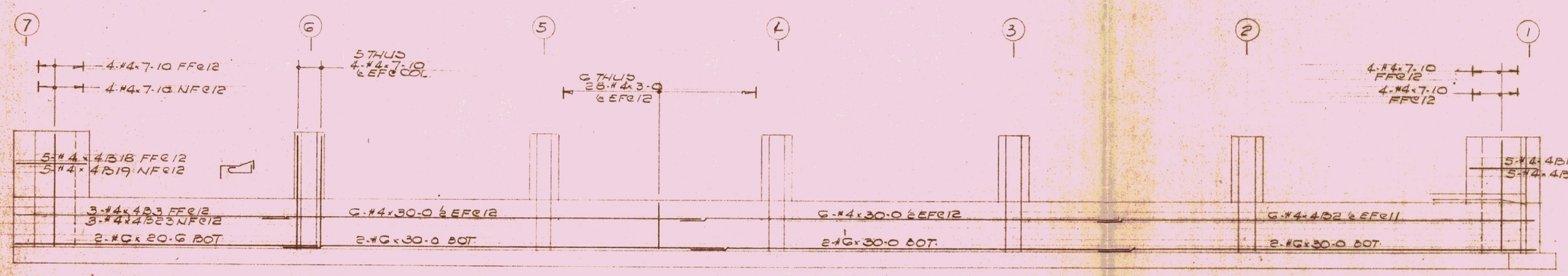

ELEVATION LINE A

PIERS AT A2, A3, A4, A5, A6, A12, A13, A14, A15
9 THUS
12/18 x 14/24
4-#5x4-6 BOT. FTG @ 10
6-#5x2-8 BOT. FTG @ 10 S.W.
4-#6x6-8 B VERT. DOWELS
4-#6x3-2 VERT. UND. COL.
4-#6x7-10 VERTICALS
8-#4x7-10 TIE SUPPORTS
9-#3x3B11 TIES @ 12
FULL HEIGHT
5-#3x3B28 TIES
REF 7a/S1

PIERS AT A7, A8
2 THUS
16 x 16
4-#5x4-6 BOT. FTG @ 10
6-#5x2-8 BOT. FTG @ 10 S.W.
4-#6x6-8 B VERT. DOWELS
4-#6x3-2 VERT. UND. COLS.
4-#6x7-10 VERTICALS
9-#3x3B16 TIES
REF 7k & 7l/S1

PIERS AT A9, A10, A11
3 THUS
16 x 16
4-#5x4-6 BOT. FTG @ 10
6-#5x2-8 BOT. FTG @ 10 S.W.
4-#6x6-8 B VERT. DOWELS
4-#6x3-2 VERT. UND. COL.
4-#6x7-10 VERTICALS
9-#3x3B12 TIES
REF: 7n/S1

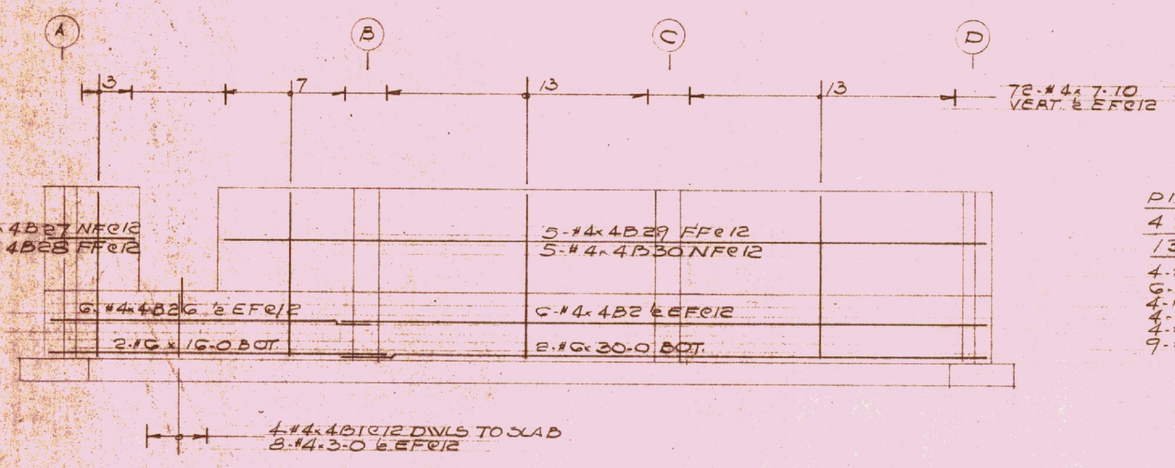

PIERS AT B1, C1, B16, C16
4 THUS
13 x 14
4-#5x4-6 FTG. BOT @ 10
6-#5x2-8 BOT FTG @ 10 S.W.
4-#6x6-8 B VERT. DOWELS
4-#6x3-2 VERT. UND. COLS.
4-#6x7-10 VERTICALS
9-#3x3B8 TIES

ELEVATION - LINE 1 AS SHOWN
ELEVATION - LINE 16 OPP HAND

REINFORCING STEEL PLACING DRAWING ONLY. USE WITH CONTRACT DRAWING & SPECIFICATIONS. ELEVATIONS & DIMENSIONS SHOWN ON THIS DRAWING SHOULD NOT BE USED FOR CONSTRUCTION.

ALL DRAWINGS ARE APPROVED FOR GENERAL LAYOUT ONLY. Accuracy regards dimensions and quantities is the responsibility of respective suppliers or sub-contractors. Date 4/15/86 By [illegible]

4			
3			
2			
1	6-28-86	APPROVAL	
	DATE	SENT FOR	

PIONEER STEEL ENGINEERING, INC.
GREENFIELD, MA.

STRUCTURE	ELEVEN BAY MAINT. GARAGE
LOCATION	AGENCY OF TRANSPORTATION DUMMERSTON, VERMONT
ARCHITECT	GORDON G. WOODS ASSOC
ENGINEER	
CUSTOMER	J.A. RUSSELL CORP
MADE BY: RDB DATE 3/26/86	CONTRACT NO. PRGJ 8079
DRAWING COVERS FDN. WALL ELEVATIONS	DRAWING NO. B2