DISTRICT #1 OFFICE BUILDING
DEPARTMENT OF HIGHWAYS
BENNINGTON, VERMONT

SUMMARY OF WORK

The renovations herein described are to be carried out to meet the current requirements set by the Americans with Disabilities Act Guidelines, 1993.

Provide all necessary demolition to complete the following scope of work:

Delineate proper parking space and install sign for an accessible parking space and aisle.

Modify door threshold at entrance.

Remove wood and glass partition at entrance interior.

Remove existing drinking fountain, stubb-off piping and patch, prime and paint wall to match existing color and texture.

Remove existing toilet partitions and conduct renovations to restroom including all fixtures, accessories, work to floor, walls and ceiling.

Provide tactile warning strips at end of corridor.

Install signs of accessibility and permanent rooms indicated.

GENERAL NOTES

Coordinate all work with contact person at the office prior to commencing with the work (447-2790).

The drawings are based on limited field checks and existing drawings provided by the Owner. Verify all critical dimensions prior to commencing the work.

Owner will furnish all signs for work. Provide all fastening and support materials and install as specified.

Any damaged building fabric associated or adjacent to the work caused by contractor shall be returned to like-new condition with no cost to Owner.

All plumbing shall conform to the current National Plumbing code and any State and Local Plumbing regulations.

Re-use all bathroom accessories which are in good condition and can be mounted in an accessible manner (conforming to ADAAG).

In areas of work all finishes shall be restored to like-new condition. Remove and legally dispose of all debris from demolition of building material.

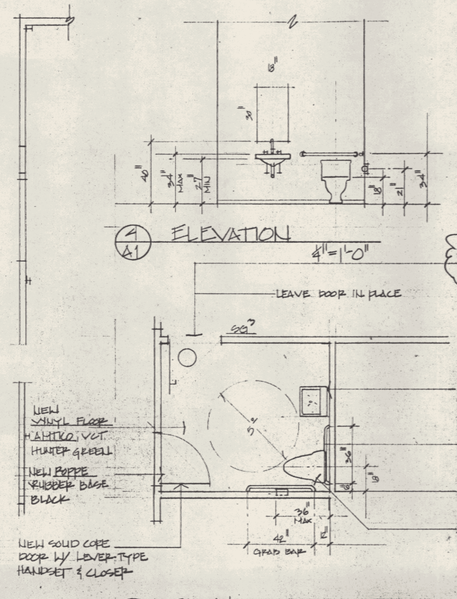

4/A1 ELEVATION
1/4" = 1'-0"

HARDWARE: PROVIDE H.C. LEVER TYPE HANDLE TO QUICKSET LOCKSET & ADJUST CLOSER TO ≤ 5 lb PULL.

PAINTING — PRIME COAT, PLUS 2 TOP COATS ALL NEW GYP. BD. ONE PRIME PLUS 1 TOP COAT EXIST'G CEILING & WALLS. PAINT & LAMINATE "AQUA SATIN" COLOR 2257 "SHADOW BEIGE."

LAVATORY
RELOCATE LAV. AS PER DWGS, PROVIDE NEW SUPPLY PIPING & TRAP. INSULATE ALL PIPING BENEATH SINK PER CURRENT A.D.A. GUIDELINES (PLUMBERX SAFETY COVERS)

REMOVE WALL BOARD & EXISTING GRAB BARS, PROVIDE SOLID BLOCKING FOR NEW GRAB BARS & NEW GYP. BD. WHERE REQ'D.

GRAB BARS: BRADLEY #800 SERIES, NON SLIP FINISH. EXPOSED FASTENERS W/ MOUNTING KIT.

W.C. PROVIDE AMERICAN STANDARD MODEL 2102.408 18" CADET, WHITE IN NEW LOCATION AS SHOWN.
REMOVE EXISTING, RELOCATE FLANGE, WASTE PIPE, SUPPLY PIPING; ALL COMPONENTS AS REQUIRED.
NOTE: FLOOR IS SLAB ON GRADE, PATCH AS REQUIRED

RESTORE ALL FINISHES TO LIKE NEW CONDITION IN AREA OF WORK

7/A1 PLAN RENOVATED BATHROOM
1/4" = 1'-0"

SIGN SCHEDULE

SYM	SIZE	MATERIAL	MOUNTING	NO.	LOCATION		REMARKS
SG1	12"x18"	ALUM.	MOUNT ON STEEL 'U' CHANNEL W/ STAINLESS STL. FASTENERS.	1	℄ OF SIGN 60" ABOVE GRADE	PARKING	16'x20' SPACE W/ 5'-0" AISLE SET CHANNEL IN CONC. COLAR 3'-6" B. GRADE
SG2	6"x7¾"x⅛"	PLASTIC, BLUE ON WHITE	2 M.M. VINYL FOAM TAPE TO BLDG	1	LATCH SIDE OF DOOR @ ENTRANCE		GRADE 2 BRAILLE W/ ⅜" MIN COPY.
SG3	"	"	"	1	LATCH SIDE OF DOOR	RESTROOM	"
SG4	"	"	"	1	LATCH SIDE OF DOOR	EXIT	"

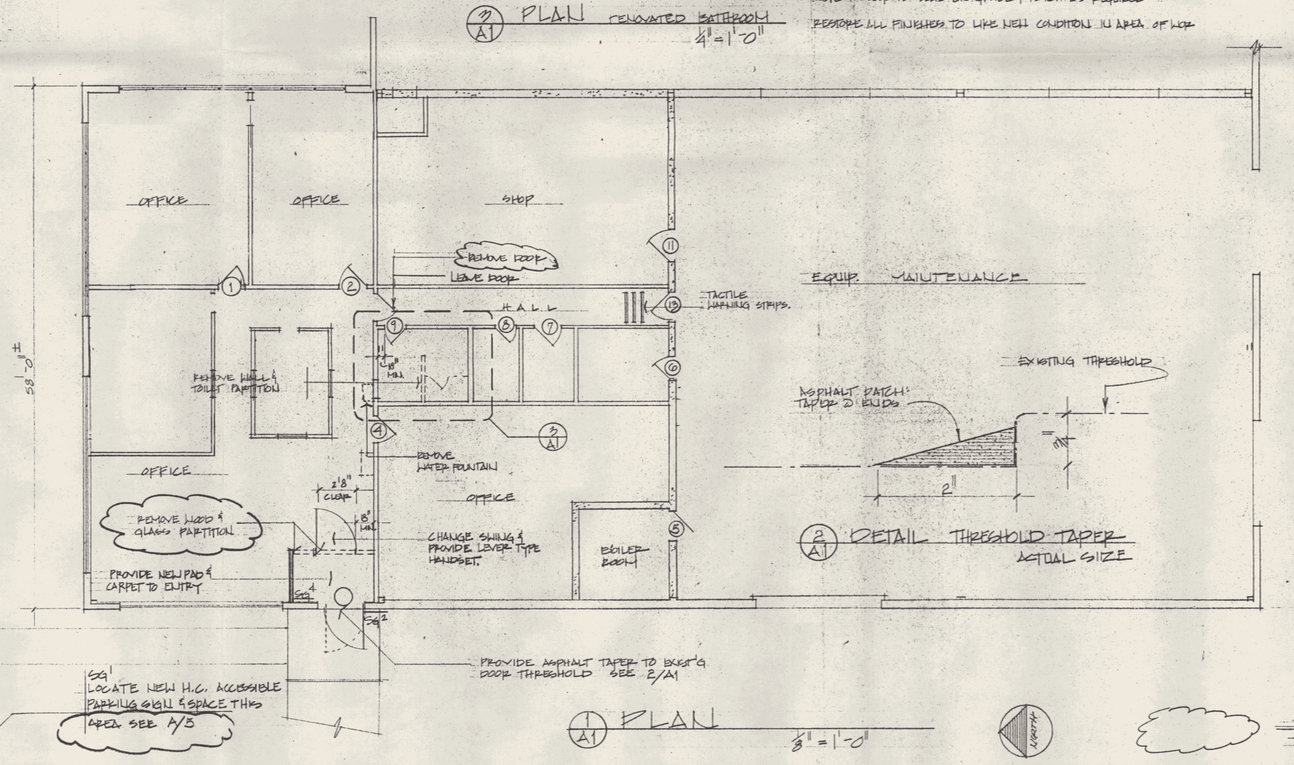

2/A1 DETAIL THRESHOLD TAPER
ACTUAL SIZE

1/A1 PLAN
1/8" = 1'-0"

NORTH

= INDICATES THAT NOTE IS TO BE IGNORED

0 5 10 20 30 40 50 FT.
SCALE:

LOCATION MAP

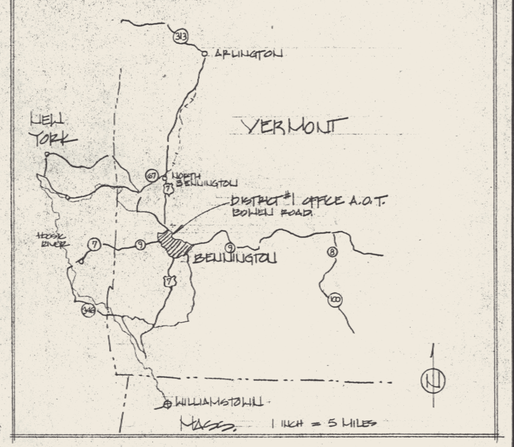

KEEFE & WESNER · ARCHITECTS, P.C.
P.O. BOX 367 NORTH BENNINGTON, VT. 05257 802 447-1724

REV.		
2	12/16/94	
3	2/28/95	

DISTRICT #1 OFFICE BLDG.
DEPT. OF HIGHWAYS
BENNINGTON, VERMONT

PLAN, ELEV. NOTES, SCHEDULE

DRAWN: MJL CHECKED: DATE: 10/4/94

DRAWING: A-1