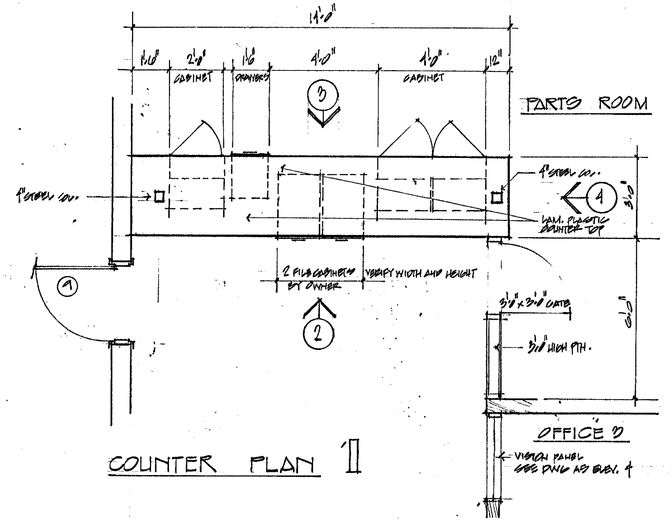

COUNTER PLAN 1

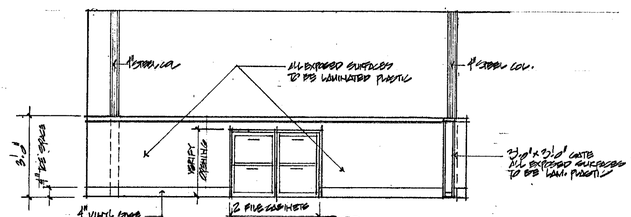

ELEVATION 2

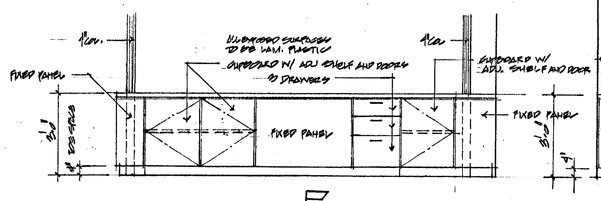

ELEVATION 3

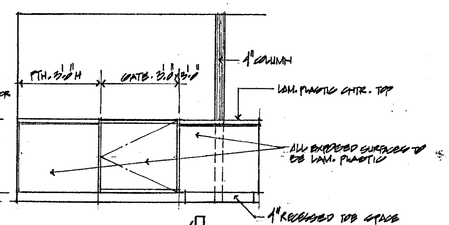

ELEVATION 4

COUNTER ELEVATIONS - NEW PARTS ROOM SCALE 3/8" = 1'-0"

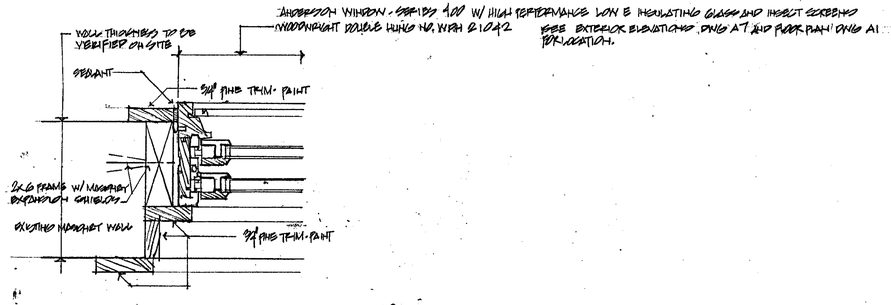

WINDOW JAMB DETAIL 5 HEAD DETAIL SIMILAR

SEE DWG G1 FOR LINTELS AT HEAD

DOOR AND FRAME SCHEDULE

DOOR NO.	DOOR DESCRIPTION: ELEV.	MATERIAL	WIDTH	HEIGHT	FRAME: ELEV.	MAT'L.	THRESH'D	DETAILS: HEAD	JAMB	SILL	CLOSER TYPE	U.L. LABEL	HDW. SET NO.	REMARKS
1	A	WOOD	3'-0"	6'-8"	1	H.M.	—	2	2	-	SAFETY	-	1	
2	B	H.M.	3'-0"	6'-8"	1	H.M.	—	2	2	-	NONE	3 HR.	2	MAGNETIC HOLD OPEN
3	C	H.M.	3'-0"	6'-8"	1	H.M.	TAPERED TRANS. STRIP	2	2	-	WIRE	-	3	
4	C	H.M.	3'-0"	6'-8"	1	H.M.	TAPERED TRANS. STRIP	2	2	-	WIRE	-	3	
5	C	H.M.	3'-0"	6'-8"	1	H.M.	TAPERED TRANS. STRIP	2	2	-	WIRE	-	1	
6	C	H.M.	3'-0"	6'-8"	1	H.M.	—	2	2	-	WIRE	-	1	
7	C	H.M.	3'-0"	6'-8"	1	H.M.	—	2	2	-	WIRE		1	
8	B	H.M.	4'-0"	6'-8"	1	H.M.	COAT. CLIKED	2	2	-	NONE		3	
9	B	H.M.	3'-0"	6'-8"	1	H.M.	—	2	2	-	NONE	3 HR.	2	MAGNETIC HOLD OPEN
10	B	H.M.	3'-0"	6'-8"	1	H.M.	—	2	2	-	NONE	3 HR.	2	
11	B	H.M.	3'-0"	6'-8"	1	H.M.	TAPERED TRANS. STRIP	2	2	-	NONE		4	
12	B	H.M.	3'-0"	6'-8"	1	H.M.	TAPERED TRANS. STRIP	2	2	-	NONE	3 HR.	2	
13	B	H.M.	3'-0"	6'-8"	1	H.M.	—	2	2	-	NONE		3	

NOTE: ALL DOORS 1 3/4" THICK

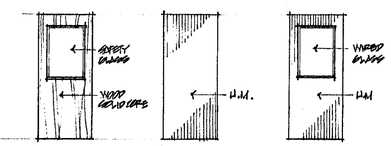

A B C

DOOR ELEVATIONS

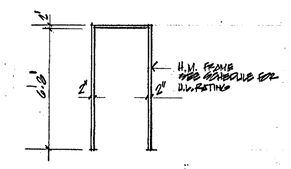

1

FRAME ELEVATION

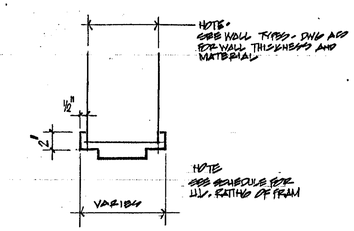

2 JAMB DETAIL H.M. FRAME

HEAD DETAIL SIMILAR

JANUARY 2004

REGISTERED ARCHITECT CHARLES E. METZ JR. No. 862 STATE OF VERMONT

PROJECT: RENOVATIONS - BENNINGTON AOT DISTRICT OFFICE 1 - BENNINGTON VT.

TITLE: DOOR SCHEDULE AND ELEVATIONS DETAILS

CHARLES E. METZ
ARCHITECT
THE GRIST MILL
BRADFORD VT 05033

DRAWING: A6