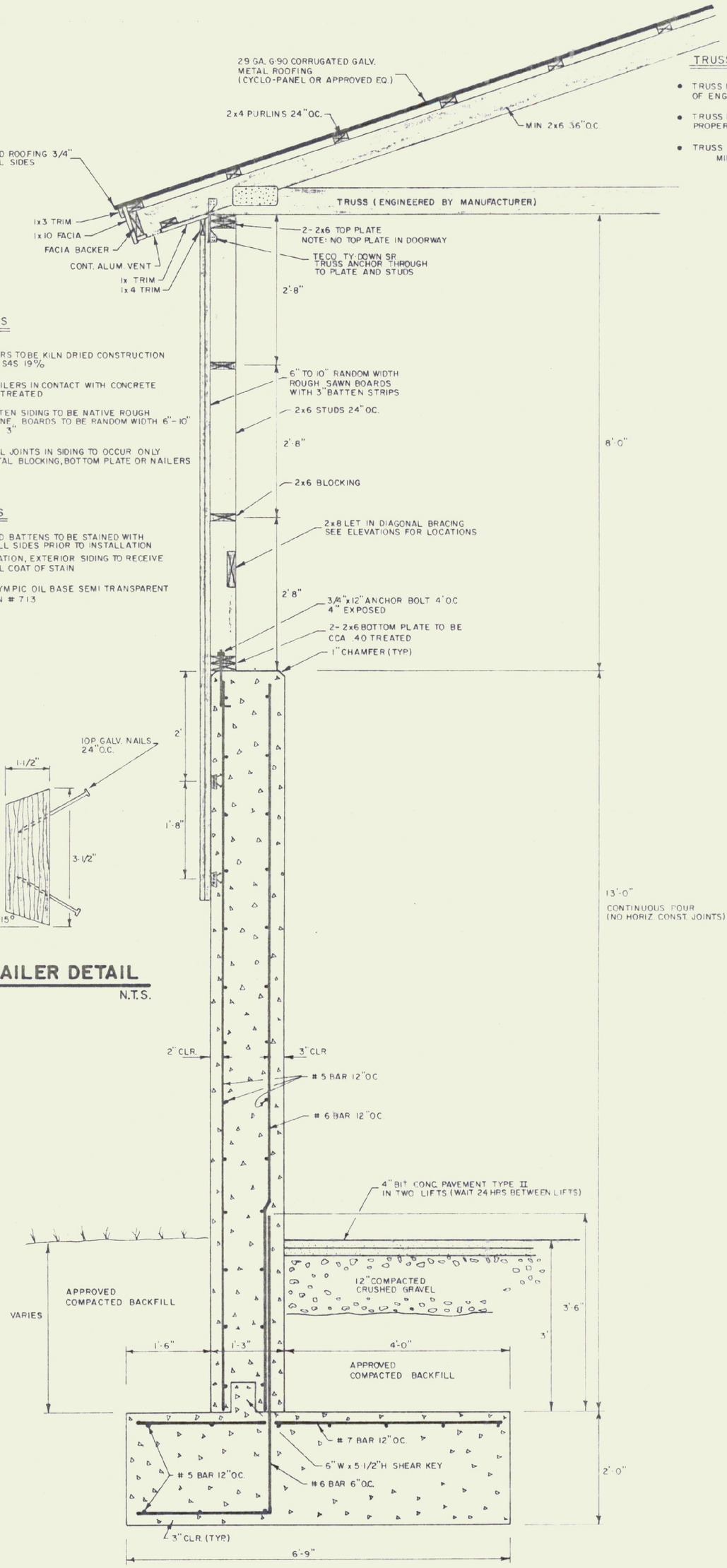

TYPICAL WALL SECTION

3/4"=1'-0"

LUMBER NOTES

- FRAMING MEMBERS TO BE KILN DRIED CONSTRUCTION GRADE SPRUCE S4S 19%
- PLATES AND NAILERS IN CONTACT WITH CONCRETE TO BE CCA 40 TREATED
- BOARD AND BATTEN SIDING TO BE NATIVE ROUGH SAWN WHITE PINE, BOARDS TO BE RANDOM WIDTH 6"-10" BATTEN WIDTH 3"
- ANY HORIZONTAL JOINTS IN SIDING TO OCCUR ONLY OVER HORIZONTAL BLOCKING, BOTTOM PLATE OR NAILERS

FINISH NOTES

- ALL BOARDS AND BATTENS TO BE STAINED WITH ONE COAT ON ALL SIDES PRIOR TO INSTALLATION
- AFTER INSTALLATION, EXTERIOR SIDING TO RECEIVE ONE ADDITIONAL COAT OF STAIN
- STAIN TO BE OLYMPIC OIL BASE SEMI TRANSPARENT OXFORD BROWN # 713

TRUSS NOTES

- TRUSS MANUFACTURER TO PROVIDE THE DEPT OF STATE BUILDINGS ENGINEER A SET OF ENGINEERED & STAMPED DRAWINGS FOR APPROVAL PRIOR TO TRUSS MANUFACTURER
- TRUSS MANUFACTURER TO PROVIDE THE CONTRACTOR WITH ALL NECESSARY INSTRUCTIONS FOR PROPER TRUSS INSTALLATION, ANCHORAGE, BRACING ETC.
- TRUSS DESIGN LOADS IN ACCORDANCE WITH THE 1987 BOCA FOR VERMONT
  MINIMUM LOADS:
  LIVE – PER 1987 BOCA FOR VT. (50 PSF MIN.)
  DEAD – AS CALCULATED FROM TRUSS & ROOF MATERIALS
  5 LB. SF ON BOTTOM CHORD
  WIND – 25 P.S.F.
  DIAGONAL WIND BRACING REQUIRED

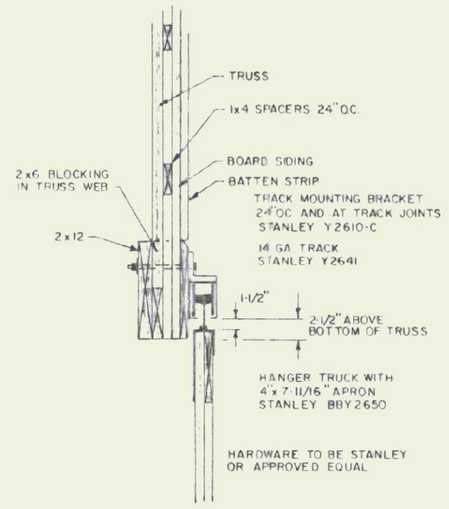

TRACK MOUNT DETAIL

N.T.S.

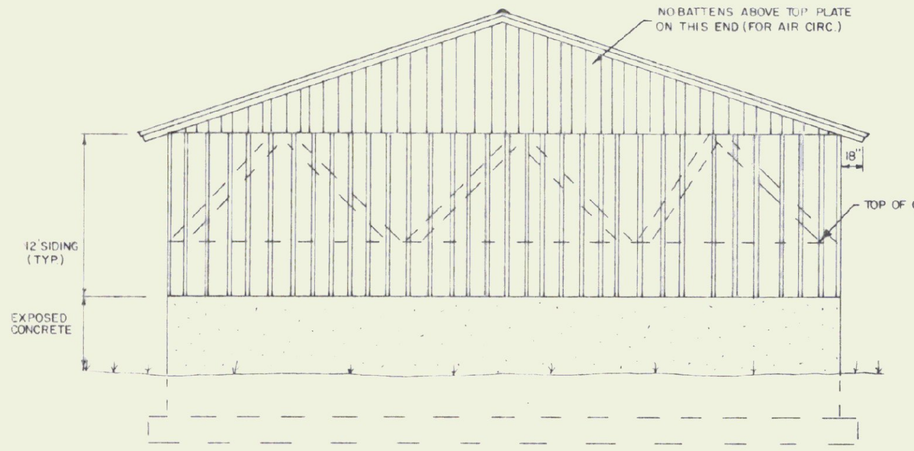

BACK ELEVATION

1/8"=1'-0"

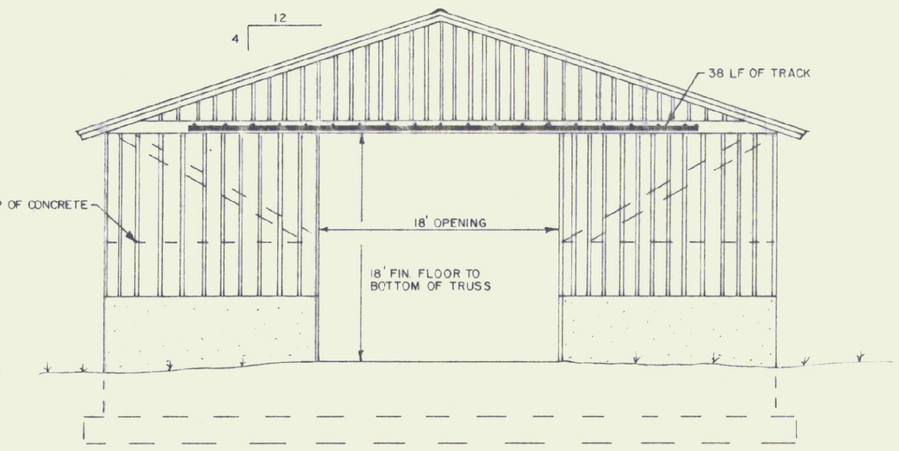

FRONT ELEVATION

1/8"=1'-0"

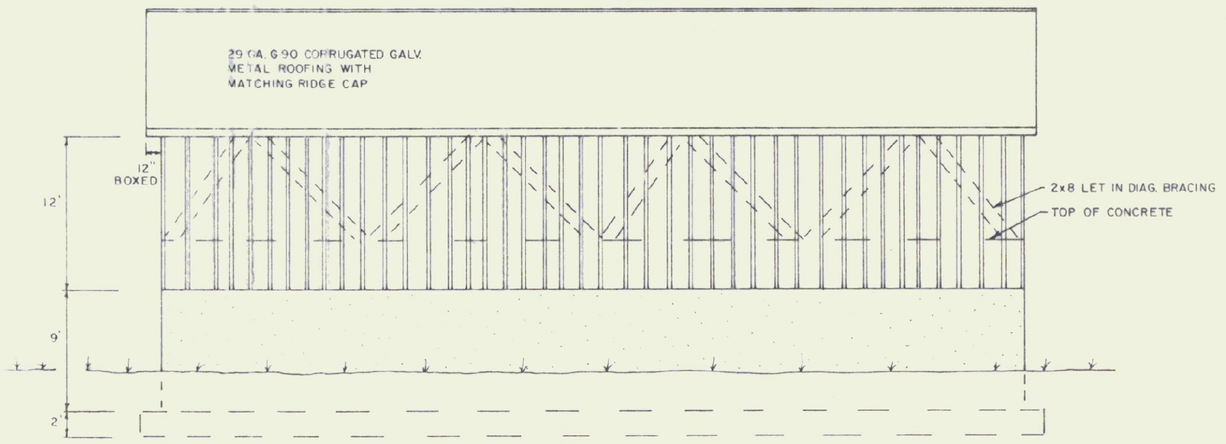

SIDE ELEVATION

1/8"=1'-0"

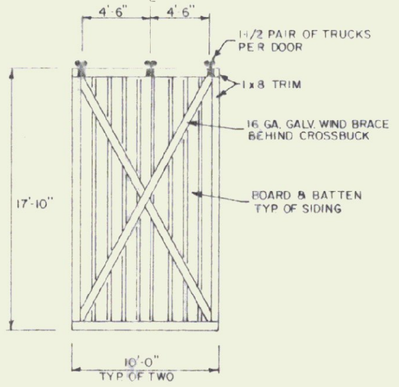

DOOR DETAIL

N.T.S.

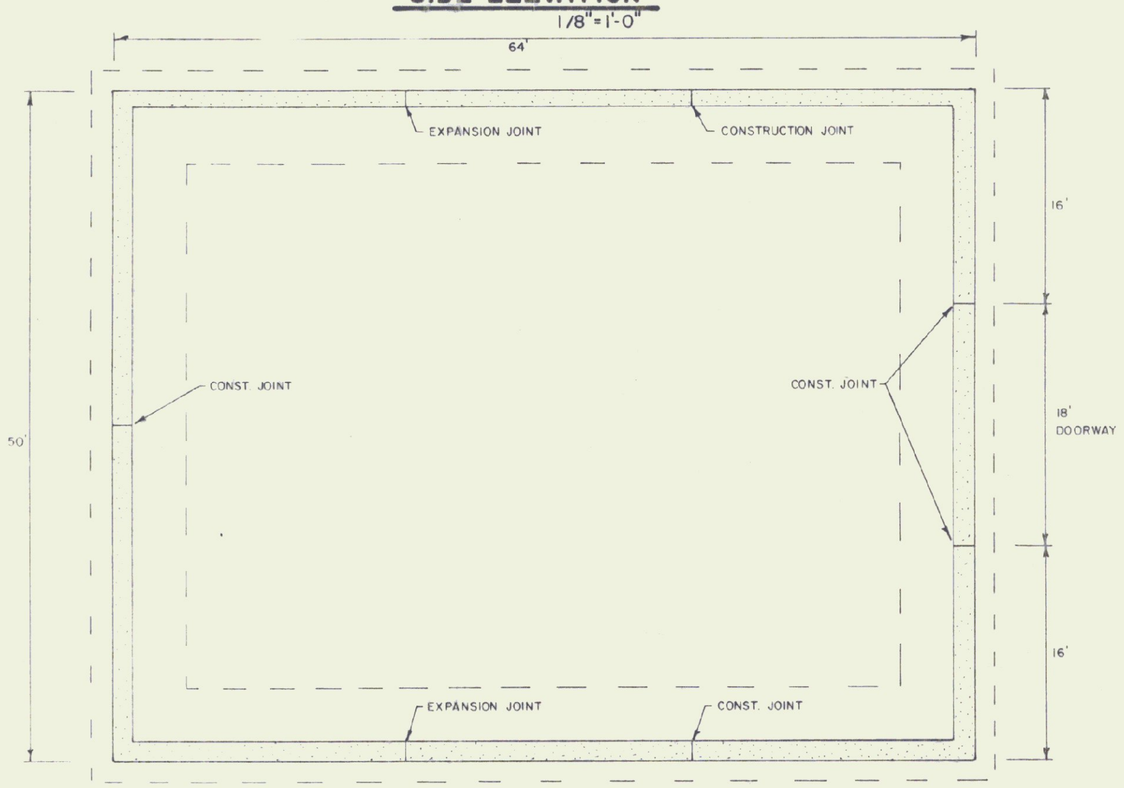

FOUNDATION PLAN

1/8"=1'-0"

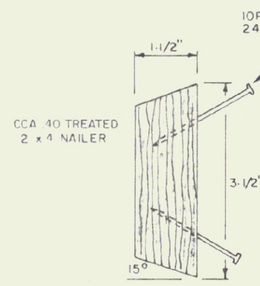

NAILER DETAIL

N.T.S.

CONCRETE NOTES

- ALL CONCRETE TO BE 3500 PSI AT 28 DAYS WITH MAXIMUM SLUMP OF 4"
- EXPOSED WALLS TO BE DRESS FINISHED
- 1/2" V JOINTS IN EXPOSED FACE OF CONST. JOINTS
- 3/4" CHAMFER IN OUTER FACE OF EXPANSION JOINTS
- L. IRON CAST INTO WALL CORNERS AT DOOR OPENINGS
- RE-BAR TO BE CONTINUOUS THROUGH CONST. JOINTS
- NO HORIZONTAL CONST. JOINTS IN WALLS
- NO CONST. OR EXP. JOINTS REQUIRED IN FOOTINGS
- ALL RE-BAR TO BE GRADE 60
- CONTRACTOR TO LEAVE NO METAL WITHIN 1" OF SURFACE. USE 1" DEEP PLASTIC CONES AT ALL TIES AND PLUG ALL TIE HOLES WITH AN APPROVED NON-SHRINK GROUT.
- RE-BAR TO BE STORED ON BLOCKING 4" MIN. ABOVE GROUND.
- CONCRETE SUPPLIER TO PROVIDE TEST CYLINDERS FOR TESTING BY OWNER.
- CONCRETE SUPPLIER TO CONDUCT ON SITE AIR TEST.

NOTE:
EXACT BUILDING LOCATION AND FLOOR ELEVATION TO BE DETERMINED IN THE FIELD BY THE ENGINEER.

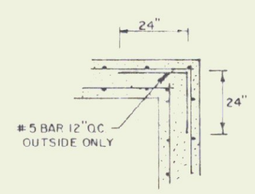

CORNER DETAIL

N.T.S.

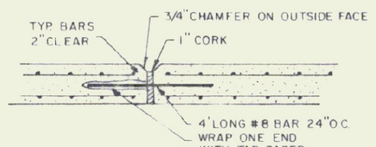

EXPANSION JOINT DETAIL

N.T.S.

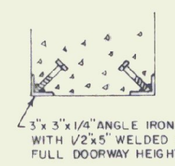

CORNER GUARD

N.T.S.

STATE OF VERMONT
DEPARTMENT OF STATE BUILDINGS
AGENCY OF ADMINISTRATION
MONTPELIER. VERMONT

50'x 64'
SALT/SAND SHED
BENNINGTON MAINTENANCE FACILITY
BENNINGTON VERMONT

DATE: SEPT. 5, 1991	SCALE: AS NOTED	REVISIONS:	DWG. NO.
DRAWN BY: S.K. JANAWICZ	APPROVED BY:		1 OF 1