


STATE OF VERMONT
 Department of Buildings
 and General Services
 Agency of Administration
 Montpelier, Vermont



Pearson & Associates
 MECHANICAL & ELECTRICAL ENGINEERS
 P.O. BOX 610 STONE, VERMONT 05472
 TEL. (802) 253-9607 FAX. (802) 253-9280
 EMAIL: pearson@stovet.net




AGENCY OF TRANSPORTATION
 CALEDONIA COUNTY STATE
 AIRPORT
 LYNDONVILLE, VERMONT

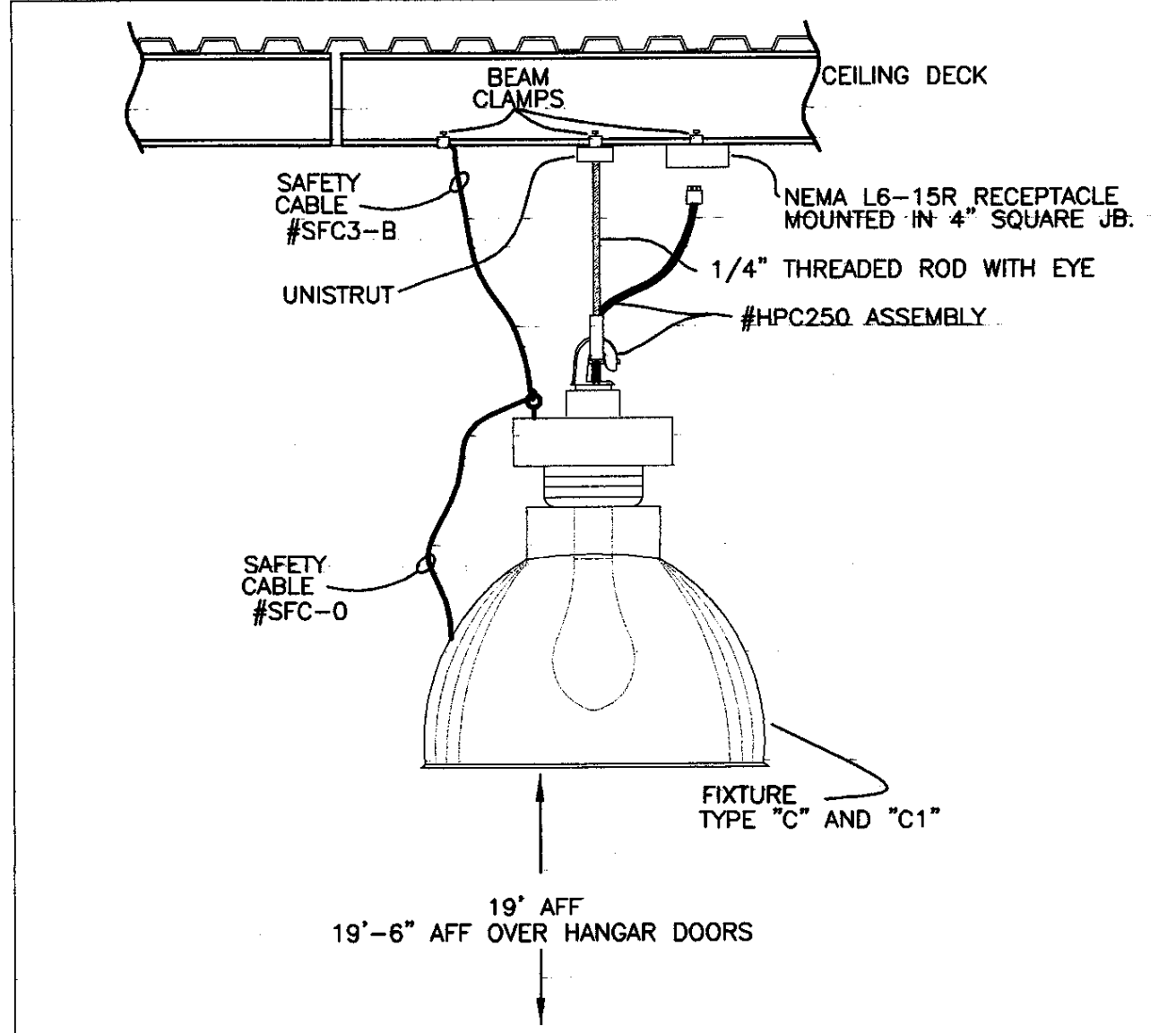
REVISIONS
 SCALE: AS SHOWN
 DATE: JULY 2005
 DRAWN BY: ASG
 APPR. BY: E. E. P.

NEW HANGAR
 FOR CIVIL
 AIR PATROL
 LIGHTING
 PLAN

E-2
 2 OF 3

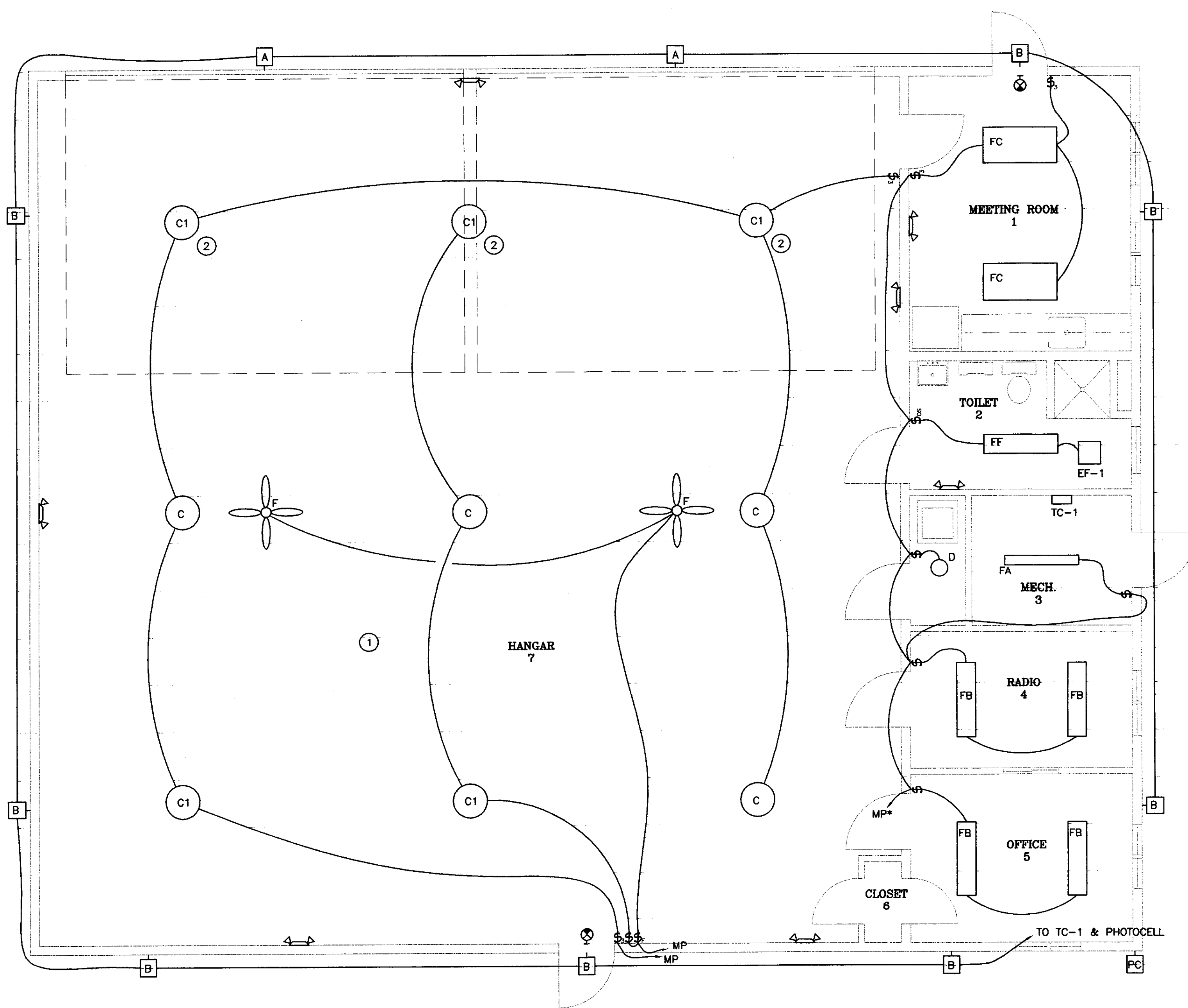


- GENERAL NOTES:**
- A. ANY PLACE WHERE THE CONTRACTOR PENETRATES, CUTS AND/OR REMOVES WALLS, CEILINGS, OR WOODWORK, CONTRACTOR IS TO REPLACE, PATCH AND PAINT FINISH SURFACES TO ORIGINAL FINISHES.
 - B. FIELD VERIFY ALL DIMENSIONS BEFORE COMMENCEMENT OF WORK. NOTIFY ENGINEER OF ANY ERRORS.
 - C. EC TO PROVIDE AND INSTALL ALL DISCONNECT SWITCHES, MC TO SUPPLY ALL MOTOR STARTERS, EC TO INSTALL.
- KEYED NOTES:**
- ① ALL WIRING IN THIS AREA SHALL CONFORM TO NEC ARTICLE #513.
 - ② FIXTURES OVER HANGAR DOORS MOUNTED AT 19'-6" AFF, ALL OTHERS AT 19' AFF.



TYPE "C" & "C1" FIXTURE MOUNTING DETAIL
 NO SCALE

LIGHTING FIXTURE SCHEDULE				
TYPE	MANUFACTURER & MODEL	MOUNTING	LAMPS	REMARKS
A	RUUD MAC2410-D, WM-3	SURFACE	(1)-100W MH	MOUNT AT 14' AFG
B	RUUD E4405D	SURFACE	(1)-50W MH	
C	GE V2G-25P0A-4EA5 SFC-0 SFC3-B HCP250	PENDANT	(1)-250W MH COATED PULSE START	MOUNT AT 14' AFF PULSE START
C1	GE V2G-25P0A-4EA5Q SFC-0 SFC3-B HCP250	PENDANT	(1)-250W MH COATED PULSE START	SAME AS ABOVE WITH QUARTZ RE-STRIKE
D	PRESCOLITE 9424-13 NPF	SURFACE	(1)-13W TT	
F	DAYTON 4CB53 W/4C929 CONTROL	SURFACE		MOUNT AT 14' AFF
FA	METALUX DIM-232-120-EB81	CHAIN HUNG	(2)-F032T8 3500 K	
FB	METALUX WS332A-120-EB81	SURFACE	(3)-F032T8 3500 K	
FC	METALUX 2M-332PB1S-120-EB82	SURFACE	(3)-F032T8 3500 K	DUAL LEVEL LIGHTING
FF	METALUX WS232A-120-EB81	SURFACE	(2)-F032T8 3500 K	
EF-1	EXHAUST FAN - PROVIDED & INSTALLED BY MC			WIRING BY EC
☐	SURELITE CC4-WH-NICAD	SURFACE	INCLUDED	CEILING OR WALL MOUNT
⊗	SURELITE CCX-7270-RWH120	SURFACE	INCLUDED	RED LETTERING



ELECTRICAL LIGHTING PLAN
 SCALE: 1/4" = 1'-0"

