



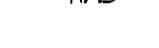











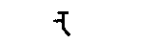












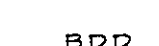




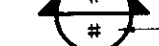








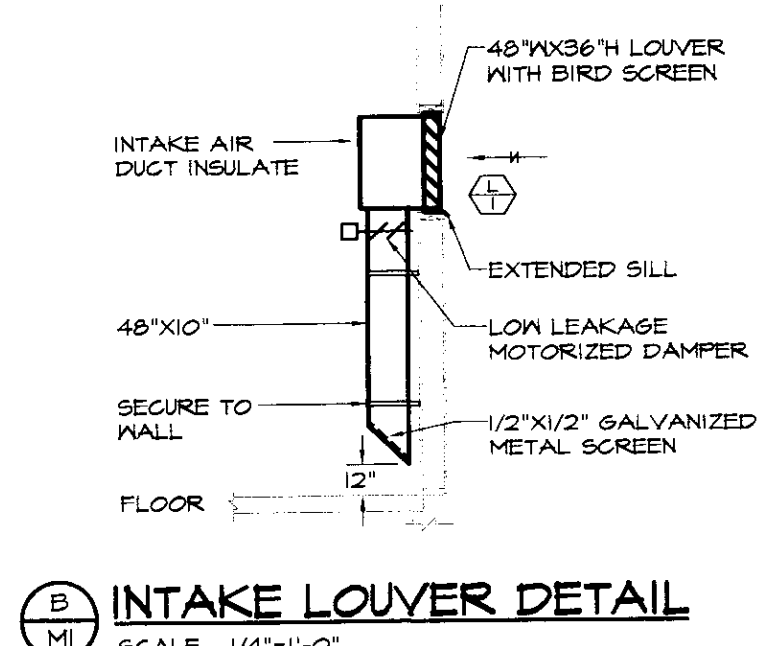
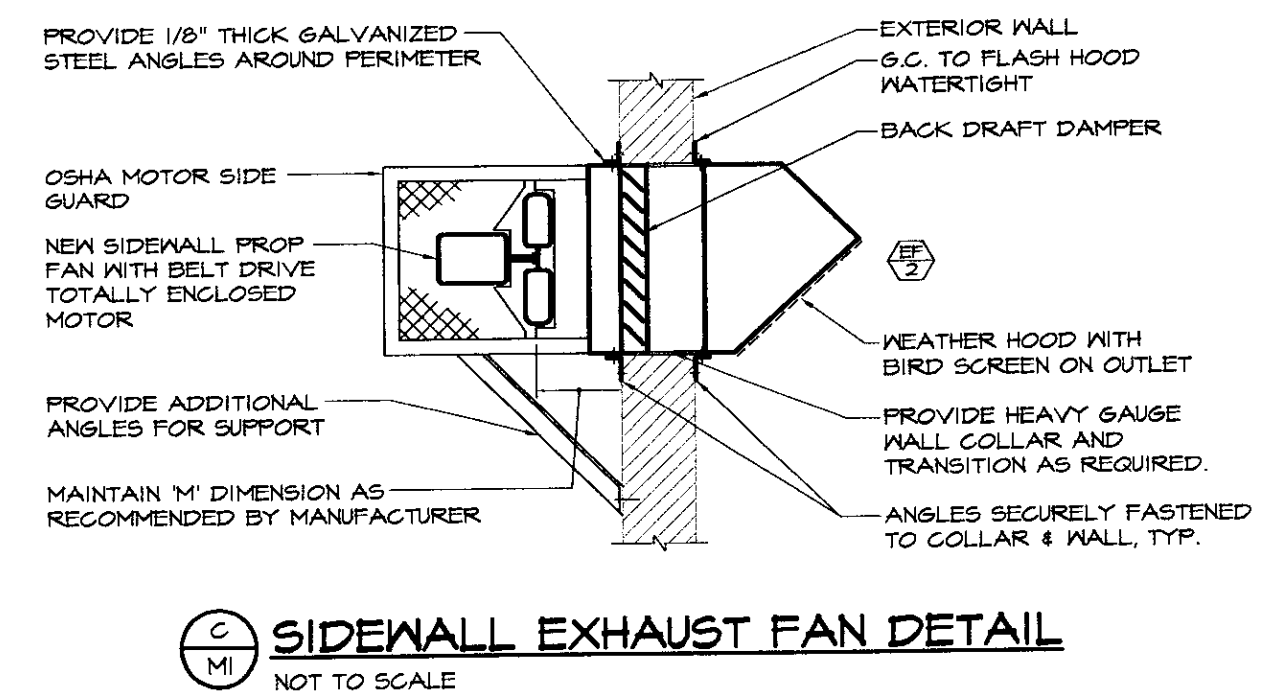


MECHANICAL LEGEND AND ABBREVIATIONS

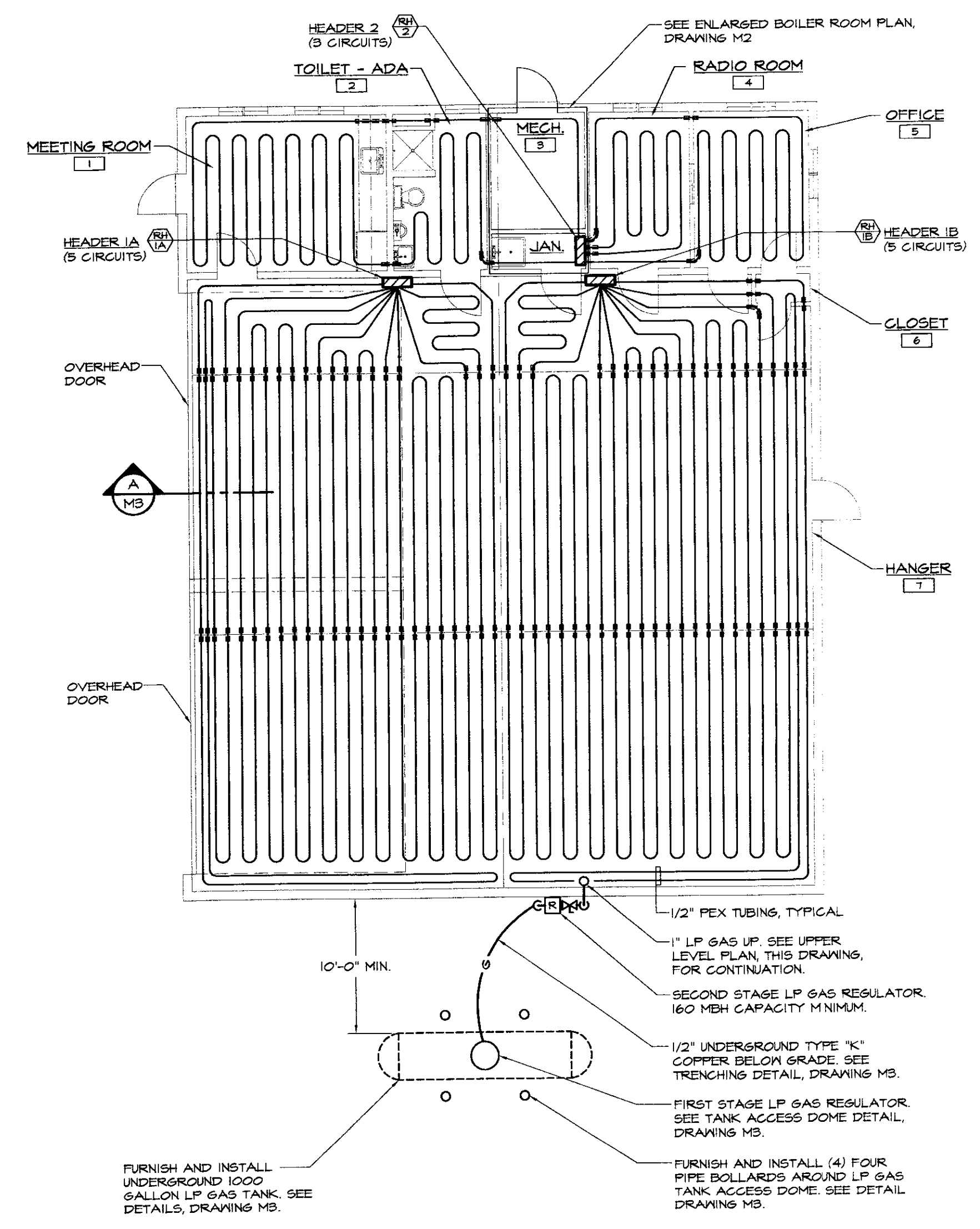
-  NEW DUCTWORK
-  RETURN DUCT DOWN
-  EXHAUST FAN
-  MOTORIZED DAMPER
-  HOT WATER SUPPLY
-  HOT WATER RETURN
-  LP GAS PIPING
-  IN-LINE PUMP
-  PIPE UNION
-  PIPE RISER
-  PIPE DROP
-  PIPE CAP
-  BOTTOM PIPE CONNECTION
-  TOP PIPE CONNECTION
-  BALL VALVE
-  CHECK VALVE
-  BALANCING VALVE
-  DRAIN VALVE
-  BACK FLOW PREVENTER
-  STRAINER W/ BLOW DOWN VALVE
-  2-WAY VALVE
-  3-WAY VALVE
-  AIR VENT
-  PRESSURE GAUGE
-  TEMPERATURE SENSOR
-  PRESSURE RELIEF VALVE (PRV)
-  TEMPERATURE GAUGE
-  LP GAS REGULATOR
-  THERMOSTAT, SUBSCRIPTS:
E = 120V ELECTRIC, # = ZONE
-  AIR FLOW INDICATOR
-  A.F.F. ABOVE FINISHED FLOOR
-  B.D.D. BACK DRAFT DAMPER
-  M.C. MECHANICAL CONTRACTOR
-  P.C. PLUMBING CONTRACTOR
-  E.C. ELECTRICAL CONTRACTOR
-  G.C. GENERAL CONTRACTOR
-  SECTION NUMBER
-  DWS NUMBER
-  EXHAUST FAN
-  LOUVER
-  RADIANT HEATING SYSTEM HEADER
-  DRAWING NOTE TAG
-  PUMP TAG
- EQUIPMENT TAG



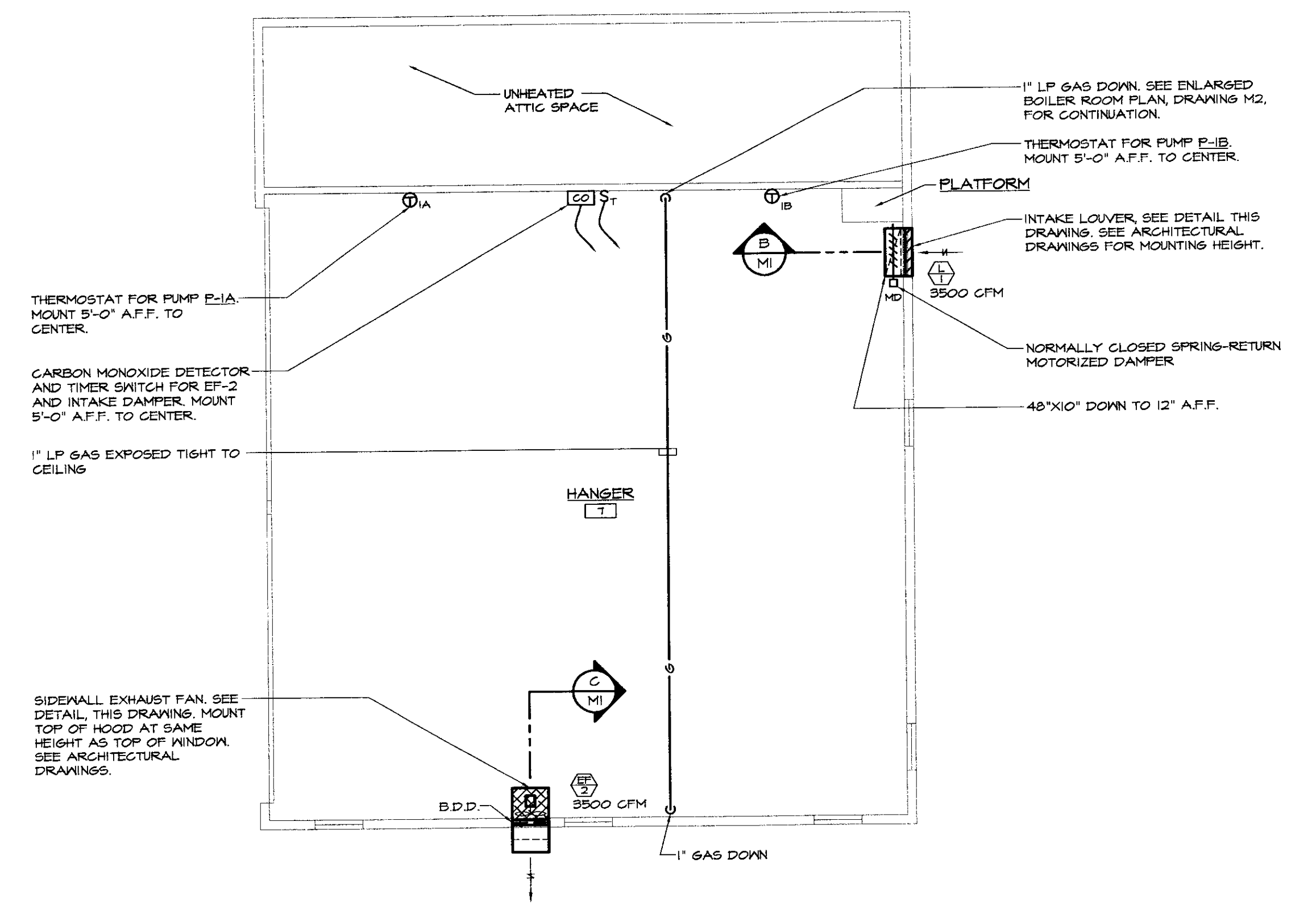
INTAKE LOUVER DETAIL
SCALE: 1/4"=1'-0"



SIDEWALL EXHAUST FAN DETAIL
NOT TO SCALE




GROUND FLOOR PLAN - MECHANICAL
SCALE: 1/8"=1'-0"



UPPER LEVEL PLAN - MECHANICAL
SCALE: 1/8"=1'-0"

X:\031214\Drawings\Mech\031214M01.dwg, M1, 4/18/2005 9:46:18 PM, © LANE ASSOCIATES CONSULTING ENGINEERS P.C., 2005



NO.	ISSUED FOR	DATE
1	BIDDING & CONSTRUCTION	04/19/05



HEATING, VENTILATION, & AIR CONDITIONING,
PLUMBING, FIRE PROTECTION, & ELECTRICAL

CHARLES F. LANE, P.E.
DANIEL W. DUPRAS, P.E.

51 KILLINGTON AVENUE,
RUTLAND, VERMONT 05701
TELEPHONE: (802)747-3346
FAX/MODEM: (802)747-3356

FLOOR PLANS - MECHANICAL AND MECHANICAL DETAILS		M 1
NEW HANGER CIVIL AIR PATROL CALEDONIA COUNTY AIRPORT LYNDONVILLE, VT		
APPR.	DWD	PROJ. NO. 0312-14
DRAWN:	TDL/RRT	SCALE: AS NOTED