

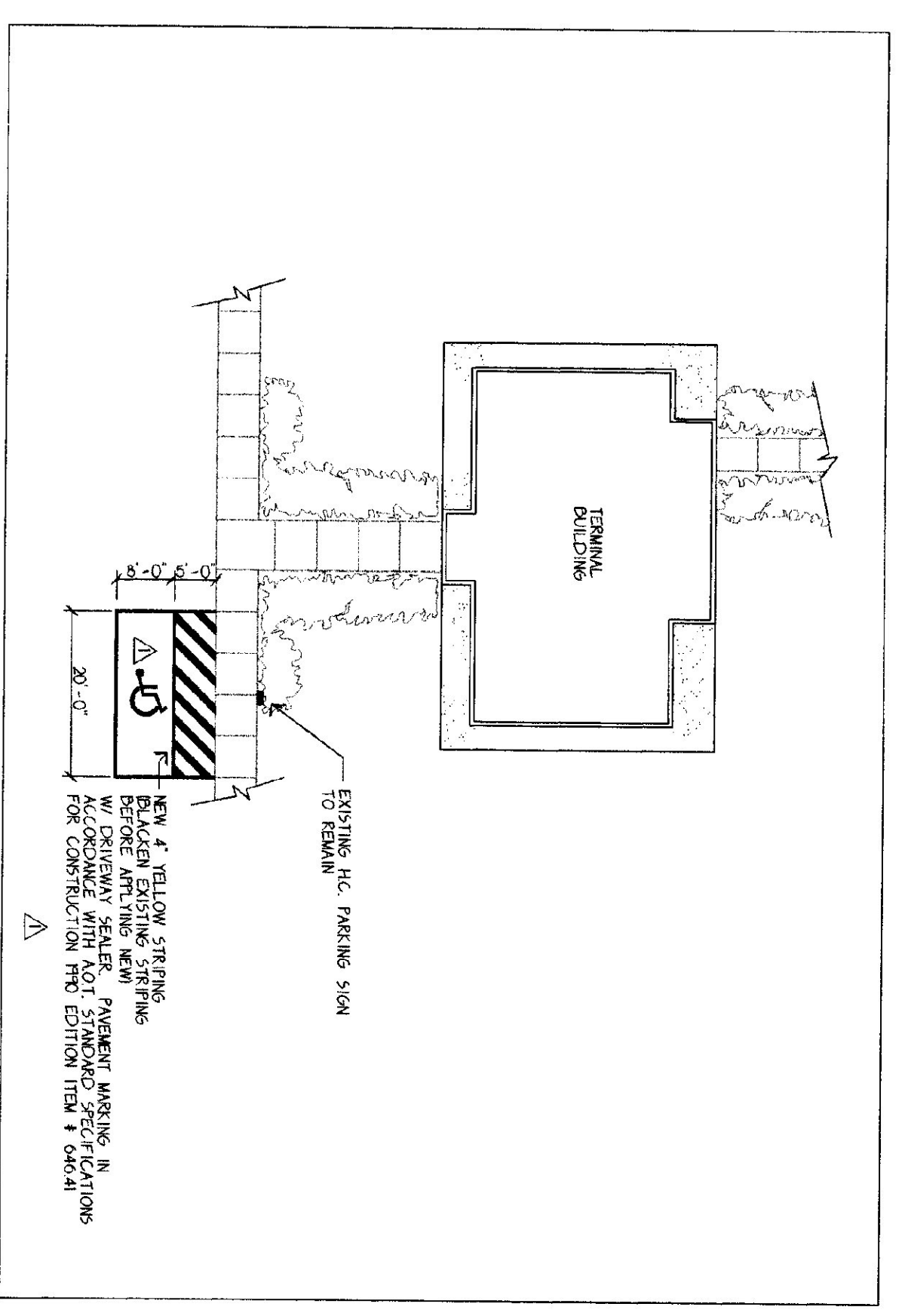
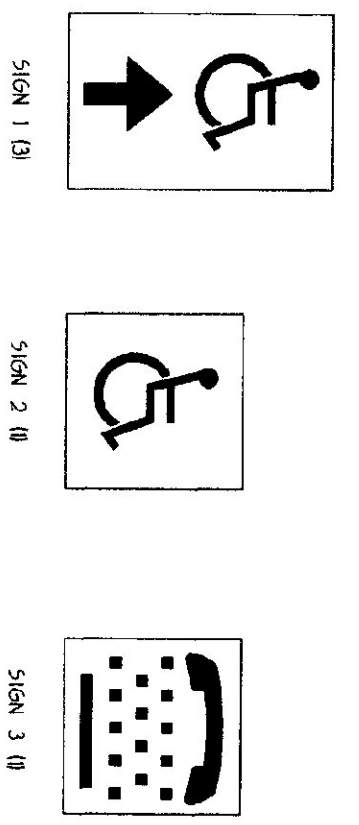
PLAN OF AIRPORT TERMINAL

DOORS + HARDWARE SCHEDULE

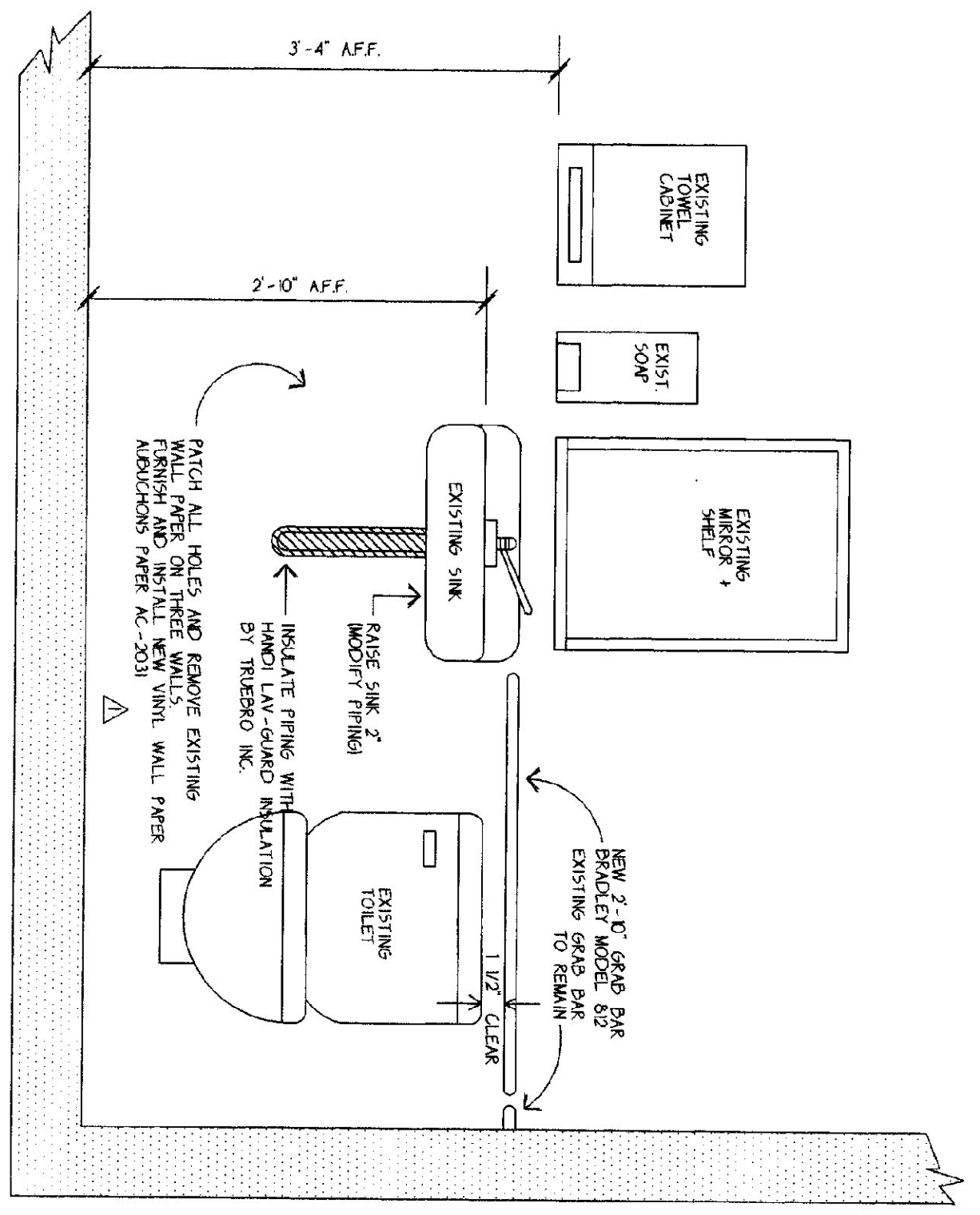
- A. ALL NEW LOCKSETS SHALL BE FALCON "F" SERIES CYLINDRICAL SETS, USING D6 TRIM AND D688 SET BRASS FINISH. FIELD CHECK EXISTING DOORS FOR BACK SET REQUIRED.
- B. CLOSERS - DORMA # 7801 STANDARD APPLICATION WITH DELAYED ACTION AND 5 LB. MAXIMUM PULL FOR INTERIOR DOORS AND 55 LB. MAXIMUM PULL FOR EXTERIOR DOORS. A POINT 3 IN FROM THE LATCH EDGES OF THE DOORS.
- C. DOORS:
 - 1. DOOR #E01 - 5'-0\"/>

H.C. SIGNAGE SCHEDULE

H.C. SIGN #	SIGN DESCRIPTION
1	UNIVERSAL SYMBOL WITH STRAIGHT HEND ARROW, 60\"/>
2	UNIVERSAL SYMBOL, 60\"/>
3	INTERNATIONAL TOU SYMBOL, 60\"/>



PARTIAL SITE PLAN
NOT TO SCALE



ELEVATION - NORTH WALL TOILET ROOM
SCALE: 1/4\"/>

SCALE: 1/4\"/>
 DATE: OCTOBER 12, 1994
 REV: 4/17/95
 25 OCT 1995 AS-BUILT

A-1

MORRISVILLE/STOWE STATE AIRPORT

ARCHITECT
NEW ENGLAND PARTNERSHIP, INC.
 1 PROSPECT STREET
 MORRISVILLE, VT 05648
 802-529-0811 FAX: 802-529-0818
 1441 HOTEL ROAD
 ALBANY, N.Y. 04210
 807-788-0081 FAX: 788-8211

ADA RENOVATIONS TO THE
MORRISVILLE/STOWE STATE AIRPORT
 MORRISVILLE, VT.

STATE OF VERMONT
DEPARTMENT OF STATE BUILDINGS
 AGENCY OF ADMINISTRATION
 MONTPELIER, VERMONT

ADA COMPLIANCE PROGRAM

PROJECT NORTH