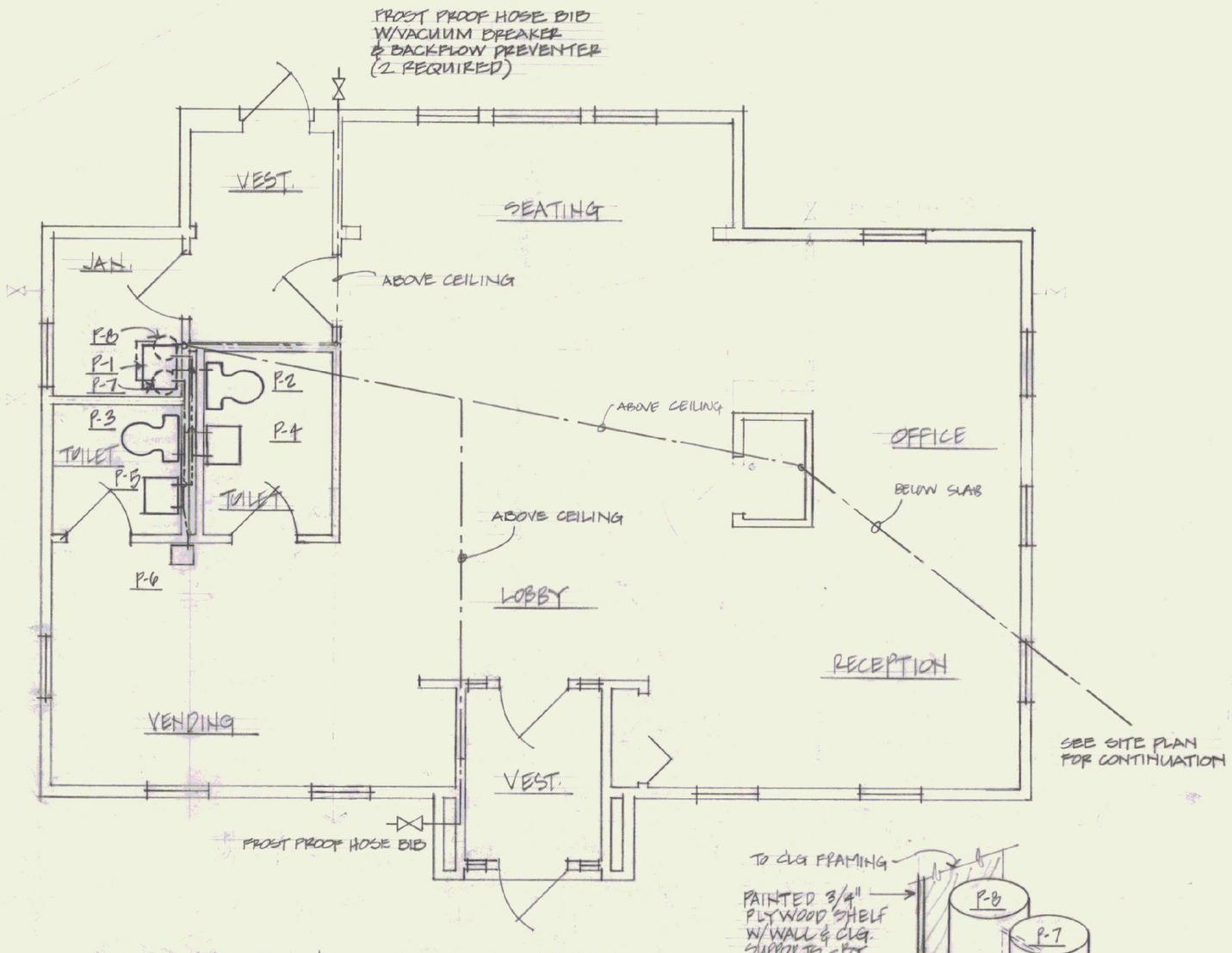

PLUMBING PLAN - WATER SUPPLY

1/4" = 1'-0"

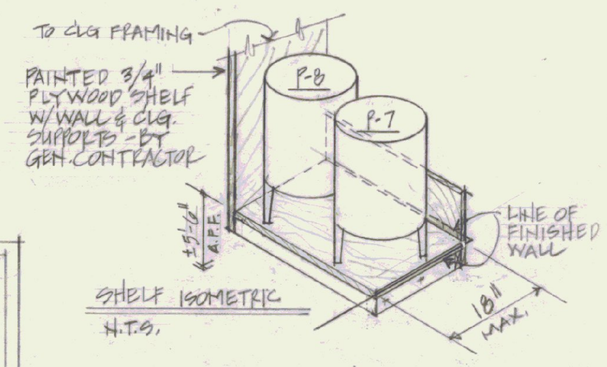

SHELF ISOMETRIC

N.T.S.

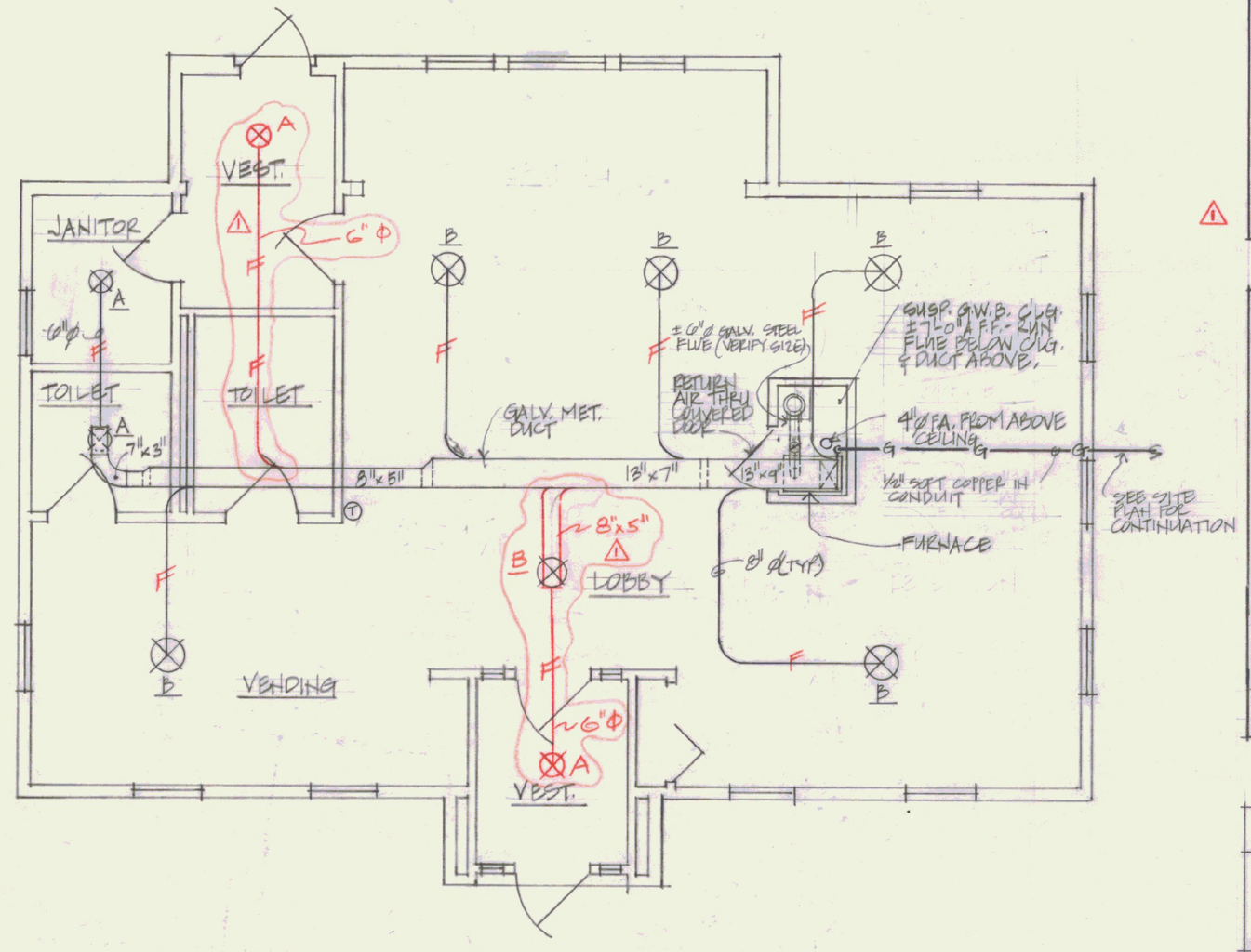

HEATING PLAN

1/4" = 1'-0"

NOTES:

1. OPERATION: FAN RUNS WHEN BONNET REACHES SET TEMPERATURE, FAN CAN OVER-RIDE FOR SUMMER COOLING. ROOM THERMOSTAT STARTS GAS BURNER.

HEATING LEGEND

⊗	DIFFUSER
Ⓣ	THERMOSTAT
⊘	DRAFT DAMPER
F.A.	FRESH AIR
—G—	L.P. GAS SUPPLY
—F—	FLEXIBLE DUCT

PLUMBING LEGEND

— — —	COLD WATER PIPING
— · — ·	HOT WATER PIPING
- - - -	VENT PIPING
———	SANITARY PIPING
—⋈—	GATE VALVE/BIB
—N—	CHECK VALVE
C.O.	CLEAN OUT
—⌒—	TRAP
—φ—	SLAB PENETRATION
A.P.	ACCESS PANEL 12"x12" BY GENERAL CONTRACTOR

PLUMBING FIXTURE SCHEDULE

MK.	MANUFACTURER	MODEL
P-1	AMERICAN STD. SERVICE SINK "LAKEWELL", W/RIM GUARD, STD. FITTINGS THRU-BACK FAUCETS, "P" TRAP & VACUUM BREAKER.	8379.018 WHITE
P-2 P-3	AMERICAN STD. WATER CLOSET "ELONGATED GLENWALL" W/ WALL CARRIER, CHURCH 5330.003 SEAT, 3905.016 SUPPLY PIPE.	2098.052 WHITE
P-4 P-5	AMERICAN STD. LAVATORY "SCOTTIAN" W/ WALL HANGER, AQUARIAN II #2379.018 FAUCETS, #2303.154 FLEXIBLE SUPPLY PIPE, #4418.026 ADJUSTABLE "P" TRAP. MOUNT FIXTURE P-4 21" A.F.F. TO BOTTOM OF SHELF.	0360.057 WHITE
P-6	AMERICAN STD. DRINKING FOUNTAIN W/ LEVER TYPE HANDLE	0310.120 WHITE
P-7	RHEEM ELECTRIC HOT WATER HEATER	64-105
P-8	TELF "HYDRO-PNEUMATIC" BAG TYPE PRES. TANK W/ CONTROL & FITTINGS #1P919	3P044
P-9*	WOODFORD "FREEZELESS" W/ VACUUM BREAKER	85

* PLUMBING PLAN WATER SUPPLY NOTE #1.

HEATING EQUIPMENT SCHEDULE

FURNACE 1	BORG-WARNER OR EQUAL W/ L.P. GAS CONVERSION ACCESSORIES, 900 C.F.M. OUTPUT, NET 64,000 BTUH REPLACEABLE FILTERS	UG-060D08N
DIFFUSERS 1	GRILLMASTER OR EQUAL W/ MODEL "D" RADIAL DAMPERS TYPE A: 6" NECK, 50 C.F.M. EA. 10 5/8" O.D. TYPE B: 8" NECK, 115 C.F.M. EA. 14 3/4" O.D.	RF-25 WHITE
THERMOSTAT	JOHNSON CONTROLS OR EQUAL DAY/NIGHT W/ AUTO OVER-RIDE	—

1 REVISED 10/19/83 SEE RE HERE

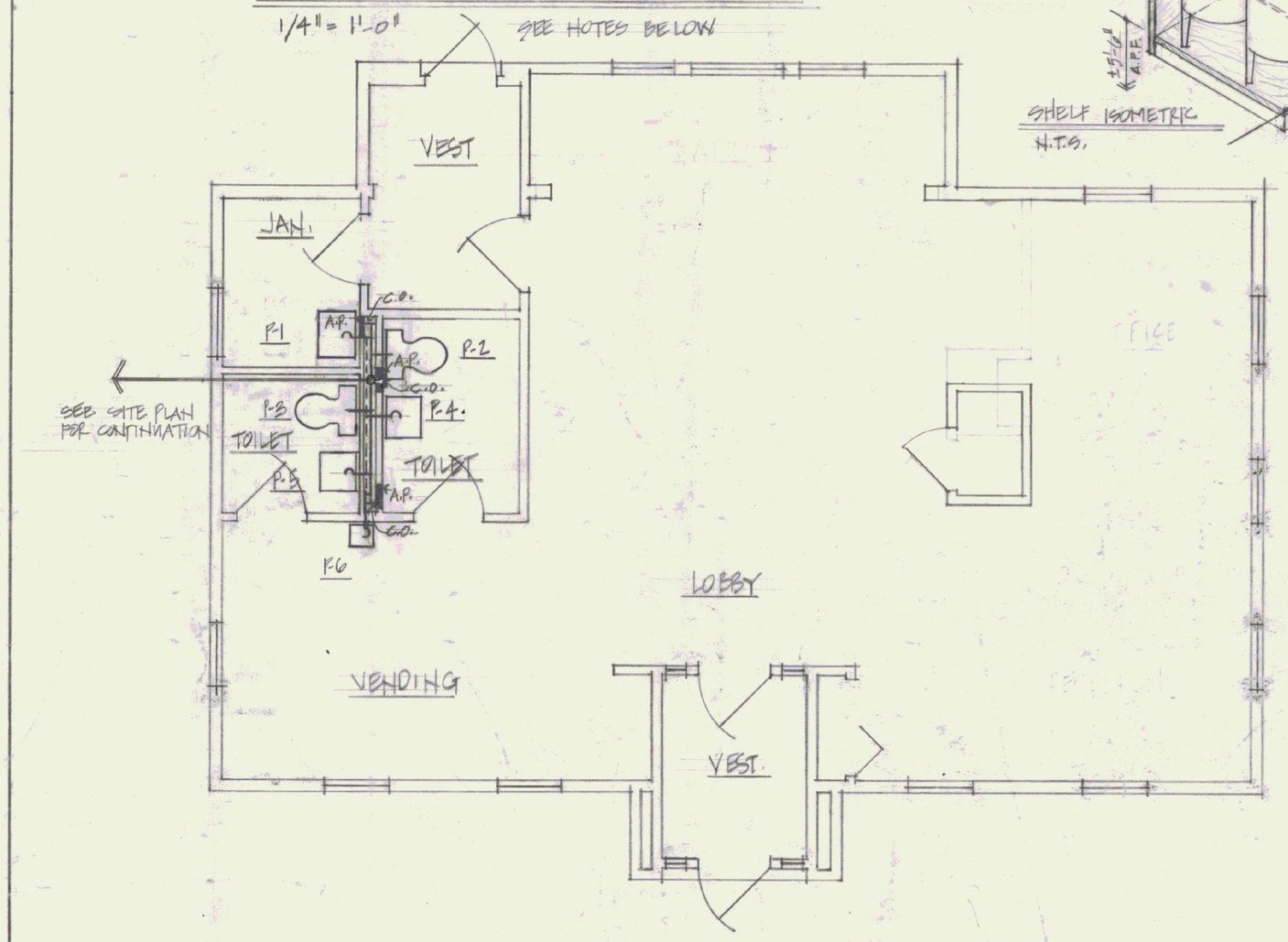

PLUMBING PLAN - SANITARY DRAINAGE

1/4" = 1'-0"

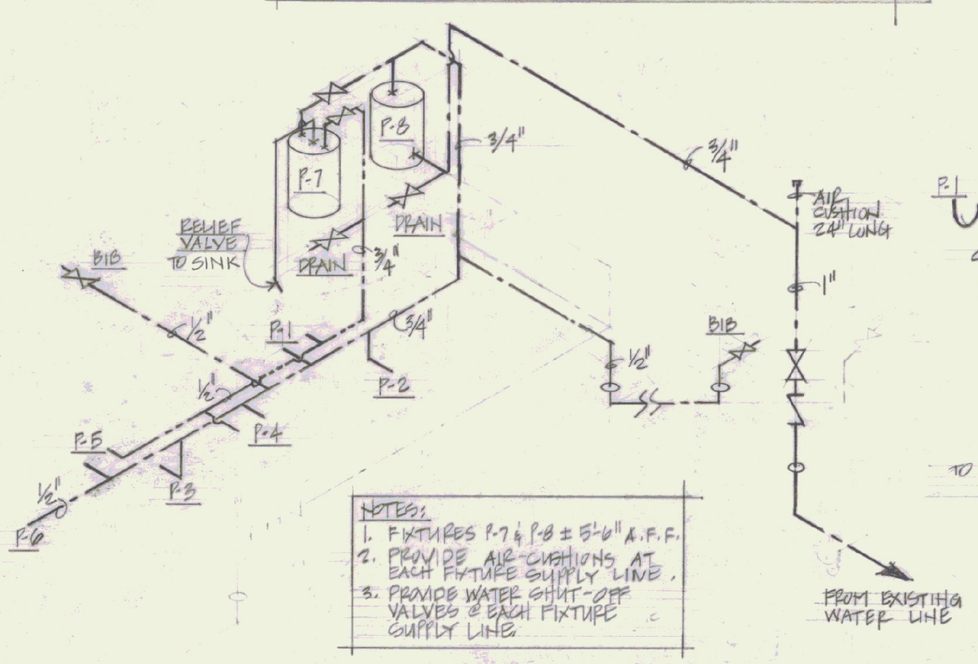

NOTES:

1. FIXTURES P-7 & P-8 ± 5'-6" A.F.F.
2. PROVIDE AIR CUSHIONS AT EACH FIXTURE SUPPLY LINE.
3. PROVIDE WATER SHUT-OFF VALVES @ EACH FIXTURE SUPPLY LINE.

RISER DIAGRAM - WATER SUPPLY

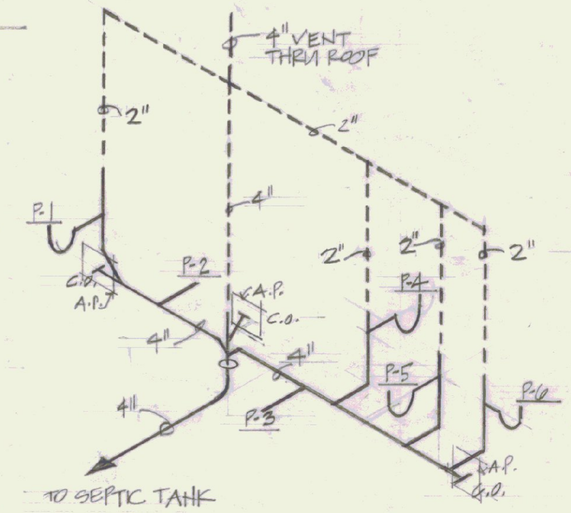

RISER DIAGRAM - SANITARY

PLUMBING PLAN - WATER SUPPLY NOTES:

1. FIXTURE P-9 LOCATED IN EXISTING HANGAR BUILDING. MAKE ADJUSTMENTS TO EXISTING PLUMBING AS NECESSARY
2. NEW PUMP IN EXISTING WELL - SEE SPECS.

STATE OF VERMONT
DIVISION OF STATE BUILDINGS
AGENCY OF ADMINISTRATION
MONTPELIER, VERMONT

MECHANICAL PLANS

NEW TERMINAL BUILDING
MORRISVILLE/STOWE STATE AIRPORT
MORRISVILLE VERMONT

STATE OF VERMONT — HERBERT J. OWEN — No. 2357 — REGISTERED PROFESSIONAL ENGINEER

DATE: JULY 6, 1983	SCALE: 1/4" = 1'-0"	REVISIONS:	DWG. NO. M-1
DRAWN BY: CWS	APPROVED BY: H.J.O.		9 OF 10