NOTE
RUN PLUMBING LINES BELOW SLAB UNLESS OTHERWISE SPECIFIED

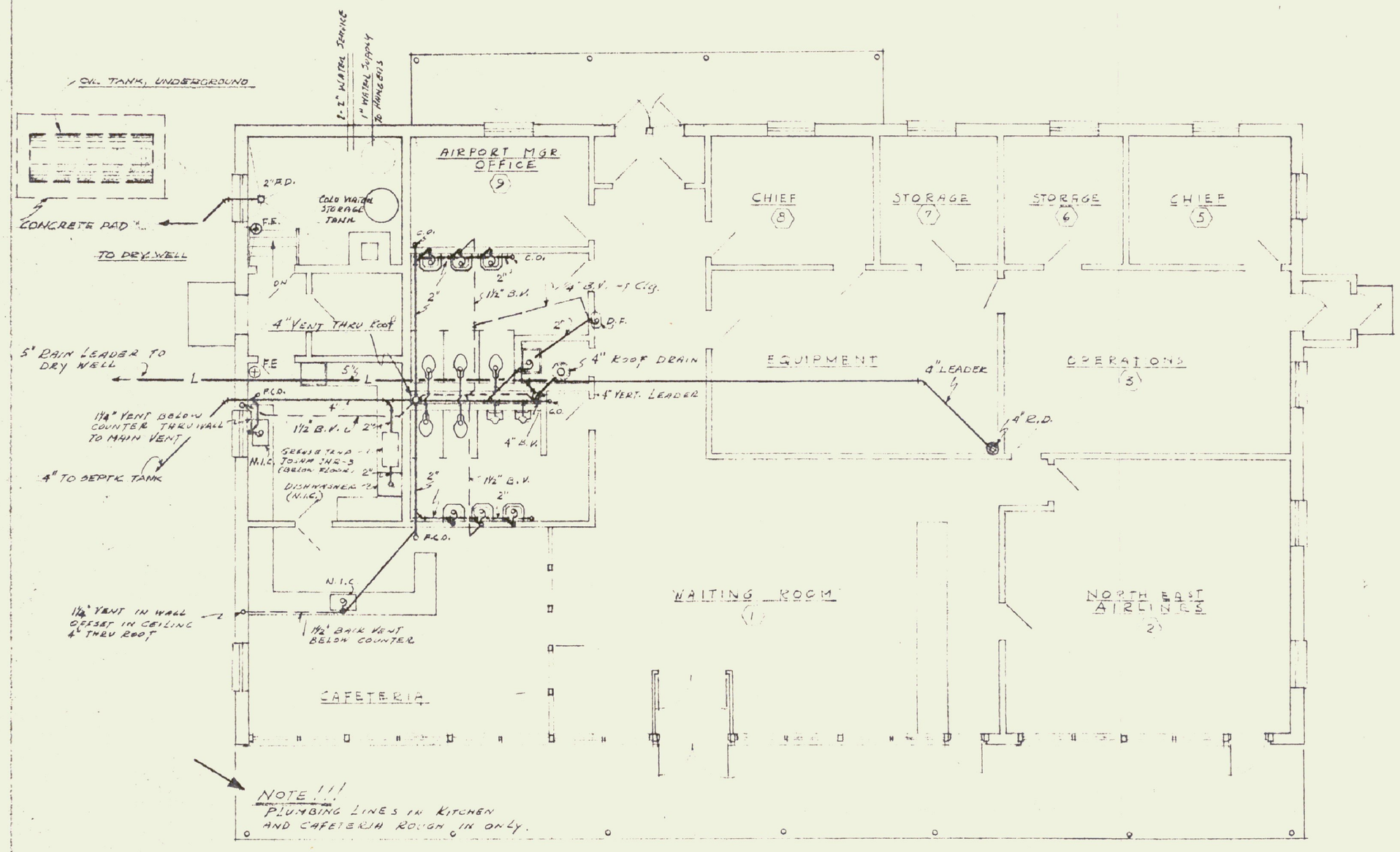

NOTE !!!
PLUMBING LINES IN KITCHEN AND CAFETERIA ROUGH IN ONLY.

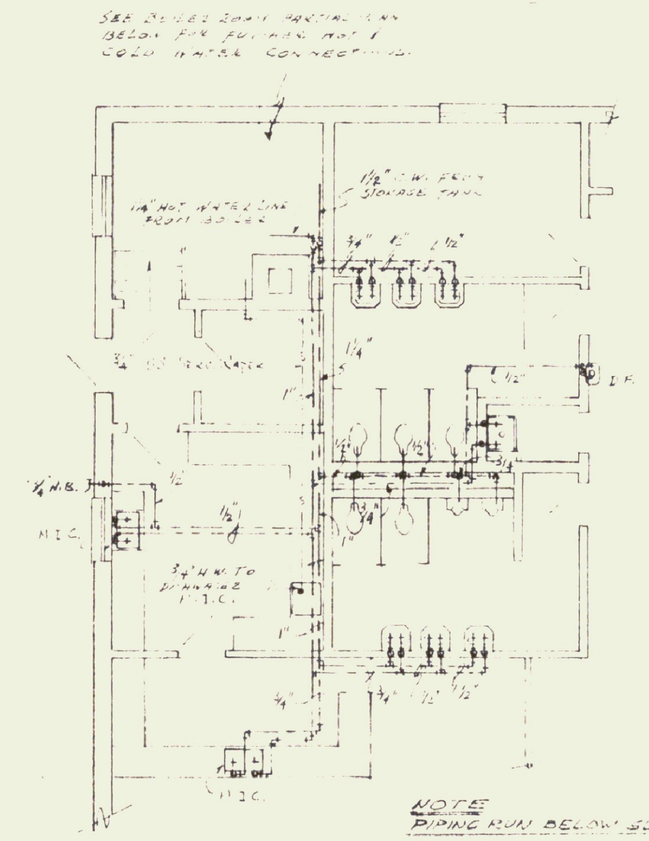

NOTE
PIPING RUN BELOW SLAB
HOT & COLD WATER LINES TO BE SPACED MIN. 12" APART.

PARTIAL PLAN HOT AND COLD WATER LINES

FIXTURE SCHEDULE

FIXTURES	SOIL	WASTE	RISERS HOT	RISERS COLD	VENT
W.C.	4"			½"	4"
URINAL		2"		¾"	1½"
LAVATORY		1½"	½"	½"	1¼"
SINK		2"	½"	½"	1½"
SERVICE SINK		2"	½"	½"	2"
DISHWASHER		2"	½"		2"

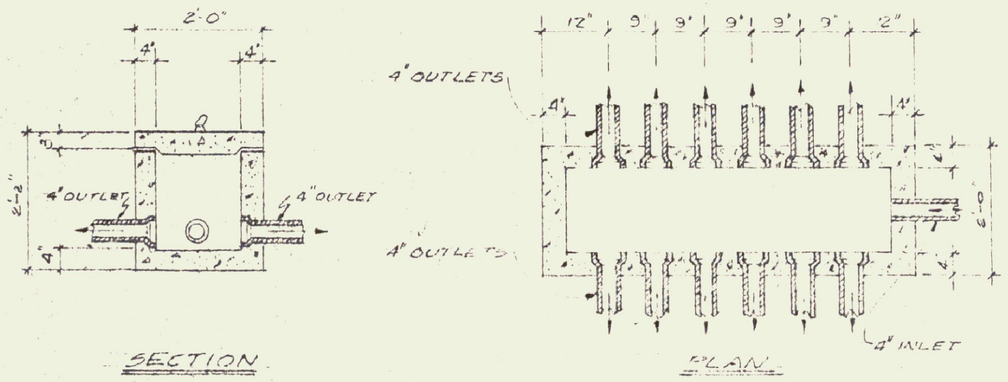

DISTRIBUTION BOX DETAIL - By Gen. Contractor
SCALE ½" = 1'-0"

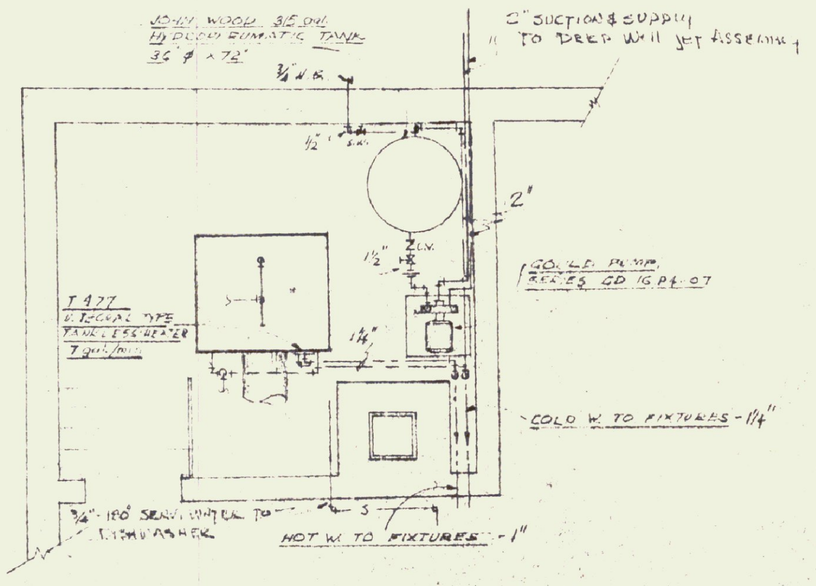

BOILER ROOM - PARTIAL PLAN
SCALE: ¼" = 1'-0"

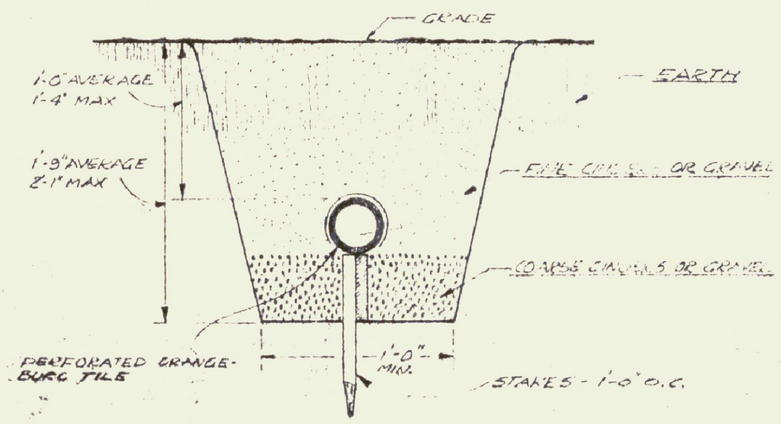

DRAIN TILE TRENCH - NO SCALE
By Gen. Contractor

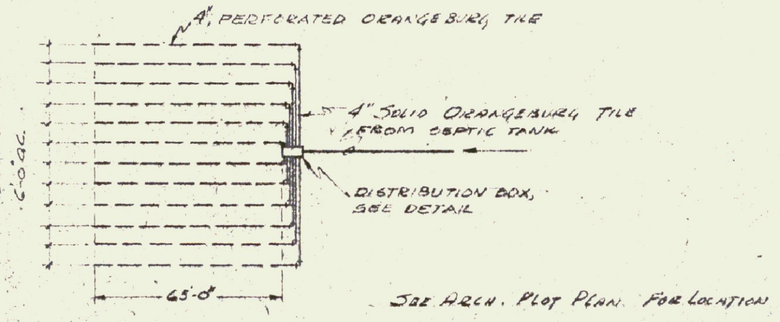

SEE ARCH. PLOT PLAN FOR LOCATION

DISPOSAL FIELD DETAIL - By Gen. Contractor
SCALE: 1" = 40'

"AS-CONSTRUCTED" PLANS

I hereby certify that all construction required by this sheet has been accomplished as indicated hereon.

Date 10/26/62 Gordon G. Woods
Gordon G. Woods, Architect

DRAWN BY TD
CHECKED BY E.B. 11/8/58
COMM. NO. 586
DATE SEPT. '58
DRAWING NO. P1

STATE OF VERMONT
NAHUM E. JENNISON No. 510 REGISTERED PROFESSIONAL ENGINEER

R. W. BROWN No. 715
R. M. HAYFIELD No. 708

SCHEDULE "A"
PLUMBING LAYOUT

NEW TERMINAL BUILDING FOR BARRE-MONTPELIER AIRPORT
BERLIN, VERMONT

PROJECT NO. 592	JENNISON ENGINEERING INC. CONSULTING ENGINEERS	SHEET NO. P-1
DRAWN BY: T.D. - E.B.	15 CENTER ST. BURLINGTON, VT. TEL. 2-0723	DATE 9-29-58

13