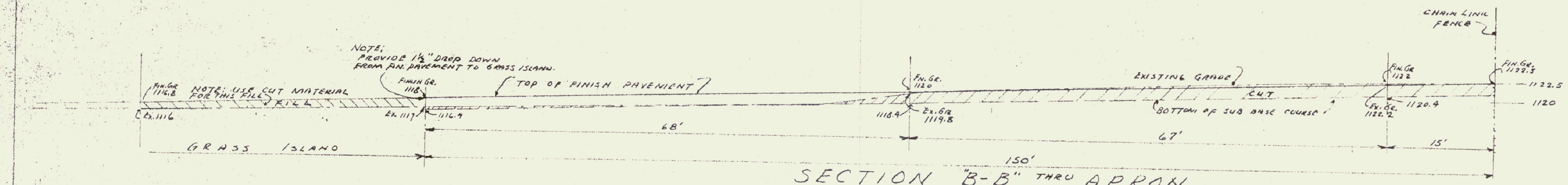

SECTION "B-B" THRU APRON
SCALE: HORZ. 1" = 10'; VERT. 1" = 10'



PROFILE OF TAXIWAY
SCALE: 1" = 20' VERT
1" = 20' HORZ.

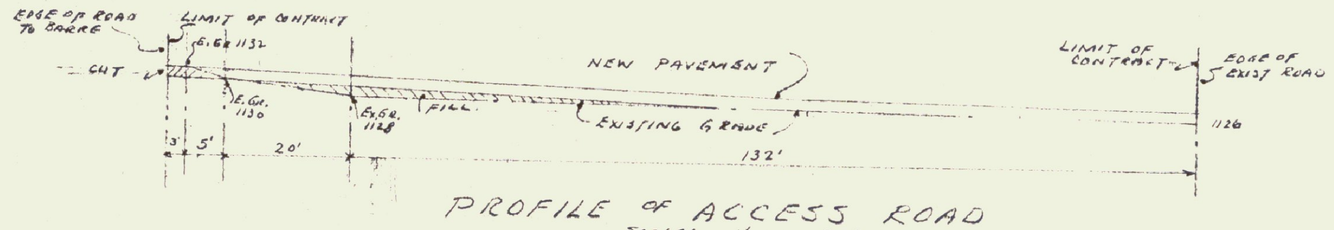

PROFILE OF ACCESS ROAD
SCALE: HORZ: 1" = 20'
VERT.: 1" = 20'



CROSS SECTION THRU GRADES LOOKING TOWARD SOUTH (STREET) ELEVATION OF BUILDING
SCALE: HORZ. 1" = 10'
VERT. 1" = 10'

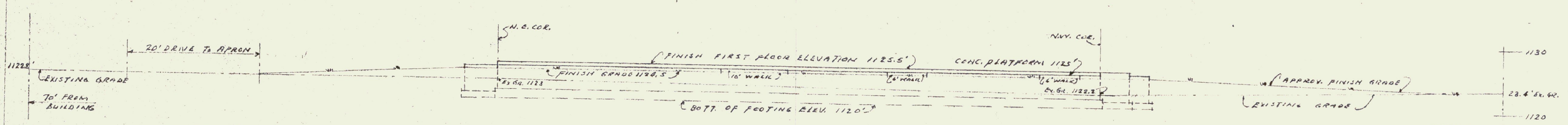

CROSS SECTION THRU GRADES LOOKING TOWARD NORTH (RUNWAY) ELEVATION OF BUILDING
SCALE: HORZ. 1" = 10'
VERT. 1" = 10'

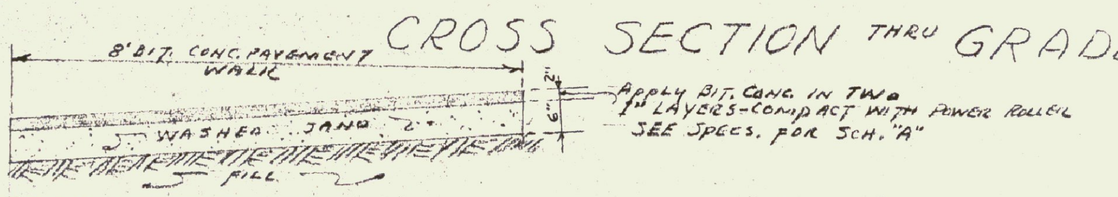

SECTION Z-Z THRU BIT. CONC. WALKS
SCALE: ½" = 1'-0"

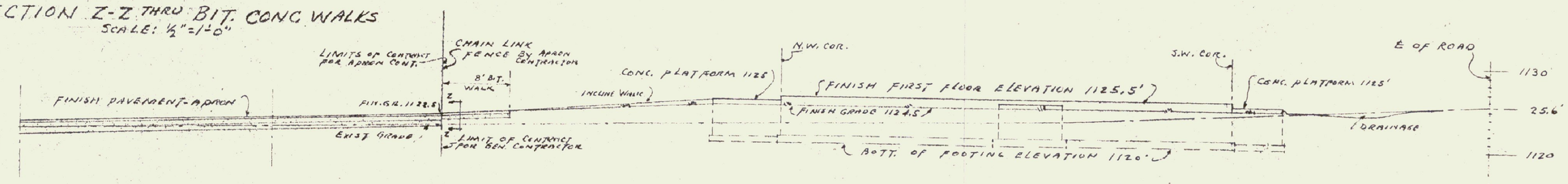

CROSS SECTION THRU GRADES LOOKING TOWARD WEST ELEVATION OF BUILDING
SCALE: HORZ. 1" = 10'
VERT. 1" = 10'

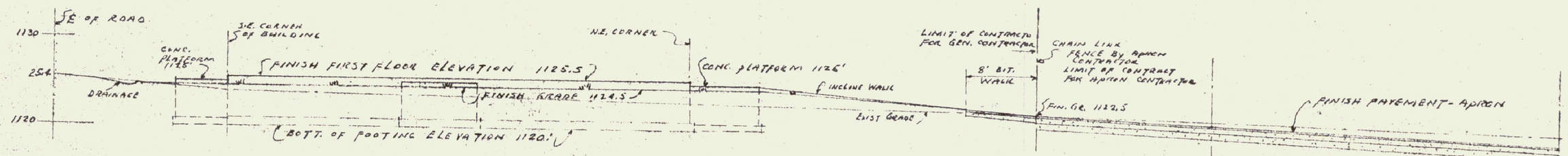

CROSS SECTION THRU GRADES LOOKING TOWARD EAST ELEVATION OF BUILDING
SCALE: HORZ. 1" = 10'
VERT. 1" = 10'

"AS-CONSTRUCTED" PLANS

I hereby certify that all construction required by this sheet has been accomplished as indicated hereon.

Date 10/26/67 Gordon G. Woods
Gordon G. Woods,
Architect

SCHEDULE "A" & "B"

REGISTERED ARCHITECT GORDON G. WOODS NO. 53 STATE OF VERMONT

REVISED 1/24/59

NEW TERMINAL BUILDING FOR BARRE-MONTPELIER AIRPORT BERLIN - VERMONT	DRAWN BY G.G.W.
	CHECKED BY H.D.H. 11/18/58
	COMM. NO. 586
GORDON G. WOODS ARCHITECTS & ENGINEERS ST. JOHNSBURY, VERMONT	DATE SEPT '58
	DRAWING NO 1C